

USDA United States
Department of
Agriculture

Forest
Service


North Central
Research Station

Resource Bulletin
NC-216



Indiana Timber Industry—An Assessment of Timber Product Output and Use, 2000

Ronald J. Piva and Joey Gallion



North Central Research Station
Forest Service—U.S. Department of Agriculture
1992 Folwell Avenue
St. Paul, Minnesota 55108
2003
www.ncrs.fs.fed.us

FOREWORD

In this bulletin we discuss recent Indiana forest industry trends and report the results of a detailed study of the forest industry, industrial roundwood production, and associated primary mill wood and bark residue in Indiana in 2000. Such detailed information is necessary for intelligent planning and decisionmaking in wood procurement, forest resources management, and forest industry development. Likewise, researchers need current forest industry and industrial roundwood information for planning projects.

Special thanks are given to the primary wood-using firms for supplying information for this study and to the Indiana Department of Natural Resources, Division of Forestry, for canvassing the respondents. Their cooperation is greatly appreciated.

All board foot data in this report have been converted to International 1/4-inch scale by applying a multiplier of 1.08 to all roundwood volumes reported in Scribner Decimal C scale by sawmills and handle mills, a multiplier of 1.04 to all roundwood volumes reported in Scribner Decimal C scale by veneer and cooperage mills, a multiplier of 1.38 to all roundwood volume reported in Doyle scale by sawmills and handle mills, and a multiplier 1.14 to all roundwood volume reported in Doyle scale by veneer and cooperage mills.

Tables in the appendix relating to saw log and veneer log volumes, and to sawtimber removal volumes are presented in both International 1/4-inch rule and Doyle rule. International 1/4-inch rule is the USDA Forest Service standard while Doyle rule is the common measure used in Indiana by forest industries and land management agencies.

The last published report from a detailed study of all industrial roundwood output in Indiana was for 1995. Most comparisons in this report are with the 1995 study results. When new surveys are completed, errors and omissions from previous surveys are corrected. As a result of our ongoing efforts to improve the survey's efficiency and reliability, changes may have been made to the previous survey's data. All comparisons and analysis in this report are based on the reprocessed data from earlier surveys, which may not match earlier published data. Rows and columns may not sum due to rounding, but data in each table cell are accurately displayed.



CONTENTS

Highlights	1
Primary Timber Industry—Industrial Roundwood	1
Saw Logs	4
Veneer Logs	5
Other Products	5
Timber Removals	6
Harvest Residues	7
Primary Mill Residues	7
Appendix	9
Study Methods	10
Definition of Terms	10
Common and Scientific Names of Tree Species Mentioned in This Report	14
Table Titles	16
Tables	17

Indiana Timber Industry—An Assessment of Timber Product Output and Use, 2000

Ronald J. Piva and Joey Gallion

HIGHLIGHTS

PRIMARY TIMBER INDUSTRY—INDUSTRIAL ROUNDWOOD

- In 2000, Indiana's primary wood-using industry was comprised of 184 sawmills, 12 veneer mills, 4 handle plants, 1 pulp mill, and 5 mills producing other products (table 1).
- The number of large- and medium-size mills increased by 20 and 21 mills, respectively, while the number of small mills decreased by 46 from 1995 to 2000.
- The Knobs Unit had the largest concentration of wood-using mills in the State in 2000. This Unit contained 78 sawmills, 5 veneer mills, 2 cooperage mills, 1 handle plant, and 1 cabin log mill (fig. 1).
- In 2000, the primary wood-using mills in Indiana processed 89.1 million cubic feet of industrial roundwood, an increase of 18 percent from 1995 (table 2).
- Almost 85 percent of the industrial roundwood processed by the State's primary wood-using mills were cut from Indiana's forest lands. Michigan, Illinois, and Kentucky were the largest suppliers of out-of-State roundwood in 2000,

supplying another 12 percent of the industrial roundwood used by Indiana mills (table 3).

- Indiana's primary wood-using mills in 2000 processed mainly hardwood species. Only 1 percent of the industrial roundwood processed was softwood species.
- The production of industrial roundwood increased from 66.4 million cubic feet in 1995 to 81.1 million cubic feet in 2000, an increase of 22 percent.
- The production of saw logs accounted for 90 percent of the total industrial roundwood produced in 2000. The production of pulpwood products accounted for the second largest consumer of Indiana's industrial roundwood production, 4 percent of the total production (table 4 and fig. 2).
- In 2000, the Knobs Forest Survey Unit was the leading producer of industrial roundwood in Indiana, with 37.5 million cubic feet, or 46 percent of the total industrial roundwood produced. The Lower Wabash Forest Survey Unit was second with 22.0 million cubic feet (27 percent of the total), followed by the Northern Forest Survey Unit with 15.3 million cubic feet (19 percent of the total) and the Upland Flats Forest Survey Unit with 6.3 million cubic feet (8 percent of the total).

About the Authors:

Ronald J. Piva, Forester, received a B.S. in forest management from the University of Missouri-Columbia. He joined the Forest Service in 1987 and has been working with the North Central Station's Forest Inventory and Analysis Unit since.

Joey Gallion, Forest Products Specialist, received a B.S. in forestry from Purdue University. He began working for the Indiana Department of Natural Resources, Division of Forestry, in 1992.

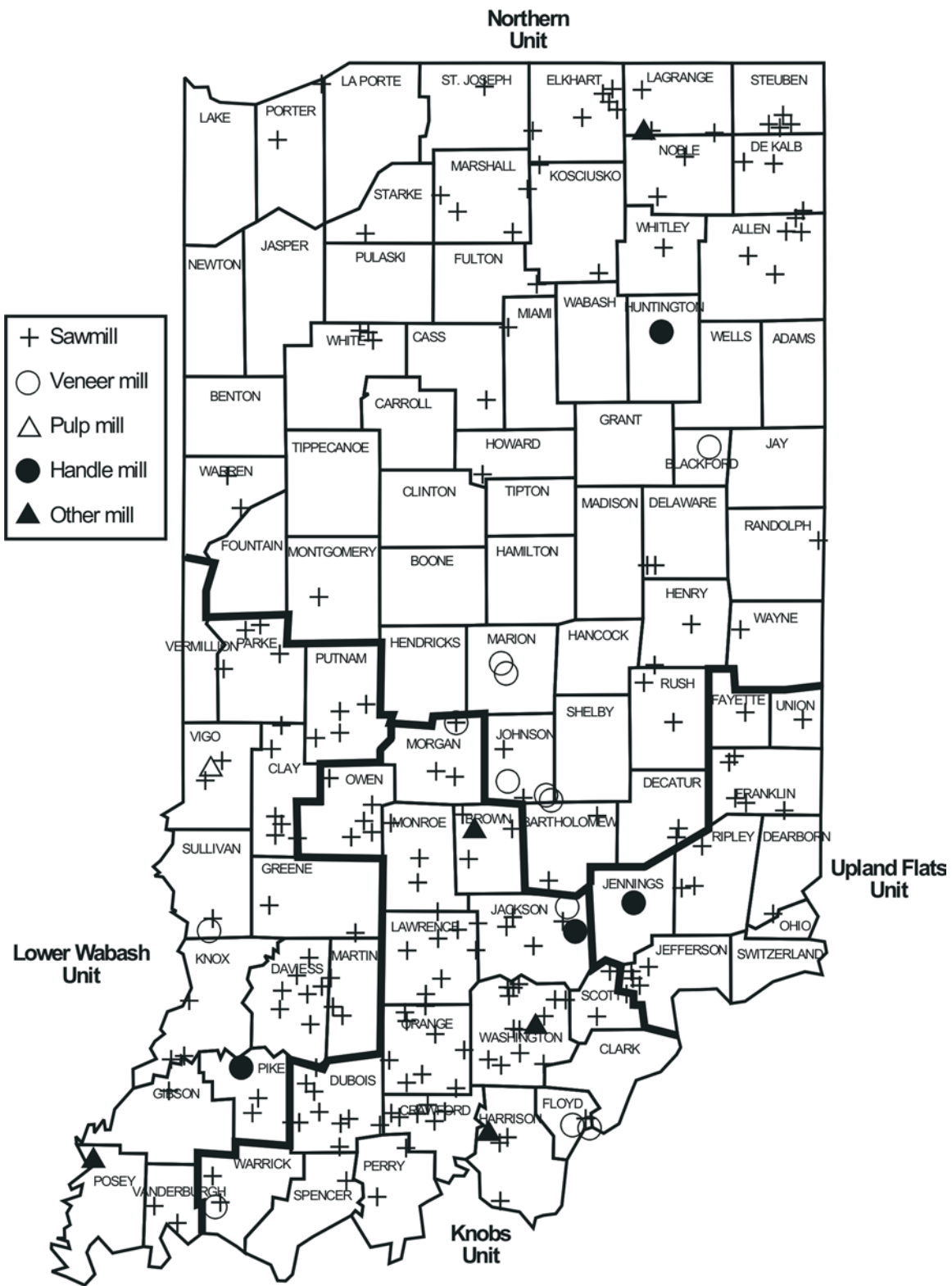


Figure 1.—Forest Survey Units and location of wood-using mills in Indiana, 2000.

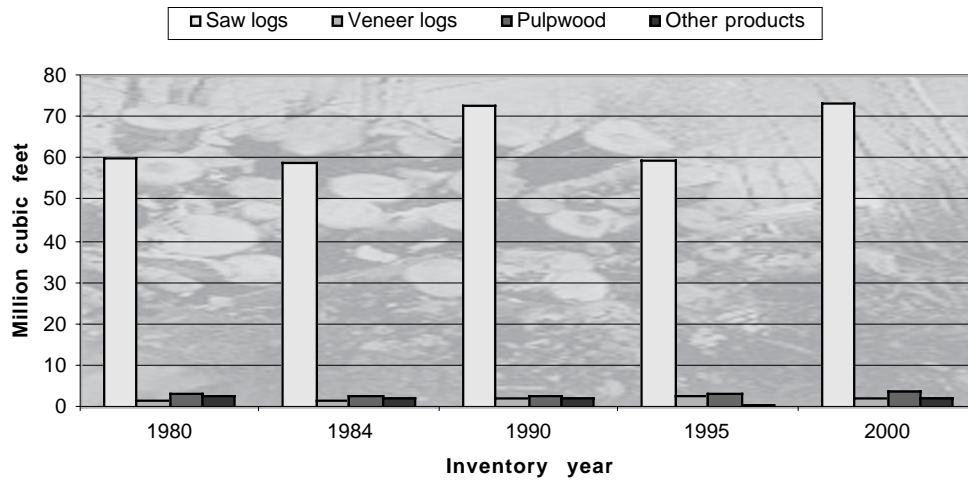


Figure 2.—Industrial roundwood production by product, Indiana, 1980, 1984, 1990, 1995, 2000.

- Industrial roundwood production increased by almost 40 percent in the Knobs Forest Survey Unit between 1995 and 2000. The Lower Wabash Unit increased production by 28 percent during the same period, and the Upland Flats Unit increased production by 16 percent. The Northern Unit decreased production of industrial roundwood by 9 percent from 1995 to 2000 (fig. 3).
- Wood processing mills in Indiana received 93 percent of the industrial roundwood that was harvested from Indiana’s forests in 2000. Kentucky and Ohio mills combined received 5 percent of Indiana’s industrial roundwood production. The remaining 2 percent of the industrial roundwood harvested from Indiana went to mills in Illinois, Iowa, Michigan, Missouri, Wisconsin, Tennessee, Canada, and other countries (table 5).
- Red oaks were the most harvested species group in 2000, accounting for 27 percent of the total industrial roundwood volume. Yellow-poplar at 17 percent, white oaks at 16 percent, hard maple at 8 percent, and ash at 7 percent were the other major species harvested (table 6).

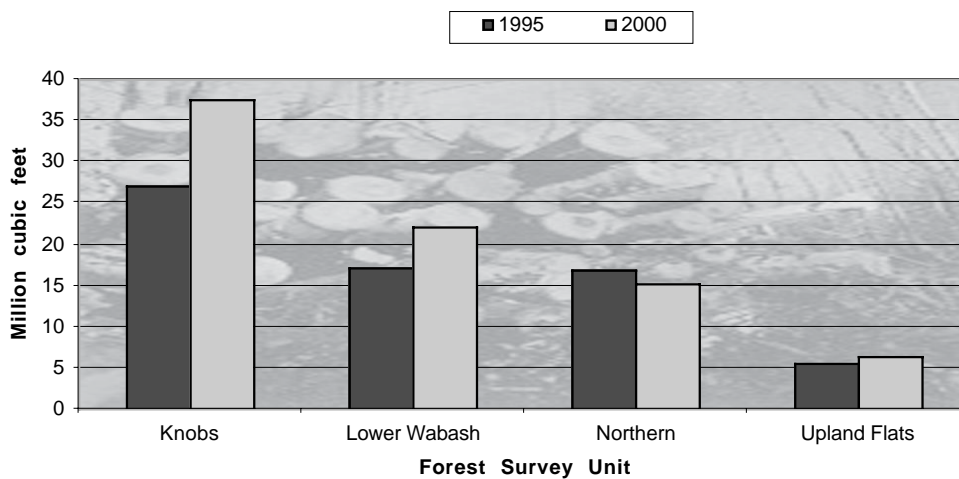


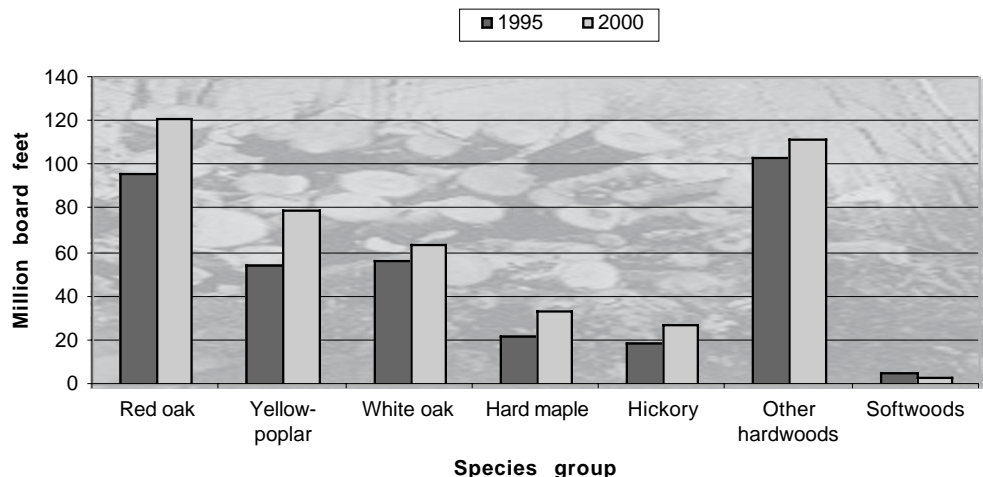
Figure 3.—Industrial roundwood production by Forest Survey Unit, Indiana, 1995 and 2000.

The International 1/4-inch rule is the USDA Forest Service standard unit of measure of volume for saw logs and veneer logs. However, the Doyle rule is a widely applied unit of measure in Indiana. Therefore, in the text saw log and veneer log volumes are presented using the International 1/4-inch rule, and the Doyle rule measures are presented in parentheses.

SAW LOGS

- Indiana's sawmills processed 480 million board feet (348 mmbf Doyle) of saw logs in 2000. The Knobs Unit received 44 percent, or 212 million board feet (154 mmbf Doyle) of the saw logs processed in 2000.
- Michigan supplied 36 percent of the saw logs that were imported into the State in 2000. Illinois and Kentucky were the other major sources of saw logs from out of State with 34 percent and 23 percent, respectively, of the total saw logs imported (table 7, 7a).
- Indiana's saw log receipts increased by 20 percent, from 400 million board feet (290 mmbf Doyle) in 1995 to 480 million board feet (348 mmbf Doyle) in 2000. The production of saw logs increased by 23 percent, from 357 million board feet (259 mmbf Doyle) in 1995 to 440 million board feet (319 mmbf Doyle) in 2000 (table 8, 8a).
- The Knobs Unit was the leading producer of saw logs in 2000 with 197 million board feet (143 mmbf Doyle), or 45 percent of the total saw log production. The Lower Wabash Unit produced 120 million board feet (87 mmbf Doyle), or 27 percent of the saw logs produced; the Northern Unit produced 88 million board feet (64 mmbf Doyle), or 20 percent of the saw logs produced; and the Upland Flats Unit produced 34 million board feet (25 mmbf Doyle), or 8 percent of the saw logs produced (table 9, 9a).
- Over 121 million board feet (88 mmbf Doyle) of red oaks were harvested from Indiana's forests in 2000 and made up more than one-quarter of the total harvest. Other important species groups were yellow-poplar at 79 million board feet (57 mmbf Doyle), white oaks at 63 million board feet (46 mmbf Doyle), hard maples at 34 million board feet (24 mmbf Doyle), and hickory at 27 million board feet (20 mmbf Doyle) (table 10, 10a, and fig. 4).

Figure 4.—Saw log production by species group, Indiana, 1995 and 2000.



VENEER LOGS

- The 12 veneer mills in Indiana processed 32 million board feet (28 mmbf Doyle) of roundwood in 2000. This was a 23-percent decrease from Indiana's veneer mill receipts of 42 million board feet (37 mmbf Doyle) in 1995.
- Unlike other primary forest products industries in Indiana, veneer mills process industrial roundwood that came mostly from out of State. Only 29 percent of the roundwood processed by Indiana veneer mills came from Indiana's forests. Eastern and Southern States supplied 49 percent of the veneer log volume in 2000 (table 11, 11a).
- Three of the five major veneer species decreased production levels from 1995 to 2000. White oak veneer log production decreased by 31 percent, black walnut by 35 percent, and black cherry by 58 percent. Red oak veneer log production increased by 14 percent, and hard maple veneer log production more than doubled. Hard maple veneer log production surpassed black cherry and black walnut production levels in 2000 (table 12, 12a; and fig. 5).
- Sixty percent, or 9 million board feet (8 mmbf Doyle), of the veneer logs cut

from Indiana's forests in 2000 went to one of the veneer mills in Indiana. Major importers of Indiana's veneer logs in 2000 were mills in Michigan, Ohio, Tennessee, Wisconsin, and Canada (table 13, 13a).

OTHER PRODUCTS

- Even though there was only one pulp mill remaining in Indiana in 2000, pulpwood production was the second largest consumer of Indiana's industrial roundwood, making up 4 percent of the total industrial roundwood produced in the State. Of the 45 thousand cords of pulpwood harvested in 2000, 4 thousand cords were softwoods, 14 thousand cords were soft hardwoods, and 27 thousand cords were hard hardwoods (table 14). Almost half of the industrial roundwood harvested for pulpwood in 2000 was sent to mills in the Northeast and South.
- There were four handle plants in Indiana in 2000, one in each of the four Forest Survey Units of the State. Ash was the major species harvested for handle bolt production in 2000, making up 97 percent of the volume harvested. Hard maple was the only other species harvested for the production of handles in Indiana.

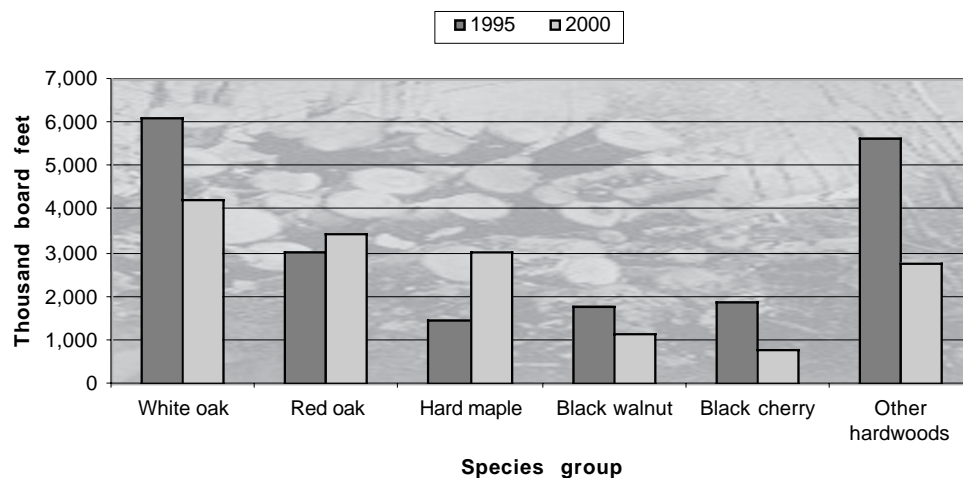


Figure 5.—Veneer log production by species group, Indiana, 1995 and 2000.

Residential fuelwood is a major nonindustrial product in Indiana. The results of a residential fuelwood study conducted in 1996 are available in "Residential Fuelwood Consumption and Production in Indiana, 1996", RB NC-188, by Dennis M. May, Jeff Settle, and Tamara Benjamin. This report is available online at <http://www.ncrs.fs.fed.us/pubs/>.

- Other industrial roundwood products harvested from Indiana in 2000 were coopeage logs, cabin logs, and mine timbers or supports.

TIMBER REMOVALS

- In the production of industrial roundwood in 2000, 97 million cubic feet of Indiana's growing-stock inventory was removed from timberland. Seventy-eight percent of the growing-stock removed was used for products. Another 49 million cubic feet of non-growing-stock wood material was removed from Indiana's timberland, but only 11 percent of this material was used for industrial roundwood production (table 15).
- Fifty-five percent of the total wood material harvested from Indiana's forests in 2000 was used for primary wood products. The

remainder was left on the ground as harvest residues (fig. 6).

- Limbwood accounted for 59 percent of the non-growing-stock sources of roundwood used for the production of primary wood products. Dead trees made up another 20 percent of the non-growing-stock that was used for industrial roundwood production.
- Forty-six percent of the growing-stock removals came from the Knobs Unit, 27 percent from the Lower Wabash Unit, 19 percent from the Northern Unit, and 8 percent from the Upland Flats Units (table 16).
- Industrial roundwood harvesting also removed 506 million board feet (367 mmbf Doyle) of wood from the sawtimber portion of Indiana's growing stock inventory in 2000 (table 17, 17a), a 22-percent increase from 1995.

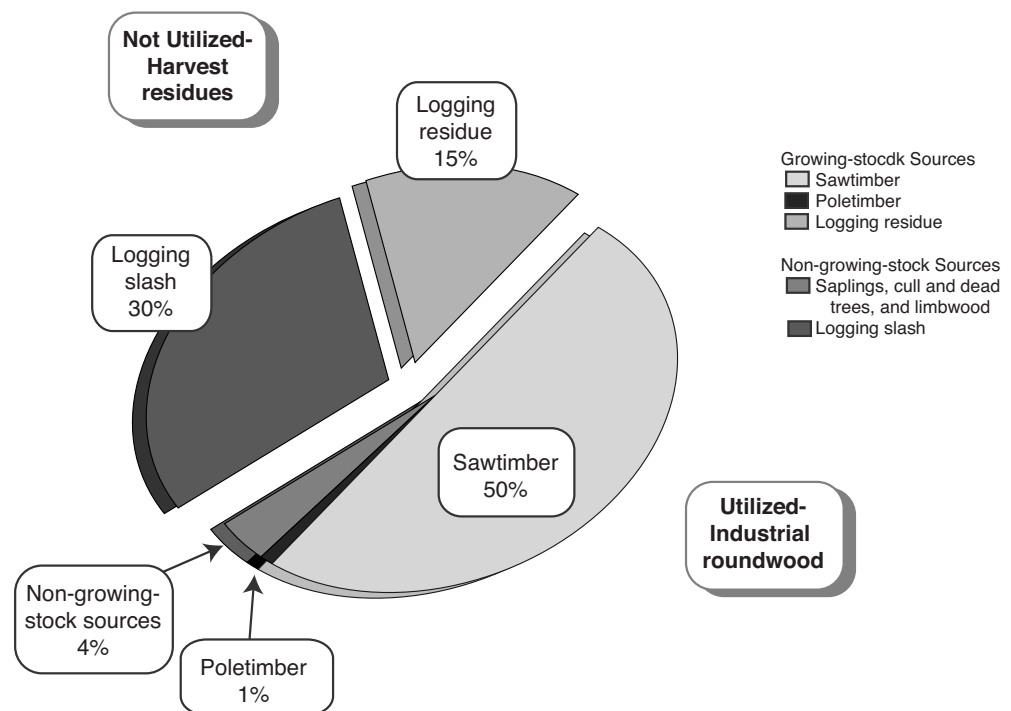


Figure 6.—Distribution of timber removals for industrial roundwood by source of material, Indiana, 2000.

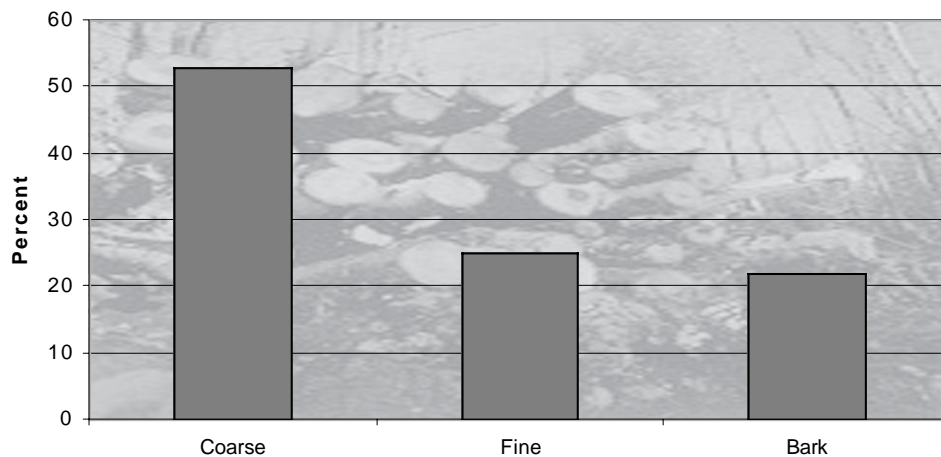


Figure 7.—Distribution of residues generated by primary wood-using mills by type of residue, Indiana, 2000.

HARVEST RESIDUES

- In 2000, harvesting of industrial roundwood products left 65 million cubic feet of harvest residues on the ground in Indiana (table 18)—an increase of 23 percent from 1995.
- The red oak, white oak, and yellow-poplar species groups accounted for 60 percent of the volume of harvest residues generated in Indiana in 2000.
- Sixty-seven percent of the wood material left on the ground after the harvest of Indiana's industrial roundwood in 2000 came from non-growing-stock sources such as limbwood, dead trees, and cull trees.

PRIMARY MILL RESIDUES

- In converting industrial roundwood into products such as lumber, wood pulp, and veneer, Indiana's primary wood-using industry generated 1,342 thousand green tons of wood and bark residues (table 19).
- Fifty-three percent of the mill residues produced in 2000 were in the form of coarse wood residues, such as slabs and edgings. Fine residues made up another 25 percent of the mill residues produced, and bark residue accounted for the remaining 22 percent (fig. 7).
- Nearly all mill residues were used. Miscellaneous uses, such as livestock bedding, mulch, and small dimension lumber, consumed 42 percent of the total residues produced by Indiana's primary wood-using mills in 2000. Another 38 percent of the mill residues generated were shipped to pulp and particleboard plants (fig. 8).
- Over 60 percent of the coarse wood residues, such as slabs, edgings, and veneer cores, were used in the production of fiber products in 2000. Fifty-six percent of the fine wood residues were used for miscellaneous uses such as animal bedding and mulch.
- Almost 90 percent of the bark residue was used for miscellaneous uses such as mulch or livestock bedding.
- In 2000, only 2 percent, or 22 thousand green tons, of the mill residues went unused. In 1995, 4 percent of the mill residues generated by Indiana's industrial roundwood processors were not used.

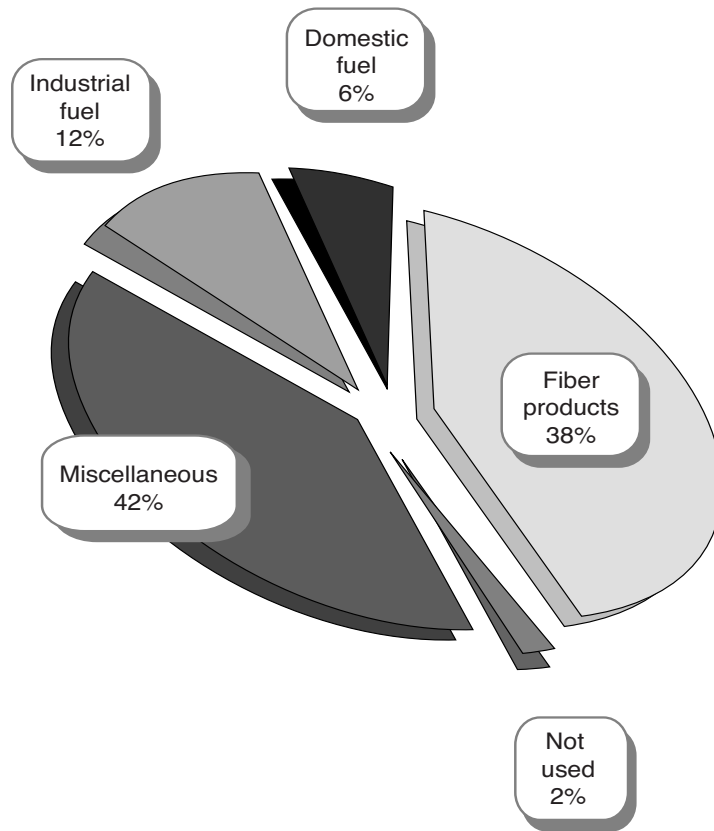


Figure 8.—Distribution of residues generated by primary wood-using mills by method of disposal, Indiana, 2000.



APPENDIX

APPENDIX

STUDY METHODS

This study was a cooperative effort of the Division of Forestry of the Indiana Department of Natural Resources (IN DNR) and the North Central Research Station (NCRS). Using questionnaires supplied by NCRS and designed to determine the size and composition of the State's primary wood-using industry, its use of roundwood, and its generation and disposition of wood residues, the IN DNR Division of Forestry visited all known primary wood-using mills within the State. This allowed for a 100-percent response rate. Completed questionnaires were sent to NCRS for editing and processing.

As part of data editing and processing, all industrial roundwood volumes reported on the questionnaires were converted to standard units of measure using regional conversion factors. Timber removals by source of material and harvest residues generated during logging were estimated from standard product volumes using factors developed from logging utilization studies previously conducted by NCRS. Finalized data on Indiana's industrial roundwood receipts were loaded into a regional timber removals database where they were supplemented with data on out-of-State uses of Indiana roundwood to provide a complete assessment of Indiana's timber product output.

DEFINITION OF TERMS

Board foot

Unit of measure applied to roundwood. It relates to lumber that is 1 foot long, 1 foot wide, and 1 inch thick (or its equivalent).

Bolt

A short log no more than 8 feet long, to be sawn for lumber, peeled or sliced for veneer, shaved for excelsior, or converted into shingles, cooperage stock, dimension stock, blocks, blanks, or other products.

Central stem

The portion of a tree between a 1-foot stump and the minimum 4.0-inch top diameter outside bark, or the point where the central stem breaks into limbs.

Coarse mill residue

Wood residue suitable for chipping such as slabs, edgings, and veneer cores.

Commercial species

Tree species presently or prospectively suitable for industrial wood products. (Note: Excludes species of typically small size, poor form, or inferior quality such as hophornbeam, Osage-orange, and redbud.)

Cull removals

Net volume of rough and rotten trees plus the net volume in sections of the central stem of growing-stock trees that do not meet regional merchantability standards harvested for industrial roundwood products.

Dead removals

Net volume of dead trees harvested for industrial roundwood products.

Diameter at breast height (d.b.h.)

The outside bark diameter at 4.5 feet above the forest floor on the uphill side of the tree. For determining breast height, the forest floor includes the duff

layer that may be present, but does not include unincorporated woody debris that may rise above the ground line.

Doyle rule

A simple log rule or formula for estimating the board foot volume of logs based on a 4-inch slabbing allowance to square the log. This rule is used in the Eastern and Southern United States.

Fine mill residue

Wood residue not suitable for chipping such as sawdust and veneer clippings.

Forest land

Land at least 10 percent stocked by forest trees of any size, or formerly having had such tree cover, and not currently developed for nonforest use. (Note: Stocking is measured by comparing specified standards with basal area and /or number of trees, age or size, and spacing.) The minimum area for classification of forest land is 1 acre. Roadside, streamside, and shelterbelt strips of timber must have a crown width of at least 120 feet to qualify as forest land. Unimproved roads and trails, streams or other bodies of water, or clearings in forest areas shall be classed as forest if less than 120 feet wide.

Growing-stock removals

The growing-stock volume removed from the timberland inventory by harvesting industrial roundwood products. (Note: Includes sawtimber removals, poletimber removals, and logging residues.)

Growing-stock tree

A live timberland tree of commercial species that meets specified standards of size, quality, and merchantability. (Note: Excludes rough, rotten, and dead trees.)

Growing-stock volume

Net volume of growing-stock trees 5.0 inches d.b.h. and over, from 1 foot above the ground to a minimum 4.0-inch top diameter outside bark of the central stem or to the point where the central stem breaks into limbs.

Hardwoods

Dicotyledonous trees, usually broad-leaved and deciduous.

Harvest residues

The total net volume of unused portions of trees cut or killed by logging. (Note: Includes both logging residues and logging slash.)

Industrial fuelwood

A roundwood product, with or without bark, used to generate energy at manufacturing facilities and schools, correctional institutions, or electric generating plants.

Industrial roundwood exports

The quantity of industrial roundwood harvested in a geographical area and transported to other geographical areas.

Industrial roundwood imports

The quantity of industrial roundwood received from other geographical areas.

Industrial roundwood products

Saw logs, pulpwood, veneer logs, poles, commercial posts, pilings, cooperage logs, particleboard bolts, shaving bolts, lath bolts, charcoal bolts, and chips from roundwood used for pulp or board products.

Industrial roundwood production

The quantity of industrial roundwood harvested in a geographic area plus all industrial roundwood exported to other geographical areas.

Industrial roundwood receipts

The quantity of industrial roundwood received by commercial mills in a geographic area plus all industrial roundwood imported from other geographical areas.

Industrial roundwood retained

The quantity of industrial roundwood harvested from and processed by commercial mills within the same geographical area.

International 1/4-inch rule

A log rule or formula for estimating the board foot volume of logs, allowing 1/2-inch of taper for each 4-foot length. The rule appears in a number of forms that allow for kerf. In this form, 1/4-inch of kerf is assumed. This rule is used as the USDA Forest Service standard log rule in the Eastern United States.

Limbwood removals

Net volume of all portions of a tree other than the central stem (including forks, large limbs, tops, and stumps) harvested for industrial roundwood products.

Logging residue

The net volume of unused portions of the merchantable central stem of growing-stock trees cut or killed by logging.

Logging slash

The net volume of unused portions of the unmerchantable (non-growing-stock) sections of trees cut or killed by logging.

Merchantable sections

Refers to sections of the central stem of growing-stock trees that meet either pulpwood or saw log specifications.

Net volume

Gross volume less deductions for rot, sweep, or other defects affecting use for roundwood products.

Noncommercial species

Tree species of typically small size, poor form, or inferior quality that normally do not develop into trees suitable for industrial roundwood products.

Classified in volume tables as rough trees.

Nonforest land

Land that has never supported forests, and land formerly forested where use for timber management is precluded by development for other uses. (Note: Includes areas used for crops, active Christmas tree plantations, orchards, nurseries, improved pasture, residential areas, city parks, improved roads of any width and adjoining clearings, powerline clearings of any width, and 1- to 39.9-acre areas of water classified

by the Bureau of the Census as land.) If intermingled in forest areas, unimproved roads and nonforest strips must be more than 120 feet wide and more than 1 acre to qualify as nonforest land.

Nonforest land removals

Net volume of trees on nonforest lands harvested for industrial roundwood products.

Poletimber

A growing-stock tree at least 5.0 inches d.b.h. but smaller than sawtimber size (9.0 inches d.b.h. for softwoods, 11.0 inches d.b.h. for hardwoods).

Poletimber removals

Net volume in the merchantable central stem of poletimber trees harvested for industrial roundwood products.

Primary wood-using mills

Mills receiving roundwood or chips from roundwood for processing into products such as lumber, veneer, and pulp.

Primary wood-using mill residue

Wood materials (coarse and fine) and bark generated at manufacturing plants that process industrial roundwood into principal products. These residues include wood products (byproducts) obtained incidental to production of principal products and wood materials not utilized for some product.

Production

The quantity of roundwood material harvested in a geographic area plus all roundwood material exported to other geographical areas.

Receipts

The quantity of roundwood material received by commercial mills in a geographic area plus all roundwood material imported from other geographical areas.

Rotten tree

A tree that does not meet regional merchantability standards because of excessive unsound cull.

Rough tree

A tree that does not meet regional merchantability standards because of excessive sound cull. Includes noncommercial tree species.

Roundwood

Logs, bolts, or other round sections cut from trees (including chips from roundwood).

Sapling

A live tree between 1.0 and 5.0 inches d.b.h.

Sapling removals

Net volume in saplings harvested for industrial roundwood products.

Saw log portion

That portion of the central stem of sawtimber trees between the stump and the saw log top.

Saw log top

The point on the central stem of sawtimber trees above which a saw log cannot be produced. The minimum saw log top is 7.0 inches diameter outside bark for softwoods and 9.0 inches diameter outside bark for hardwoods.

Sawtimber removals

As used in table 15, sawtimber removals refers to the net volume in the merchantable central stem of sawtimber trees harvested for industrial roundwood products. (Note: Includes the saw log and upper stem portions of sawtimber trees.) When referring to the sawtimber volume removed from the timberland inventory as in table 17 and 17a, sawtimber removals refers to the net volume in the saw log portion of sawtimber trees harvested for roundwood products or left on the ground as harvest residue, and is usually expressed in thousands of board feet (International 1/4-inch rule).

Sawtimber tree

A growing-stock tree containing at least a 12-foot saw log or two noncontiguous saw logs 8 feet or longer, and meeting regional specifications for freedom from defect. Softwoods must be at least 9.0 inches d.b.h. and hardwoods must be at least 11.0 inches d.b.h.

Sawtimber volume

Net volume in the saw log portion of sawtimber trees.

Softwoods

Coniferous trees, usually evergreen, having needles or scale-like leaves.

Timber product output

The volume of roundwood products produced from an area's forests.

Timberland

Forest land that is producing, or is capable of producing, in excess of 20 cubic feet per acre per year of industrial roundwood products under natural conditions, is not withdrawn from timber utilization by statute or administrative regulation, and is not associated with urban or rural development.

Tree

A woody plant usually having one or more perennial stems, a more or less definitely formed crown of foliage, and a height of at least 12 feet at maturity.

Upper stem portion

That portion of the central stem of sawtimber trees between the saw log top and the minimum top diameter of 4.0 inches outside bark, or to the point where the central stem breaks into limbs.

**COMMON AND SCIENTIFIC NAMES OF
TREE SPECIES MENTIONED IN THIS REPORT**

SOFTWOODS

Eastern redcedar	<i>Juniperus virginiana</i>
Jack pine	<i>Pinus banksiana</i>
Shortleaf pine	<i>Pinus echinata</i>
Red pine	<i>Pinus resinosa</i>
Eastern white pine	<i>Pinus strobus</i>
Virginia pine	<i>Pinus virginiana</i>

HARDWOODS

Hard maple

Black maple	<i>Acer nigrum</i>
Sugar maple	<i>Acer saccharum</i>

Soft maple

Boxelder	<i>Acer negundo</i>
Red maple	<i>Acer rubrum</i>
Silver maple	<i>Acer saccharinum</i>

Birch

Yellow birch	<i>Betula alleghaniensis</i>
River birch	<i>Betula nigra</i>
Paper birch	<i>Betula papyrifera</i>

Hickory

Water hickory	<i>Carya aquatica</i>
Bitternut hickory	<i>Carya cordiformis</i>
Pignut hickory	<i>Carya glabra</i>
Shellbark hickory	<i>Carya laciniosa</i>
Shagbark hickory	<i>Carya ovata</i>
Mockernut hickory	<i>Carya tomentosa</i>

Pecan *Carya illinoensis*

Northern catalpa *Catalpa speciosa*

Hackberry *Celtis occidentalis*

Common persimmon *Diospyros virginiana*

American beech *Fagus grandifolia*

Ash

White ash	<i>Fraxinus americana</i>
Black ash	<i>Fraxinus nigra</i>
Green ash	<i>Fraxinus pennsylvanica</i>
Blue ash	<i>Fraxinus quadrangulata</i>

Honeylocust *Gleditsia triacanthos*

Kentucky coffeetree *Gymnocladus dioicus*

Butternut *Juglans cinerea*

Black walnut	<i>Juglans nigra</i>
Sweetgum	<i>Liquidambar styraciflua</i>
Yellow-poplar	<i>Liriodendron tulipifera</i>
Water tupelo	<i>Nyssa aquatica</i>
Black tupelo	<i>Nyssa sylvatica</i> var. <i>sylvatica</i>
Swamp tupelo (blackgum)	<i>Nyssa sylvatica</i> var. <i>biflora</i>
Sycamore	<i>Platanus occidentalis</i>
Eastern cottonwood	<i>Populus deltoides</i>
Aspen	
Bigtooth aspen	<i>Populus grandidentata</i>
Quaking aspen	<i>Populus tremuloides</i>
Black cherry	<i>Prunus serotina</i>
Red oak group	
Scarlet oak	<i>Quercus coccinea</i>
Northern pin oak	<i>Quercus ellipsoidalis</i>
Southern red oak	<i>Quercus falcata</i>
Cherrybark oak	<i>Quercus falcata</i> var. <i>pagodifolia</i>
Shingle oak	<i>Quercus imbricaria</i>
Blackjack oak	<i>Quercus marilandica</i>
Pin oak	<i>Quercus palustri</i>
Northern red oak	<i>Quercus rubra</i>
Shumard oak	<i>Quercus shumardii</i> var. <i>shumardii</i>
Black oak	<i>Quercus velutina</i>
White oak group	
White oak	<i>Quercus alba</i>
Swamp white oak	<i>Quercus bicolor</i>
Overcup oak	<i>Quercus lyrata</i>
Bur oak	<i>Quercus macrocarpa</i>
Swamp chestnut oak	<i>Quercus michauxii</i>
Chinkapin oak	<i>Quercus muehlenbergii</i>
Chestnut oak	<i>Quercus prinus</i>
Post oak	<i>Quercus stellata</i>
Black locust	<i>Robinia pseudoacacia</i>
Black willow	<i>Salix nigra</i>
Sassafras	<i>Sassafras albidum</i>
American basswood	<i>Tilia americana</i>
Elm	
Winged elm	<i>Ulmus alata</i>
American elm	<i>Ulmus americana</i>
Siberian elm	<i>Ulmus pumila</i>
Slippery elm	<i>Ulmus rubra</i>
Rock elm	<i>Ulmus thomasii</i>

TABLE TITLES

Table 1.—Number of active primary wood-using mills by mill type, Indiana, 1961, 1966, 1971, 1980, 1984, 1990, 1995, and 2000

Table 2.—Industrial roundwood receipts by mill type, survey year, and softwoods and hardwoods, Indiana, 1966, 1980, 1984, 1990, 1995, and 2000

Table 3.—Industrial roundwood receipts by species group and State of origin, Indiana, 2000

Table 4.—Industrial roundwood production by Forest Survey Unit, species group, and product, Indiana, 2000

Table 5.—Industrial roundwood production by Forest Survey Unit, species group, and destination, Indiana, 2000

Table 6.—Industrial roundwood production by Forest Survey Unit, county, and species group, Indiana, 2000

Table 7.—Saw log receipts (International 1/4-inch rule) by Forest Survey Unit, species group, and State of origin, Indiana, 2000

Table 7a.—Saw log receipts (Doyle rule) by Forest Survey Unit, species group, and State of origin, Indiana, 2000

Table 8.—Saw log receipts and production (International 1/4-inch rule) by species group, Indiana, 1995 and 2000

Table 8a.—Saw log receipts and production (Doyle rule) by species group, Indiana, 1995 and 2000

Table 9.—Saw log production (International 1/4-inch rule) by Forest Survey Unit, species group, and destination, Indiana, 2000

Table 9a.—Saw log production (Doyle rule) by Forest Survey Unit, species group, and destination, Indiana, 2000

Table 10.—Saw log production (International 1/4-inch rule) by Forest Survey Unit, county, and species group, Indiana, 2000

Table 10a.—Saw log production (Doyle rule) by Forest Survey Unit, county, and species group, Indiana, 2000

Table 11.—Veneer log and bolt receipts (International 1/4-inch rule) by species group and State of origin, Indiana, 2000

Table 11a.—Veneer log and bolt receipts (Doyle rule) by species group and State of origin, Indiana, 2000

Table 12.—Veneer log and bolt production (International 1/4-inch rule) by species group, Indiana, 1966, 1976, 1984, 1990, 1995, and 2000

Table 12a.—Veneer log and bolt production (Doyle rule) by species group, Indiana, 1966, 1976, 1984, 1990, 1995, and 2000

Table 13.—Veneer log and bolt production (International 1/4-inch rule) by Forest Survey Unit, species group, and destination, Indiana, 2000

Table 13a.—Veneer log and bolt production (Doyle rule) by Forest Survey Unit, species group, and destination, Indiana, 2000

Table 14.—Pulpwood production by wood material type and species group, Indiana, 1966, 1976, 1984, 1990, 1995, and 2000

Table 15.—Wood material harvested for industrial roundwood by Forest Survey Unit, species group, and source of material, Indiana, 2000

Table 16.—Growing-stock removals from timberland for industrial roundwood by Forest Survey Unit, county, and species group, Indiana, 2000

Table 17.—Sawtimber removals (International 1/4-inch rule) from timberland for industrial roundwood by Forest Survey Unit, county, and species group, Indiana, 2000

Table 17a.—Sawtimber removals (Doyle rule) from timberland for industrial roundwood by Forest Survey Unit, county, and species group, Indiana, 2000

Table 18.—Harvest residue generated by industrial roundwood harvesting by Forest Survey Unit, county, and species group, Indiana, 2000

Table 19.—Disposition of residues produced at primary wood-using mills by Forest Survey Unit, disposition, residue type, and softwoods and hardwoods, Indiana, 2000



TABLES

Table 1.--Number of active primary wood-using mills, Indiana,
1961, 1966, 1971, 1980, 1984, 1990, 1995, and 2000

Kind of mill	1961	1966	1971	1980 ¹	1984	1990 ¹	1995	2000
Sawmills								
Large ²	NA	86	77	99	112	124	103	123
Medium ³	NA	55	52	59	47	24	20	41
Small ⁴	NA	339	256	176	117	95	66	20
Total	400	480	385	334	276	243	189	184
Veneer mills	19	21	18	16	16	16	12	12
Pulp and particleboard mills	3	3	3	3	3	3	3	1
Handle plants	7	4	NA	7	6	4	1	4
Other mills ⁵	15	11	NA	9	7	5	4	5
All mills	444	519	406	369	308	271	209	206

NA Data not available.

¹ Number of active sawmills estimated in 1980 and 1990.

² Annual lumber production in excess of 1 million board feet.

³ Annual lumber production from 1/2 million to 1 million board feet.

⁴ Annual lumber production less than 1/2 million board feet.

⁵ Includes mills producing cabin logs, cooperage, excelsior, etc.

Table 2.--Industrial roundwood receipts by mill type, survey year, and softwoods and hardwoods, Indiana, 1966, 1980, 1984, 1990, 1995, and 2000

(In million cubic feet)

Mill type	1966	1980	1984	1990	1995	2000
All species						
Saw logs	32.8	60.2	58.9	72.6	67.3	79.5
Veneer logs	2.2	1.5	1.9	2.3	5.9	5.0
Other products ¹	10.4	6.2	4.8	5.2	2.4	4.5
Total	45.4	67.8	65.6	80.1	75.6	89.1
Softwoods						
Saw logs	0.2	0.1	0.2	*	0.2	0.7
Veneer logs	--	--	*	*	*	*
Other products ¹	0.1	0.1	--	0.1	*	0.1
Total	0.3	0.2	0.2	0.1	0.2	0.8
Hardwoods						
Saw logs	32.6	60.1	58.7	72.6	67.1	78.9
Veneer logs	2.2	1.5	1.9	2.3	5.8	5.0
Other products ¹	10.3	6.0	4.8	5.1	2.4	4.4
Total	45.1	67.6	65.4	80.0	75.3	88.4

* Less than 50 thousand cubic feet.

¹ Includes pulp mills, handle plants, cabin log mills, etc. Products that had less than three mills are combined to prevent disclosure of an individual mill's receipts.

Table may not sum due to rounding.

Table 3.--Industrial roundwood receipts by species group and State of origin, Indiana, 2000

(In thousand cubic feet)

Species group	Total	State of origin									
		Illinois	Indiana	Iowa	Kentucky	Michigan	Missouri	Ohio	Wisconsin	Other U.S. ¹	Canada
Softwoods											
Eastern redcedar	433	--	385	--	48	--	--	*	--	--	--
Jack pine	1	--	1	--	--	--	--	--	--	--	--
Shortleaf pine	66	--	62	--	--	--	--	--	--	4	--
Red pine	36	--	35	--	--	1	--	--	--	--	1
White pine	178	--	167	--	3	6	--	--	--	--	3
Virginia pine	55	--	48	--	--	--	--	--	--	7	--
Total	768	--	697	--	50	6	--	*	--	11	4
Hardwoods											
Soft maple	4,340	238	3,501	1	59	485	*	52	1	4	--
Hard maple	6,978	92	5,747	34	243	560	10	96	13	167	17
Paper birch	13	--	*	--	*	6	--	*	6	1	--
River birch	33	--	29	--	--	4	--	--	--	--	--
Hickory	5,473	552	4,464	2	84	290	3	51	--	27	--
Pecan	62	3	50	--	4	--	2	--	--	3	--
Hackberry	272	18	235	--	--	13	--	6	--	--	--
Persimmon	*	--	*	--	*	--	--	--	--	--	--
Beech	1,833	52	1,654	--	20	90	--	12	5	*	--
Ash	6,210	211	5,287	7	234	383	5	71	4	10	--
Black walnut	2,578	62	1,897	53	153	160	15	60	12	150	18
Sweetgum	996	73	903	--	20	--	--	--	--	--	--
Yellow-poplar	14,262	409	13,405	--	249	154	3	30	--	13	--
Tupelo	13	2	12	--	--	--	--	--	--	--	--
Sycamore	2,002	135	1,793	--	33	25	--	16	--	--	--
Cottonwood	1,394	66	1,221	--	11	79	--	17	--	--	--
Aspen	7	1	6	--	--	--	--	--	--	--	--
Black cherry	3,745	40	2,145	50	161	426	16	80	25	777	26
Red oak group	23,528	937	20,405	34	882	880	19	180	11	171	9
White oak group	13,563	577	11,169	103	741	499	54	193	13	200	13
Black locust	3	--	1	--	--	2	--	--	--	--	--
Sassafras	104	2	90	--	3	8	--	*	--	--	--
Basswood	618	8	449	--	--	150	--	10	1	--	--
Elm	320	3	253	1	4	49	*	6	--	4	--
Kentucky coffeetree	11	--	6	--	--	5	--	*	--	--	--
Total	88,359	3,482	74,720	285	2,899	4,266	127	880	90	1,526	83
All species	89,127	3,482	75,417	285	2,949	4,272	127	880	90	1,537	87

* Less than 500 cubic feet.

¹ States included: Georgia, Maryland, Mississippi, New York, Pennsylvania, Tennessee, Vermont, and West Virginia.

Table may not sum due to rounding.

Table 4.--Industrial roundwood production by Forest Survey Unit, species group, and product, Indiana, 2000

Species group	ALL UNITS															
	Product															
	Saw logs			Veneer logs			Pulpwood		Cooperage			Handles			Other products ⁵	All products
	MBF ¹	Doyle MBF ²	MCF ³	MBF ¹	Doyle MBF ²	MCF ³	Cords ⁴	MCF ³	MBF ¹	Doyle MBF ²	MCF ³	MBF ¹	Doyle MBF ²	MCF ³	MCF ³	MCF ³
Softwoods																
Eastern redcedar	1,804	1,307	385	--	--	--	--	--	--	--	--	--	--	--	5	390
Jack pine	5	4	1	--	--	--	--	--	--	--	--	--	--	--	--	1
Shortleaf pine	357	259	62	--	--	--	214	17	--	--	--	--	--	--	--	79
Red pine	138	100	24	--	--	--	--	--	--	--	--	--	--	--	11	35
Eastern white pine	610	442	106	--	--	--	--	--	--	--	--	--	--	--	61	167
Virginia pine	276	200	48	--	--	--	3,739	295	--	--	--	--	--	--	--	343
Total	3,190	2,312	626	--	--	--	3,953	312	--	--	--	--	--	--	76	1,015
Hardwoods																
Soft maple	20,056	14,533	3,415	477	418	65	2,059	163	--	--	--	--	--	--	--	3,643
Hard maple	33,702	24,422	5,739	3,025	2,654	414	2,956	234	--	--	--	218	158	35	--	6,422
Paper birch	--	--	--	2	2	*	--	--	--	--	--	--	--	--	--	*
River birch	175	127	29	--	--	--	--	--	--	--	--	--	--	--	--	29
Hickory	27,240	19,739	4,476	189	166	26	4,397	347	--	--	--	--	--	--	2	4,850
Pecan	276	200	45	26	23	4	--	--	--	--	--	--	--	--	2	51
Hackberry	1,429	1,035	235	--	--	--	--	--	--	--	--	--	--	--	--	235
Persimmon	6	4	1	--	--	--	--	--	--	--	--	--	--	--	--	1
Beech	9,554	6,923	1,570	32	28	4	1,489	118	--	--	--	--	--	--	--	1,692
Ash	25,606	18,555	4,207	120	106	16	2,994	237	--	--	--	7,280	5,276	1,179	--	5,639
Black walnut	14,027	10,164	2,147	1,165	1,022	164	--	--	--	--	--	--	--	--	--	2,312
Sweetgum	4,949	3,587	813	438	384	60	644	51	--	--	--	--	--	--	3	927
Yellow-poplar	79,272	57,444	13,024	642	563	88	8,731	690	--	--	--	--	--	--	65	13,867
Blackgum	38	28	6	--	--	--	67	5	--	--	--	--	--	--	--	12
Sycamore	10,275	7,446	1,688	752	660	103	976	77	--	--	--	--	--	--	3	1,871
Cottonwood	7,534	5,459	1,169	34	30	5	668	53	--	--	--	--	--	--	3	1,230
Aspen	36	26	6	--	--	--	--	--	--	--	--	--	--	--	--	6
Black cherry	12,674	9,184	2,082	776	680	106	--	--	--	--	--	--	--	--	--	2,188
Red oak group	121,157	87,794	20,500	3,451	3,027	472	7,758	613	--	--	--	--	--	--	18	21,603
White oak group	63,337	45,896	10,717	4,249	3,727	581	7,891	623	4,160	3,649	686	--	--	--	9	12,617
Black locust	5	3	1	--	--	--	--	--	--	--	--	--	--	--	--	1
Sassafras	549	398	90	--	--	--	--	--	--	--	--	--	--	--	--	90
Basswood	2,717	1,969	446	--	--	--	341	27	--	--	--	--	--	--	--	473
Elm	1,852	1,342	304	35	31	5	27	2	--	--	--	--	--	--	--	311
Kentucky coffeetree	34	25	6	--	--	--	--	--	--	--	--	--	--	--	--	6
Total	436,498	316,303	72,718	15,413	13,520	2,113	40,999	3,239	4,160	3,649	686	7,498	5,434	1,215	104	80,074
All species	439,688	318,615	73,343	15,413	13,520	2,113	44,952	3,551	4,160	3,649	686	7,498	5,434	1,215	180	81,089

(Table 4 continued on next page)

(Table 4 continued)

Species group	KNOBS UNIT															
	Product															
	Saw logs			Veneer logs			Pulpwood		Cooperage			Handles			Other products ⁵	All products
	MBF ¹	Doyle MBF ²	MCF ³	MBF ¹	Doyle MBF ²	MCF ³	Cords ⁴	MCF ³	MBF ¹	Doyle MBF ²	MCF ³	MBF ¹	Doyle MBF ²	MCF ³	MCF ³	MCF ³
Softwoods																
Eastern redcedar	1,456	1,055	311	-	-	-	-	-	-	-	-	-	-	-	5	316
Jack pine	2	2	*	-	-	-	-	-	-	-	-	-	-	-	-	*
Shortleaf pine	327	237	57	-	-	-	214	17	-	-	-	-	-	-	-	74
Red pine	70	51	12	-	-	-	-	-	-	-	-	-	-	-	-	12
Eastern white pine	346	251	60	-	-	-	-	-	-	-	-	-	-	-	-	60
Virginia pine	229	166	40	-	-	-	3,739	295	-	-	-	-	-	-	-	335
Total	2,429	1,760	480	-	-	-	3,953	312	-	-	-	-	-	-	5	798
Hardwoods																
Soft maple	6,673	4,836	1,136	148	130	20	1,360	107	-	-	-	-	-	-	-	1,264
Hard maple	17,297	12,534	2,946	1,964	1,723	269	2,117	167	-	-	-	177	128	29	-	3,410
Paper birch	-	-	-	2	1	*	-	-	-	-	-	-	-	-	-	*
River birch	110	79	18	-	-	-	-	-	-	-	-	-	-	-	-	18
Hickory	12,478	9,042	2,050	142	125	19	2,882	228	-	-	-	-	-	-	-	2,297
Pecan	110	80	18	24	21	3	-	-	-	-	-	-	-	-	-	21
Hackberry	261	189	43	-	-	-	-	-	-	-	-	-	-	-	-	43
Persimmon	3	2	*	-	-	-	-	-	-	-	-	-	-	-	-	*
Beech	4,326	3,135	711	32	28	4	629	50	-	-	-	-	-	-	-	765
Ash	10,667	7,730	1,753	91	80	12	1,666	132	-	-	-	3,335	2,416	540	-	2,437
Black walnut	4,782	3,465	732	647	568	91	-	-	-	-	-	-	-	-	-	823
Sweetgum	2,642	1,915	434	124	109	17	369	29	-	-	-	-	-	-	-	480
Yellow-poplar	39,350	28,515	6,465	277	243	38	3,565	282	-	-	-	-	-	-	49	6,834
Blackgum	6	5	1	-	-	-	14	1	-	-	-	-	-	-	-	2
Sycamore	4,074	2,952	669	214	188	29	834	66	-	-	-	-	-	-	-	764
Cottonwood	2,013	1,459	312	-	-	-	163	13	-	-	-	-	-	-	-	325
Aspen	6	5	1	-	-	-	-	-	-	-	-	-	-	-	-	1
Black cherry	4,649	3,369	764	485	425	66	-	-	-	-	-	-	-	-	-	830
Red oak group	57,462	41,639	9,723	1,586	1,391	217	3,809	301	-	-	-	-	-	-	8	10,248
White oak group	26,964	19,539	4,562	2,992	2,624	409	5,168	408	3,421	3,001	564	-	-	-	4	5,948
Sassafras	261	189	43	-	-	-	-	-	-	-	-	-	-	-	-	43
Basswood	406	294	67	-	-	-	99	8	-	-	-	-	-	-	-	75
Elm	465	337	76	14	12	2	27	2	-	-	-	-	-	-	-	80
Total	195,007	141,310	32,525	8,743	7,669	1,199	22,700	1,793	3,421	3,001	564	3,511	2,544	569	61	36,711
All species	197,437	143,070	33,005	8,743	7,669	1,199	26,654	2,106	3,421	3,001	564	3,511	2,544	569	66	37,509

(Table 4 continued on next page)

(Table 4 continued)

LOWER WABASH UNIT

Species group	Product															
	Saw logs			Veneer logs			Pulpwood		Cooperage			Handles			Other products ⁵	All products
	MBF ¹	Doyle MBF ²	MCF ³	MBF ¹	Doyle MBF ²	MCF ³	Cords ⁴	MCF ³	MBF ¹	Doyle MBF ²	MCF ³	MBF ¹	Doyle MBF ²	MCF ³	MCF ³	MCF ³
Softwoods																
Eastern redcedar	35	25	7	--	--	--	--	--	--	--	--	--	--	--	--	7
Jack pine	3	2	1	--	--	--	--	--	--	--	--	--	--	--	--	1
Shortleaf pine	3	2	1	--	--	--	--	--	--	--	--	--	--	--	--	1
Red pine	64	47	11	--	--	--	--	--	--	--	--	--	--	--	--	11
Eastern white pine	76	55	13	--	--	--	--	--	--	--	--	--	--	--	--	13
Total	181	131	33	--	--	--	--	--	--	--	--	--	--	--	--	33
Hardwoods																
Soft maple	5,761	4,175	981	328	288	45	681	54	--	--	--	--	--	--	--	1,080
Hard maple	6,566	4,758	1,118	114	100	16	819	65	--	--	--	--	--	--	--	1,198
River birch	51	37	8	--	--	--	--	--	--	--	--	--	--	--	--	8
Hickory	9,542	6,914	1,568	30	26	4	1,477	117	--	--	--	--	--	--	2	1,690
Pecan	166	120	27	1	1	*	--	--	--	--	--	--	--	--	2	29
Hackberry	519	376	85	--	--	--	--	--	--	--	--	--	--	--	--	85
Persimmon	3	2	*	--	--	--	--	--	--	--	--	--	--	--	--	*
Beech	2,751	1,993	452	--	--	--	839	66	--	--	--	--	--	--	--	518
Ash	6,599	4,782	1,084	3	3	*	1,295	102	--	--	--	745	540	121	--	1,308
Black walnut	3,025	2,192	463	104	92	15	--	--	--	--	--	--	--	--	--	478
Sweetgum	1,623	1,176	267	314	275	43	268	21	--	--	--	--	--	--	3	333
Yellow-poplar	24,983	18,104	4,105	357	313	49	5,036	398	--	--	--	--	--	--	--	4,551
Blackgum	32	23	5	--	--	--	51	4	--	--	--	--	--	--	--	9
Sycamore	3,730	2,703	613	538	472	74	139	11	--	--	--	--	--	--	3	700
Cottonwood	1,839	1,333	285	--	--	--	492	39	--	--	--	--	--	--	3	327
Aspen	29	21	5	--	--	--	--	--	--	--	--	--	--	--	--	5
Black cherry	1,970	1,428	324	28	24	4	--	--	--	--	--	--	--	--	--	327
Red oak group	33,488	24,267	5,666	538	472	74	3,850	304	--	--	--	--	--	--	7	6,051
White oak group	16,106	11,671	2,725	303	266	41	2,655	210	92	81	15	--	--	--	4	2,996
Sassafras	193	140	32	--	--	--	--	--	--	--	--	--	--	--	--	32
Basswood	321	233	53	--	--	--	236	19	--	--	--	--	--	--	--	72
Elm	835	605	137	14	12	2	--	--	--	--	--	--	--	--	--	139
Total	120,133	87,053	20,004	2,672	2,344	366	17,837	1,409	92	81	15	745	540	121	22	21,937
All species	120,313	87,184	20,037	2,672	2,344	366	17,837	1,409	92	81	15	745	540	121	22	21,970

(Table 4 continued on next page)

(Table 4 continued)

NORTHERN UNIT																
Species group	Product															
	Saw logs			Veneer logs			Pulpwood		Cooperage			Handles			Other products ⁵	All products
	MBF ¹	Doyle MBF ²	MCF ³	MBF ¹	Doyle MBF ²	MCF ³	Cords ⁴	MCF ³	MBF ¹	Doyle MBF ²	MCF ³	MBF ¹	Doyle MBF ²	MCF ³	MCF ³	MCF ³
Softwoods																
Eastern redcedar	250	181	53	-	-	-	-	-	-	-	-	-	-	-	-	53
Red pine	1	1	*	-	-	-	-	-	-	-	-	-	-	-	11	11
Eastern white pine	62	45	11	-	-	-	-	-	-	-	-	-	-	-	61	71
Total	313	227	64	-	-	-	-	-	-	-	-	-	-	-	71	136
Hardwoods																
Soft maple	6,748	4,890	1,149	-	-	-	18	1	-	-	-	-	-	-	-	1,151
Hard maple	7,716	5,591	1,314	900	790	123	21	2	-	-	-	3	2	*	-	1,439
Paper birch	-	-	-	*	*	*	-	-	-	-	-	-	-	-	-	*
River birch	5	4	1	-	-	-	-	-	-	-	-	-	-	-	-	1
Hickory	4,101	2,971	674	14	12	2	38	3	-	-	-	-	-	-	-	679
Pecan	-	-	-	1	1	*	-	-	-	-	-	-	-	-	-	*
Hackberry	640	464	105	-	-	-	-	-	-	-	-	-	-	-	-	105
Beech	1,547	1,121	254	-	-	-	22	2	-	-	-	-	-	-	-	256
Ash	5,526	4,005	908	10	9	1	33	3	-	-	-	1,046	758	170	-	1,082
Black walnut	5,681	4,117	870	293	257	41	-	-	-	-	-	-	-	-	-	911
Sweetgum	94	68	16	-	-	-	7	1	-	-	-	-	-	-	-	16
Yellow-poplar	7,071	5,124	1,162	4	4	1	130	10	-	-	-	-	-	-	16	1,189
Blackgum	-	-	-	-	-	-	2	*	-	-	-	-	-	-	-	*
Sycamore	1,752	1,269	288	-	-	-	4	*	-	-	-	-	-	-	-	288
Cottonwood	3,519	2,550	546	34	30	5	13	1	-	-	-	-	-	-	-	552
Black cherry	5,400	3,913	887	228	200	31	-	-	-	-	-	-	-	-	-	918
Red oak group	20,438	14,810	3,458	959	842	132	101	8	-	-	-	-	-	-	3	3,601
White oak group	14,546	10,841	2,461	637	558	87	69	5	-	-	-	-	-	-	1	2,555
Black locust	5	3	1	-	-	-	-	-	-	-	-	-	-	-	-	1
Sassafras	80	58	13	-	-	-	-	-	-	-	-	-	-	-	-	13
Basswood	1,905	1,381	313	-	-	-	6	*	-	-	-	-	-	-	-	314
Elm	509	369	84	5	5	1	-	-	-	-	-	-	-	-	-	84
Kentucky coffeetree	34	25	6	-	-	-	-	-	-	-	-	-	-	-	-	6
Total	87,318	63,274	14,509	3,086	2,707	423	462	37	-	-	-	1,049	760	170	20	15,159
All species	87,631	63,501	14,573	3,086	2,707	423	462	37	-	-	-	1,049	760	170	92	15,295

(Table 4 continued on next page)

(Table 4 continued)

UPLAND FLATS UNIT
Product

Species group	Saw logs			Veneer logs			Pulpwood		Cooperage			Handles			Other products ⁵	All products
	MBF ¹	Doyle MBF ²	MCF ³	MBF ¹	Doyle MBF ²	MCF ³	Cords ⁴	MCF ³	MBF ¹	Doyle MBF ²	MCF ³	MBF ¹	Doyle MBF ²	MCF ³	MCF ³	MCF ³
Softwoods																
Eastern redcedar	63	46	14	-	-	-	-	-	-	-	-	-	-	-	-	14
Shortleaf pine	28	20	5	-	-	-	-	-	-	-	-	-	-	-	-	5
Red pine	3	3	1	-	-	-	-	-	-	-	-	-	-	-	-	1
Eastern white pine	126	91	22	-	-	-	-	-	-	-	-	-	-	-	-	22
Virginia pine	47	34	8	-	-	-	-	-	-	-	-	-	-	-	-	8
Total	267	194	49	-	-	-	-	-	-	-	-	-	-	-	-	49
Hardwoods																
Soft maple	873	632	149	-	-	-	-	-	-	-	-	-	-	-	-	149
Hard maple	2,123	1,538	362	47	41	6	-	-	-	-	-	39	28	6	-	374
River birch	9	7	1	-	-	-	-	-	-	-	-	-	-	-	-	1
Hickory	1,120	812	184	3	3	*	-	-	-	-	-	-	-	-	-	184
Hackberry	9	7	1	-	-	-	-	-	-	-	-	-	-	-	-	1
Beech	930	674	153	-	-	-	-	-	-	-	-	-	-	-	-	153
Ash	2,813	2,039	462	16	14	2	-	-	-	-	-	2,154	1,561	349	-	813
Black walnut	539	390	82	120	105	17	-	-	-	-	-	-	-	-	-	99
Sweetgum	589	427	97	-	-	-	-	-	-	-	-	-	-	-	-	97
Yellow-poplar	7,867	5,701	1,293	3	3	*	-	-	-	-	-	-	-	-	-	1,293
Sycamore	719	521	118	-	-	-	-	-	-	-	-	-	-	-	-	118
Cottonwood	163	118	25	-	-	-	-	-	-	-	-	-	-	-	-	25
Black cherry	654	474	107	35	31	5	-	-	-	-	-	-	-	-	-	112
Red oak group	9768	7,078	1653	367	323	51	-	-	-	-	-	-	-	-	-	1,703
White oak group	5722	4,146	968	317	279	44	-	-	646	567	106	-	-	-	-	1,118
Sassafras	15	11	2	-	-	-	-	-	-	-	-	-	-	-	-	2
Basswood	84	61	14	-	-	-	-	-	-	-	-	-	-	-	-	14
Elm	43	31	7	2	2	*	-	-	-	-	-	-	-	-	-	7
Total	34,040	24,667	5,679	912	800	125	-	-	646	567	106	2,193	1,589	355	-	6,266
All species	34,308	24,861	5,728	912	800	125	-	-	646	567	106	2,193	1,589	355	-	6,315

* Less than 1/2 unit of measure.

¹ Thousand board feet, International 1/4-inch rule.² Thousand board feet, Doyle log rule.³ Thousand cubic feet.⁴ Standard cords are 128 cubic feet, consisting of 79 cubic feet of wood and 49 cubic feet of bark and air space.⁵ Other products include cabin logs, excelsior, and mine timbers.

Table may not sum due to rounding.

Table 5.--Industrial roundwood production by Forest Survey Unit, species group, and destination, Indiana, 2000

(In thousand cubic feet)

Species group	Total	Destination										Other countries
		Illinois	Indiana	Iowa	Michigan	Missouri	Wisconsin	Kentucky	Ohio	Tennessee	Canada	
Softwoods												
Eastern redcedar	390	--	385	--	--	--	--	5	--	--	--	--
Jack pine	1	--	1	--	--	--	--	--	--	--	--	--
Shortleaf pine	79	--	62	--	--	--	--	--	17	--	--	--
Red pine	35	--	35	--	--	--	--	--	--	--	--	--
White pine	167	--	167	--	--	--	--	--	--	--	--	--
Virginia pine	343	--	48	--	--	--	--	--	295	--	--	--
Total	1,015	--	697	--	--	--	--	5	312	--	--	--
Hardwoods												
Soft maple	3,643	--	3,501	--	14	--	14	91	16	*	--	7
Hard maple	6,422	--	5,747	--	87	--	172	230	65	16	1	105
Paper birch	*	--	*	--	--	--	--	--	--	--	--	--
River birch	29	--	29	--	--	--	--	--	--	--	--	--
Hickory	4,850	--	4,464	--	2	--	4	368	9	2	--	--
Pecan	51	--	50	--	--	--	--	--	--	--	*	--
Hackberry	235	--	235	--	--	--	--	--	--	--	--	--
Persimmon	1	--	*	--	--	--	--	1	--	--	--	--
Beech	1,692	--	1,654	--	--	--	--	32	5	*	--	--
Ash	5,639	--	5,287	--	16	--	--	206	96	3	*	32
Black walnut	2,312	--	1,897	--	1	2	--	140	206	11	29	26
Sweetgum	927	--	903	--	--	--	--	23	--	--	--	--
Yellow-poplar	13,867	--	13,405	4	--	--	--	391	16	1	--	50
Tupelo	12	--	12	--	--	--	--	--	--	--	--	--
Sycamore	1,871	--	1,793	--	--	--	--	63	14	*	--	--
Cottonwood	1,229	--	1,221	--	5	--	--	--	4	--	--	--
Aspen	6	--	6	--	--	--	--	--	--	--	--	--
Black cherry	2,188	--	2,145	--	19	--	--	1	4	11	*	8
Red oak group	21,602	--	20,405	--	60	3	16	676	279	13	48	103
White oak group	12,617	8	11,169	--	21	302	--	736	230	65	29	58
Black locust	1	--	1	--	--	--	--	--	--	--	--	--
Sassafras	90	--	90	--	--	--	--	--	--	--	--	--
Basswood	473	--	449	--	2	--	--	--	22	--	--	--
Elm	311	--	253	--	--	--	--	48	5	--	5	--
Kentucky coffeetree	6	--	6	--	--	--	--	--	--	--	--	--
Total	80,074	8	74,720	4	227	307	205	3,007	970	123	112	389
All species	81,089	8	75,417	4	227	307	205	3,013	1,283	123	112	389

(Table 5 continued on next page)

(Table 5 continued)

KNOBS UNIT

Species group	Total	Destination										
		Illinois	Indiana	Iowa	Michigan	Missouri	Wisconsin	Kentucky	Ohio	Tennessee	Canada	Other countries
Softwoods												
Eastern redcedar	316	--	311	--	--	--	--	5	--	--	--	--
Jack pine	*	--	*	--	--	--	--	--	--	--	--	--
Shortleaf pine	74	--	57	--	--	--	--	--	17	--	--	--
Red pine	12	--	12	--	--	--	--	--	--	--	--	--
White pine	60	--	60	--	--	--	--	--	--	--	--	--
Virginia pine	335	--	40	--	--	--	--	--	295	--	--	--
Total	798	--	480	--	--	--	--	5	312	--	--	--
Hardwoods												
Soft maple	1,264	--	1,159	--	--	--	6	91	2	--	--	7
Hard maple	3,410	--	2,923	--	--	--	156	209	2	14	1	105
Paper birch	*	--	*	--	--	--	--	--	--	--	--	--
River birch	18	--	18	--	--	--	--	--	--	--	--	--
Hickory	2,297	--	1,998	--	--	--	2	296	--	*	--	--
Pecan	21	--	21	--	--	--	--	--	--	--	--	--
Hackberry	43	--	43	--	--	--	--	--	--	--	--	--
Persimmon	*	--	*	--	--	--	--	*	--	--	--	--
Beech	765	--	733	--	--	--	--	32	--	--	--	--
Ash	2,437	--	2,268	--	--	--	--	133	2	1	*	32
Black walnut	823	--	722	--	--	1	--	54	--	7	19	20
Sweetgum	480	--	457	--	--	--	--	23	--	--	--	--
Yellow-poplar	6,834	--	6,506	2	--	--	--	275	--	--	--	50
Tupelo	2	--	2	--	--	--	--	--	--	--	--	--
Sycamore	764	--	702	--	--	--	--	63	--	--	--	--
Cottonwood	325	--	323	--	--	--	--	--	2	--	--	--
Aspen	1	--	1	--	--	--	--	--	--	--	--	--
Black cherry	830	--	812	--	--	--	--	1	--	8	*	8
Red oak group	10,249	--	9,601	--	--	3	14	473	--	10	46	101
White oak group	5,948	--	4,983	--	--	243	--	579	--	62	27	54
Sassafras	43	--	43	--	--	--	--	--	--	--	--	--
Basswood	75	--	72	--	--	--	--	--	3	--	--	--
Elm	80	--	54	--	--	--	--	23	2	--	2	--
Total	36,711	--	33,442	2	--	247	178	2,252	13	104	95	377
All species	37,509	--	33,922	2	--	247	178	2,258	326	104	95	377

(Table 5 continued on next page)

(Table 5 continued)

LOWER WABASH UNIT

Species group	Total	Destination										Other countries
		Illinois	Indiana	Iowa	Michigan	Missouri	Wisconsin	Kentucky	Ohio	Tennessee	Canada	
Softwoods												
Eastern redcedar	7	--	7	--	--	--	--	--	--	--	--	--
Jack pine	1	--	1	--	--	--	--	--	--	--	--	--
Shortleaf pine	1	--	1	--	--	--	--	--	--	--	--	--
Red pine	11	--	11	--	--	--	--	--	--	--	--	--
White pine	13	--	13	--	--	--	--	--	--	--	--	--
Total	33	--	33	--	--	--	--	--	--	--	--	--
Hardwoods												
Soft maple	1,080	--	1,071	--	--	--	8	--	--	*	--	--
Hard maple	1,198	--	1,176	--	--	--	--	22	--	*	--	--
River birch	8	--	8	--	--	--	--	--	--	--	--	--
Hickory	1,690	--	1,615	--	--	--	2	72	--	2	--	--
Pecan	29	--	29	--	--	--	--	--	--	--	*	--
Hackberry	85	--	85	--	--	--	--	--	--	--	--	--
Persimmon	*	--	*	--	--	--	--	*	--	--	--	--
Beech	518	--	518	--	--	--	--	--	--	*	--	--
Ash	1,308	--	1,264	--	--	--	--	43	--	1	*	--
Black walnut	478	--	384	--	--	*	--	85	--	2	5	2
Sweetgum	333	--	333	--	--	--	--	--	--	--	--	--
Yellow-poplar	4,551	--	4,432	2	--	--	--	116	--	1	--	--
Tupelo	9	--	9	--	--	--	--	--	--	--	--	--
Sycamore	700	--	700	--	--	--	--	--	--	*	--	--
Cottonwood	327	--	327	--	--	--	--	--	--	--	--	--
Aspen	5	--	5	--	--	--	--	--	--	--	--	--
Black cherry	327	--	327	--	--	--	--	--	--	--	--	--
Red oak group	6,051	--	5,845	--	--	--	*	203	--	2	--	--
White oak group	2,996	8	2,820	--	--	8	--	157	--	2	--	2
Sassafras	32	--	32	--	--	--	--	--	--	--	--	--
Basswood	71	--	71	--	--	--	--	--	--	--	--	--
Elm	139	--	115	--	--	--	--	22	--	--	2	--
Total	21,937	8	21,167	2	--	8	10	720	--	11	7	3
All species	21,970	8	21,200	2	--	8	10	720	--	11	7	3

(Table 5 continued on next page)

(Table 5 continued)

NORTHERN UNIT

Species group	Total	Destination										
		Illinois	Indiana	Iowa	Michigan	Missouri	Wisconsin	Kentucky	Ohio	Tennessee	Canada	Other countries
Softwoods												
Eastern redcedar	53	-	53	-	-	-	-	-	-	-	-	-
Red pine	11	-	11	-	-	-	-	-	-	-	-	-
White pine	71	-	71	-	-	-	-	-	-	-	-	-
Total	136	-	136	-	-	-	-	-	-	-	-	-
Hardwoods												
Soft maple	1,151	-	1,122	-	14	-	-	-	14	-	-	-
Hard maple	1,439	-	1,281	-	87	-	16	-	54	1	*	*
Paper birch	*	-	*	-	-	-	-	-	-	-	-	-
River birch	1	-	1	-	-	-	-	-	-	-	-	-
Hickory	679	-	669	-	2	-	1	-	7	*	-	-
Pecan	*	-	*	-	-	-	-	-	-	-	-	-
Hackberry	105	-	105	-	-	-	-	-	-	-	-	-
Beech	256	-	251	-	-	-	-	-	5	-	-	-
Ash	1,082	-	1,021	-	16	-	-	-	45	*	*	*
Black walnut	911	-	720	-	1	*	-	-	181	1	3	5
Sweetgum	16	-	16	-	-	-	-	-	-	-	-	-
Yellow-poplar	1,189	-	1,183	-	-	-	-	-	6	-	-	-
Tupelo	*	-	*	-	-	-	-	-	-	-	-	-
Sycamore	288	-	280	-	-	-	-	-	8	-	-	-
Cottonwood	552	-	546	-	5	-	-	-	1	-	-	-
Black cherry	918	-	895	-	19	-	-	-	3	1	*	-
Red oak group	3,600	-	3,346	-	60	*	1	-	190	*	2	*
White oak group	2,555	-	2,379	-	21	2	-	-	150	1	1	2
Black locust	1	-	1	-	-	-	-	-	-	-	-	-
Sassafras	13	-	13	-	-	-	-	-	-	-	-	-
Basswood	314	-	293	-	2	-	-	-	18	-	-	-
Elm	84	-	81	-	-	-	-	-	2	-	1	-
Kentucky coffeetree	6	-	6	-	-	-	-	-	-	-	-	-
Total	15,159	-	14,209	-	227	2	17	-	684	5	8	7
All species	15,295	-	14,344	-	227	2	17	-	684	5	8	7

(Table 5 continued on next page)

(Table 5 continued)

UPLAND FLATS UNIT

Species group	Total	Destination										
		Illinois	Indiana	Iowa	Michigan	Missouri	Wisconsin	Kentucky	Ohio	Tennessee	Canada	Other countries
Softwoods												
Eastern redcedar	14	-	14	-	-	-	-	-	-	-	-	-
Shortleaf pine	5	-	5	-	-	-	-	-	-	-	-	-
Red pine	1	-	1	-	-	-	-	-	-	-	-	-
White pine	22	-	22	-	-	-	-	-	-	-	-	-
Virginia pine	8	-	8	-	-	-	-	-	-	-	-	-
Total	49	-	49	-	-	-	-	-	-	-	-	-
Hardwoods												
Soft maple	149	-	149	-	-	-	-	-	-	-	-	-
Hard maple	374	-	366	-	-	-	-	-	8	-	-	-
River birch	1	-	1	-	-	-	-	-	-	-	-	-
Hickory	184	-	182	-	-	-	-	-	2	-	-	-
Hackberry	1	-	1	-	-	-	-	-	-	-	-	-
Beech	153	-	152	-	-	-	-	-	*	-	-	-
Ash	813	-	733	-	-	-	-	30	49	*	*	-
Black walnut	99	-	71	-	-	*	-	*	25	1	2	-
Sweetgum	97	-	97	-	-	-	-	-	-	-	-	-
Yellow-poplar	1,293	-	1,283	-	-	-	-	-	10	-	-	-
Sycamore	118	-	113	-	-	-	-	-	5	-	-	-
Cottonwood	25	-	25	-	-	-	-	-	*	-	-	-
Black cherry	112	-	110	-	-	-	-	*	1	1	*	-
Red oak group	1,703	-	1,613	-	-	-	*	-	89	-	-	1
White oak group	1,118	-	987	-	-	50	-	1	80	-	-	-
Sassafras	2	-	2	-	-	-	-	-	-	-	-	-
Basswood	14	-	12	-	-	-	-	-	2	-	-	-
Elm	7	-	3	-	-	-	-	3	1	-	*	-
Total	6,266	-	5,902	-	-	50	*	34	273	3	3	1
All species	6,315	-	5,951	-	-	50	*	34	273	3	3	1

* Less than 500 cubic feet.

Table may not sum due to rounding.

Table 6.--Industrial roundwood production by Forest Survey Unit, county, and species group, Indiana, 2000

(In thousand cubic feet)

Forest Survey Unit and county	All species	Softwoods							Total	Hardwoods							
		Eastern redcedar	Jack pine	Shortleaf pine	Red pine	White pine	Virginia pine	Soft maple		Hard maple	Paper birch	River birch	Hickory	Pecan	Hackberry	Persim- mon	Beech
Knobs Unit																	
Brown	1,831	-	-	-	-	-	-	-	57	97	-	*	169	*	-	-	29
Clark	924	-	-	21	-	4	8	32	37	132	-	-	6	*	-	-	7
Crawford	1,841	67	*	*	-	3	-	70	41	216	-	*	56	*	*	*	51
Dubois	2,774	*	*	*	2	2	-	4	118	228	-	1	201	5	7	*	54
Floyd	412	22	-	-	-	4	8	34	21	20	-	-	2	*	-	-	6
Harrison	2,498	97	-	-	1	3	-	101	81	383	-	1	70	*	1	*	47
Jackson	3,022	*	-	3	2	4	53	61	87	223	*	4	172	*	4	-	79
Lawrence	2,683	-	*	*	*	-	-	*	86	237	*	1	212	*	1	-	77
Monroe	1,881	-	-	-	-	-	-	-	58	148	*	*	132	*	1	-	37
Morgan	1,993	-	-	-	-	-	-	-	63	168	*	-	141	*	-	-	17
Orange	2,744	22	*	*	2	2	-	26	92	263	-	1	151	5	2	-	78
Owen	4,144	-	-	-	-	-	-	-	135	291	-	*	375	*	8	-	71
Perry	2,230	11	*	*	-	2	-	13	100	239	-	*	208	*	4	*	49
Scott	1,456	*	-	28	1	4	259	291	62	70	-	1	29	*	1	-	25
Spencer	1,716	67	*	*	2	23	-	92	63	176	-	1	151	5	4	*	50
Warrick	1,237	7	*	*	2	4	-	13	43	88	-	1	65	5	4	*	15
Washington	4,122	22	-	22	2	4	8	59	121	430	-	4	160	*	5	-	72
Total	37,509	316	*	74	12	60	335	798	1,264	3,410	*	18	2,297	21	43	*	765
Lower Wabash Unit																	
Clay	2,608	-	-	-	-	-	-	-	111	164	-	-	134	-	10	-	44
Daviess	1,639	-	*	*	2	2	-	3	108	61	-	1	118	5	4	-	61
Gibson	582	-	*	*	2	2	-	4	47	18	-	1	84	5	4	-	15
Greene	3,301	-	*	*	*	-	-	*	150	189	-	1	398	-	2	-	87
Knox	933	-	*	*	2	2	-	3	68	36	-	1	86	5	5	-	25
Martin	1,721	-	*	*	2	2	-	3	93	98	-	1	123	5	2	*	62
Parke	2,521	-	-	-	*	-	-	*	83	143	-	*	114	-	12	-	31
Pike	1,364	-	*	*	2	2	-	4	75	77	-	1	154	5	4	*	38
Posey	272	-	*	*	-	-	-	*	27	1	-	*	24	1	2	-	7
Putnam	2,097	-	-	-	-	-	-	-	73	135	-	-	88	-	8	-	26
Sullivan	1,367	-	*	*	-	-	-	*	89	85	-	*	154	-	1	-	57
Vanderburgh	459	7	*	*	2	4	-	14	35	19	-	1	35	5	4	*	13
Vermillion	469	-	-	-	-	-	-	-	17	22	-	-	22	-	4	-	6
Vigo	2,637	-	-	-	-	-	-	-	103	150	-	-	156	-	24	-	49
Total	21,970	7	1	1	11	13	-	33	1,080	1,198	-	8	1,690	29	85	*	518

(Table 6 continued on next page)

(Table 6 continued)

Forest Survey Unit and county	All species	Softwoods							Total softwoods	Hardwoods							
		Eastern redcedar	Jack pine	Shortleaf pine	Red pine	White pine	Virginia pine	Soft maple		Hard maple	Paper birch	River birch	Hickory	Pecan	Hackberry	Persimmon	Beech
Northern Unit																	
Adams	224	--	--	--	--	--	--	--	15	15	--	--	11	--	5	--	6
Allen	610	--	--	--	--	--	--	--	45	64	--	--	29	--	6	--	9
Bartholomew	794	--	--	--	*	--	--	*	18	66	--	*	50	--	*	--	2
Benton	121	--	--	--	--	--	--	--	23	1	--	--	1	--	--	--	1
Blackford	46	--	--	--	--	--	--	--	5	5	--	--	2	--	--	--	--
Boone	144	--	--	--	--	--	--	--	9	9	--	--	9	--	5	--	9
Carroll	382	--	--	--	--	1	--	1	46	39	--	--	15	--	5	--	12
Cass	539	--	--	--	--	1	--	1	63	49	--	--	20	--	6	--	16
Clinton	145	--	--	--	--	--	--	--	9	11	--	--	9	--	5	--	8
De Kalb	750	--	--	--	--	--	--	--	59	98	--	--	41	--	6	--	17
Decatur	685	--	--	--	--	--	--	--	16	37	--	--	19	--	1	--	17
Delaware	39	--	--	--	--	--	--	--	1	2	--	--	1	--	--	--	*
Elkhart	543	37	--	--	3	16	--	57	59	50	--	*	27	--	2	--	13
Fountain	504	--	--	--	--	*	--	*	14	14	--	--	20	--	5	--	4
Fulton	282	--	--	--	1	4	--	4	38	19	--	--	7	--	*	--	3
Grant	118	--	--	--	--	--	--	--	7	8	--	--	4	--	--	--	--
Hamilton	131	--	--	--	--	--	--	--	9	9	--	--	8	--	5	--	8
Hancock	57	--	--	--	--	--	--	--	--	2	--	--	1	--	--	--	1
Hendricks	340	--	--	--	--	--	--	--	14	30	--	--	18	--	1	--	2
Henry	98	--	--	--	--	--	--	--	1	6	--	--	2	--	--	--	*
Howard	160	--	--	--	--	--	--	--	11	11	--	--	9	--	5	--	10
Huntington	219	--	--	--	--	--	--	--	18	35	--	--	8	--	1	--	4
Jasper	91	--	--	--	--	--	--	--	16	1	--	--	1	--	--	--	--
Jay	19	--	--	--	--	--	--	--	*	*	--	--	--	--	*	--	*
Johnson	616	--	--	--	--	--	--	--	21	89	*	--	41	--	--	--	5
Kosciusko	520	--	--	--	--	1	--	1	45	66	--	--	18	--	1	--	5
La Grange	707	5	--	--	3	16	--	24	69	89	--	--	34	--	1	--	9
La Porte	328	--	--	--	--	2	--	2	41	39	--	--	15	--	--	--	3
Lake	176	--	--	--	--	--	--	--	16	17	--	--	8	--	--	--	--
Madison	48	--	--	--	--	--	--	--	2	2	--	--	2	--	1	--	2
Marion	217	--	--	--	--	--	--	--	8	32	--	*	2	--	--	--	*
Marshall	413	--	--	--	5	26	--	31	32	50	--	--	12	*	3	--	4
Miami	561	--	--	--	--	1	--	1	35	97	--	--	23	--	2	--	8
Montgomery	575	--	--	--	--	*	--	*	22	25	--	--	53	--	9	--	9
Newton	108	--	--	--	--	--	--	--	23	1	--	--	1	--	--	--	--
Noble	570	--	--	--	--	--	--	--	41	67	--	--	28	--	3	--	10
Porter	62	--	--	--	--	--	--	--	2	4	--	--	3	--	--	--	--
Pulaski	213	--	--	--	--	1	--	1	29	8	--	--	4	--	--	--	--
Randolph	41	--	--	--	--	--	--	--	--	*	--	--	--	--	--	--	--
Rush	127	--	--	--	--	--	--	--	4	9	--	--	5	--	--	--	*
Shelby	140	--	--	--	--	--	--	--	1	22	--	--	2	--	--	--	*
St. Joseph	312	5	--	--	--	--	--	5	31	39	--	--	14	--	1	--	4
Starke	248	--	--	--	--	1	--	1	31	12	--	--	7	--	--	--	--
Steuben	555	5	--	--	--	--	--	5	48	58	--	--	29	--	5	--	15
Tippecanoe	330	--	--	--	--	1	--	1	37	12	--	--	12	--	5	--	10
Tipton	143	--	--	--	--	--	--	--	9	11	--	--	8	--	5	--	8
Wabash	244	--	--	--	--	1	--	1	22	39	--	--	8	--	*	--	5
Warren	122	--	--	--	--	1	--	1	9	4	--	--	5	--	1	--	3
Wayne	136	--	--	--	--	--	--	--	3	8	--	--	4	--	--	--	3
Wells	60	--	--	--	--	--	--	--	2	3	--	--	2	--	2	--	1
White	180	--	--	--	--	1	--	1	28	5	--	--	3	--	1	--	2
Whitley	498	--	--	--	--	1	--	1	44	52	--	--	25	--	3	--	9
Total	15,295	53	--	--	11	71	--	136	1,151	1,439	*	1	679	*	105	--	256

(Table 6 continued on next page)

(Table 6 continued)

Forest Survey Unit and county	All species	Softwoods							Total softwoods	Hardwoods							
		Eastern redcedar	Jack pine	Shortleaf pine	Red pine	White pine	Virginia pine	Soft maple		Hard maple	Paper birch	River birch	Hickory	Pecan	Hackberry	Persim- mon	Beech
Upland Flats Unit																	
Dearborn	427	1	-	-	-	-	-	1	18	29	-	-	13	-	-	-	11
Fayette	266	-	-	-	-	-	-	-	14	25	-	-	15	-	-	-	9
Franklin	719	1	-	-	-	-	-	1	17	48	-	-	18	-	-	-	24
Jefferson	848	1	-	2	-	18	-	21	24	71	-	-	11	-	-	-	8
Jennings	2,483	*	-	2	1	-	-	3	33	131	-	1	83	-	1	-	64
Ohio	131	-	-	-	-	-	-	-	3	14	-	-	4	-	-	-	-
Ripley	983	*	-	-	-	4	8	12	22	32	-	-	26	-	-	-	25
Switzerland	143	11	-	-	-	*	-	11	4	6	-	-	1	-	-	-	*
Union	315	-	-	-	-	-	-	-	13	17	-	-	13	-	-	-	13
Total	6,315	14	-	5	1	22	8	49	149	374	-	1	184	-	1	-	153
State total	81,089	390	1	79	35	167	343	1,015	3,643	6,422	*	29	4,850	51	235	1	1,692

(Table 6 continued on next page)

(Table 6 continued)

Forest Survey Unit and county	Hardwoods														Total hardwoods		
	Ash	Black walnut	Sweetgum	Yellow- poplar	Tupelo	Sycamore	Cotton- wood	Aspen	Black cherry	Red oak group	White oak group	Black locust	Sassafras	Basswood		Elm	Kentucky coffeetree
Knobs Unit																	
Brown	57	70	15	321	--	39	14	--	53	583	317	--	4	5	*	--	1,831
Clark	59	14	16	152	--	5	10	--	22	245	181	--	1	4	--	--	892
Crawford	136	24	6	305	*	34	*	--	26	529	339	--	2	2	3	--	1,772
Dubois	206	44	57	513	*	87	21	*	32	694	481	--	2	3	14	--	2,770
Floyd	19	12	12	63	--	2	10	--	12	89	106	--	1	4	--	--	378
Harrison	199	39	9	379	--	23	11	--	58	682	402	--	2	7	1	--	2,397
Jackson	234	52	41	564	--	38	56	--	59	936	398	--	4	3	5	--	2,961
Lawrence	227	58	40	472	*	74	18	*	52	790	327	--	*	2	8	--	2,683
Monroe	62	69	16	406	--	34	15	--	57	582	255	--	2	4	2	--	1,881
Morgan	71	130	4	434	--	11	3	--	94	572	270	--	6	8	*	--	1,993
Orange	187	49	39	533	*	67	21	*	55	749	411	--	*	7	6	--	2,718
Owen	212	134	32	1,018	1	116	35	*	81	1,079	513	--	10	14	17	--	4,144
Perry	160	27	38	284	*	70	4	--	30	488	504	--	3	7	2	--	2,217
Scott	144	16	44	224	--	42	24	--	22	297	156	--	1	3	4	--	1,165
Spencer	143	18	22	205	*	36	7	--	28	412	296	--	3	--	3	--	1,624
Warrick	94	9	23	280	*	24	17	--	12	362	178	--	*	--	4	--	1,223
Washington	226	58	66	679	--	61	56	--	138	1,160	814	--	3	1	10	--	4,063
Total	2,437	823	480	6,834	2	764	325	1	830	10,249	5,948	--	43	75	80	--	36,711
Lower Wabash Unit																	
Clay	151	50	17	642	*	73	24	*	51	796	317	--	1	13	10	--	2,608
Daviess	94	38	54	320	1	86	21	*	20	449	182	--	*	--	13	--	1,636
Gibson	54	4	20	69	1	27	16	*	4	124	83	--	--	--	1	--	578
Greene	130	83	50	655	1	98	32	*	44	891	457	--	1	6	26	--	3,301
Knox	76	12	19	142	1	28	28	*	16	238	139	--	1	2	1	--	929
Martin	98	37	40	332	1	64	16	*	25	487	226	--	--	--	10	--	1,718
Parke	134	75	13	698	*	79	51	--	36	719	289	--	13	16	14	--	2,521
Pike	120	27	37	229	1	47	26	*	16	321	174	--	1	2	3	--	1,360
Posey	14	2	6	29	1	14	9	*	2	68	64	--	--	--	*	--	272
Putnam	110	81	8	583	*	50	25	*	52	621	209	--	7	9	11	--	2,097
Sullivan	65	14	32	277	2	47	21	*	13	304	180	--	*	7	19	--	1,367
Vanderburgh	50	4	12	50	1	18	15	*	5	92	86	--	*	--	1	--	445
Vermillion	17	8	8	100	--	22	16	--	6	146	68	--	*	4	1	--	469
Vigo	194	43	16	423	1	49	27	*	37	794	521	--	6	13	29	--	2,637
Total	1,308	478	333	4,551	9	700	327	5	327	6,051	2,996	--	32	71	139	--	21,937

(Table 6 continued on next page)

(Table 6 continued)

Forest Survey Unit and county	Hardwoods															Total hardwoods	
	Ash	Black walnut	Sweetgum	Yellow- poplar	Tupelo	Sycamore	Cotton- wood	Aspen	Black cherry	Red oak group	White oak group	Black locust	Sassafras	Basswood	Elm		Kentucky coffeetree
Northern Unit																	
Adams	22	10	--	4	--	9	7	--	4	61	47	--	--	6	2	--	224
Allen	71	58	--	12	--	13	10	--	22	151	101	--	--	14	4	1	610
Bartholomew	25	34	2	121	--	7	3	--	35	271	157	--	1	1	*	--	794
Benton	1	1	--	7	--	1	21	--	1	29	35	--	--	--	--	--	121
Blackford	2	1	--	1	--	2	1	--	1	10	15	--	--	--	--	--	46
Boone	9	9	--	15	--	7	9	--	9	16	22	--	--	8	--	--	144
Carroll	18	24	--	18	--	8	34	--	25	65	56	--	--	15	3	--	381
Cass	24	31	*	29	--	12	56	--	36	91	79	--	*	19	7	--	538
Clinton	10	9	--	12	--	6	8	--	10	17	22	--	*	8	--	--	145
De Kalb	60	62	--	23	--	19	17	--	29	169	123	--	*	16	8	1	750
Decatur	123	8	2	89	--	13	6	--	13	185	152	--	--	2	2	--	685
Delaware	3	1	--	5	--	*	--	--	2	11	13	--	--	*	*	--	39
Elkhart	27	14	1	53	--	10	11	--	38	107	54	*	1	12	5	1	486
Fountain	19	34	5	99	--	25	31	--	7	150	70	--	1	6	1	--	503
Fulton	10	10	*	11	--	3	28	--	22	61	56	--	*	8	2	--	278
Grant	25	8	--	2	--	3	1	--	2	27	30	--	--	1	1	--	118
Hamilton	9	8	--	9	--	6	8	--	9	14	20	--	--	8	--	--	131
Hancock	2	3	--	3	--	*	--	--	3	11	30	--	--	1	--	--	57
Hendricks	15	31	--	61	--	1	1	--	27	101	33	--	1	3	--	--	340
Henry	10	5	--	12	--	*	--	--	5	23	32	--	--	1	1	--	98
Howard	10	10	*	11	--	8	13	--	10	17	23	--	*	9	1	--	160
Huntington	26	19	--	11	--	2	4	--	17	34	29	--	--	6	4	1	219
Jasper	1	*	--	1	--	*	14	--	1	25	30	--	--	--	--	--	91
Jay	1	*	--	*	--	*	--	--	*	5	11	--	--	--	--	--	19
Johnson	23	42	1	102	*	1	1	--	35	166	85	--	1	3	--	--	616
Kosciusko	40	51	--	22	--	2	2	--	51	122	80	--	1	11	4	1	519
La Grange	60	59	--	29	--	5	6	--	54	155	87	*	2	18	7	*	683
La Porte	22	12	--	24	--	2	4	--	38	76	39	--	1	10	3	--	327
Lake	16	3	--	8	--	*	--	--	24	52	26	--	2	3	--	--	176
Madison	2	2	--	2	--	2	2	--	2	9	16	--	--	2	--	--	48
Marion	9	10	--	49	--	1	--	--	12	54	39	--	--	*	--	--	217
Marshall	15	28	--	22	--	4	1	--	40	117	40	--	*	10	3	--	382
Miami	35	42	*	31	--	8	11	--	87	135	31	--	*	13	3	--	561
Montgomery	30	26	4	95	--	27	24	--	15	141	81	--	--	13	1	--	574
Newton	1	*	--	1	--	*	21	--	1	27	33	--	--	--	--	--	108
Noble	53	56	--	16	--	9	9	--	27	136	96	*	*	12	5	1	570
Porter	4	1	--	3	--	*	*	--	5	19	20	--	*	*	--	--	62
Pulaski	6	5	--	5	--	*	22	--	15	69	45	--	*	3	--	--	213
Randolph	*	1	--	*	--	--	--	--	1	28	10	--	--	--	--	--	41
Rush	17	6	--	16	--	3	--	--	6	24	36	--	--	1	*	--	127
Shelby	7	4	--	11	--	*	--	--	5	31	55	--	--	*	*	--	140
St. Joseph	19	17	--	22	--	2	6	--	29	74	37	*	1	9	2	*	306
Starke	8	7	--	9	--	*	22	--	19	56	73	--	*	3	--	--	247
Steuben	42	42	--	19	--	17	17	--	25	127	87	*	1	12	6	1	550
Tippecanoe	18	17	--	21	--	12	45	--	12	56	62	--	--	10	1	--	329
Tipton	11	9	--	10	--	6	8	--	10	16	22	--	--	8	--	--	143
Wabash	26	20	*	12	--	5	7	--	22	38	29	--	*	7	4	--	243
Warren	5	4	--	16	--	11	28	--	3	11	21	--	--	2	--	--	121
Wayne	9	5	1	10	--	3	1	--	5	49	34	--	--	1	*	--	136
Wells	20	1	--	--	--	1	*	--	1	13	14	--	--	2	--	--	60
White	5	3	--	4	--	2	24	--	12	44	44	--	*	2	--	--	179
Whitley	54	45	--	16	--	9	9	--	35	102	75	--	*	13	5	1	498
Total	1,082	911	16	1,189	*	288	552	--	918	3,600	2,555	1	13	314	84	6	15,159

(Table 6 continued on next page)

(Table 6 continued)

Forest Survey Unit and county	Hardwoods															Total hardwoods	
	Ash	Black walnut	Sweetgum	Yellow- poplar	Tupelo	Sycamore	Cotton- wood	Aspen	Black cherry	Red oak group	White oak group	Black locust	Sassafras	Basswood	Elm		Kentucky coffeetree
Upland Flats Unit																	
Dearborn	68	23	3	85	-	8	*	-	13	97	54	-	*	4	-	-	426
Fayette	25	10	-	33	-	9	-	-	13	44	67	-	*	2	1	-	266
Franklin	80	14	1	140	-	13	1	-	16	198	145	-	*	2	*	-	719
Jefferson	109	19	14	193	-	16	-	-	22	229	112	-	*	*	*	-	827
Jennings	257	19	51	537	-	46	11	-	25	763	449	-	1	2	6	-	2,480
Ohio	3	4	-	25	-	*	-	-	4	36	37	-	1	1	-	-	131
Ripley	150	6	27	208	-	17	11	-	15	252	179	-	-	1	1	-	970
Switzerland	7	2	-	34	-	*	-	-	3	43	31	-	-	*	*	-	132
Union	114	4	1	38	-	9	1	-	3	42	46	-	-	1	-	-	315
Total	813	99	97	1,293	-	118	25	-	112	1,703	1,118	-	2	14	7	-	6,266
State total	5,639	2,312	927	13,867	12	1,871	1,229	6	2,188	21,602	12,617	1	90	473	311	6	80,074

* Less than 500 cubic feet.

Table may not sum due to rounding.

Table 7.--Saw log receipts (International 1/4-inch rule) by Forest Survey Unit, species group, and State of origin, Indiana, 2000

(In thousand board feet)

Species group	Total	State of origin						
		Illinois	Indiana	Kentucky	Michigan	Ohio	Tennessee	Wisconsin
Softwoods								
Eastern redcedar	2,107	--	1,804	302	--	1	--	--
Jack pine	5	--	5	--	--	--	--	--
Shortleaf pine	357	--	357	--	--	--	--	--
Red pine	138	--	138	--	--	--	--	--
White pine	641	--	610	17	14	--	--	--
Virginia pine	276	--	276	--	--	--	--	--
Total	3,524	--	3,190	319	14	1	--	--
Hardwoods								
Soft maple	24,485	1,324	19,850	312	2,680	313	--	6
Hard maple	36,414	458	32,299	1,078	2,272	291	*	17
River birch	175	--	175	--	--	--	--	--
Hickory	31,561	3,270	26,129	302	1,634	226	*	--
Pecan	276	--	276	--	--	--	--	--
Hackberry	1,651	111	1,429	--	72	40	--	--
Persimmon	*	--	*	*	--	--	--	--
Beech	10,530	275	9,523	124	534	74	*	--
Ash	28,794	1,145	24,130	1,141	2,134	238	--	6
Black walnut	13,594	375	11,878	508	620	119	76	17
Sweetgum	5,393	376	4,949	68	--	--	--	--
Yellow-poplar	82,154	2,169	77,556	1,434	829	166	1	--
Tupelo	47	8	38	--	--	--	--	--
Sycamore	11,272	727	10,190	113	142	100	--	--
Cottonwood	8,536	390	7,524	68	450	105	--	--
Aspen	44	8	36	--	--	--	--	--
Black cherry	15,574	221	12,543	495	2,107	142	50	17
Red oak group	131,145	5,299	116,416	4,503	4,058	851	*	17
White oak group	68,848	3,213	59,805	2,528	2,329	957	--	17
Black locust	16	--	5	--	11	--	--	--
Sassafras	628	11	549	20	45	3	--	--
Basswood	3,545	39	2,583	--	853	66	--	6
Elm	1,840	19	1,542	--	253	26	--	--
Kentucky coffeetree	64	--	34	--	27	3	--	--
Total	476,587	19,438	419,457	12,694	21,051	3,720	127	99
All species	480,110	19,438	422,648	13,013	21,065	3,721	127	99

(Table 7 continued on next page)

(Table 7 continued)

Species group	Total	KNOBS UNIT						
		State of origin						
		Illinois	Indiana	Kentucky	Michigan	Ohio	Tennessee	Wisconsin
Softwoods								
Eastern redcedar	1,841	–	1,542	299	–	–	–	–
Shortleaf pine	352	–	352	–	–	–	–	–
Red pine	138	–	138	–	–	–	–	–
White pine	325	–	308	17	–	–	–	–
Total	2,656	–	2,340	316	–	–	–	–
Hardwoods								
Soft maple	7,400	128	6,959	312	–	–	–	–
Hard maple	19,103	128	17,905	1,069	–	–	*	–
River birch	170	–	170	–	–	–	–	–
Hickory	14,412	1,074	13,036	302	–	–	*	–
Pecan	276	–	276	–	–	–	–	–
Hackberry	277	–	277	–	–	–	–	–
Persimmon	*	–	*	*	–	–	–	–
Beech	5,001	–	4,877	124	–	–	*	–
Ash	12,944	442	11,382	1,120	–	–	–	–
Black walnut	5,969	257	5,158	479	–	–	76	–
Sweetgum	2,650	–	2,582	68	–	–	–	–
Yellow-poplar	39,655	286	37,970	1,399	–	–	1	–
Sycamore	4,890	128	4,657	104	–	–	–	–
Cottonwood	1,942	–	1,875	68	–	–	–	–
Aspen	2	–	2	–	–	–	–	–
Black cherry	5,739	102	5,124	463	–	–	50	–
Red oak group	60,951	1,953	54,683	4,315	–	–	*	–
White oak group	27,074	1,325	23,820	1,929	–	–	–	–
Sassafras	183	–	162	20	–	–	–	–
Basswood	355	–	355	–	–	–	–	–
Elm	348	–	348	–	–	–	–	–
Total	209,341	5,822	191,620	11,772	–	–	127	–
All species	211,997	5,822	193,960	12,088	–	–	127	–

(Table 7 continued on next page)

(Table 7 continued)

LOWER WABASH UNIT

Species group	Total	State of origin						
		Illinois	Indiana	Kentucky	Michigan	Ohio	Tennessee	Wisconsin
Softwoods								
Jack pine	5	-	5	-	-	-	-	-
Shortleaf pine	5	-	5	-	-	-	-	-
Total	10	-	10	-	-	-	-	-
Hardwoods								
Soft maple	6,776	1,181	5,595	-	-	-	-	-
Hard maple	6,096	295	5,801	-	-	-	-	-
River birch	5	-	5	-	-	-	-	-
Hickory	10,467	2,191	8,276	-	-	-	-	-
Hackberry	677	111	566	-	-	-	-	-
Beech	2,649	275	2,374	-	-	-	-	-
Ash	6,321	671	5,650	-	-	-	-	-
Black walnut	2,349	75	2,274	-	-	-	-	-
Sweetgum	1,919	376	1,543	-	-	-	-	-
Yellow-poplar	28,961	1,873	27,088	-	-	-	-	-
Tupelo	47	8	38	-	-	-	-	-
Sycamore	4,083	590	3,492	-	-	-	-	-
Cottonwood	2,228	390	1,837	-	-	-	-	-
Aspen	41	8	33	-	-	-	-	-
Black cherry	1,898	63	1,835	-	-	-	-	-
Red oak group	38,014	3,130	34,884	-	-	-	-	-
White oak group	14,192	1,263	12,929	-	-	-	-	-
Sassafras	289	10	279	-	-	-	-	-
Basswood	451	31	419	-	-	-	-	-
Elm	709	19	690	-	-	-	-	-
Total	128,170	12,562	115,608	-	-	-	-	-
All species	128,181	12,562	115,619	-	-	-	-	-

(Table 7 continued on next page)

(Table 7 continued)

NORTHERN UNIT

Species group	Total	State of origin						
		Illinois	Indiana	Kentucky	Michigan	Ohio	Tennessee	Wisconsin
Softwoods								
Eastern redcedar	250	--	250	--	--	--	--	--
White pine	76	--	62	--	14	--	--	--
Total	326	--	312	--	14	--	--	--
Hardwoods								
Soft maple	9,302	15	6,290	--	2,680	312	--	6
Hard maple	9,861	34	7,240	9	2,272	290	--	17
Hickory	5,878	5	4,014	--	1,634	225	--	--
Hackberry	697	--	585	--	72	40	--	--
Beech	2,176	--	1,569	--	534	74	--	--
Ash	8,046	32	5,620	17	2,134	237	--	6
Black walnut	5,108	44	4,285	26	620	116	--	17
Sweetgum	3	--	3	--	--	--	--	--
Yellow-poplar	7,892	10	6,910	--	829	142	--	--
Sycamore	1,738	9	1,480	9	142	100	--	--
Cottonwood	3,925	--	3,371	--	450	104	--	--
Black cherry	7,715	56	5,370	26	2,107	140	--	17
Red oak group	26,407	216	21,115	171	4,058	831	--	17
White oak group	25,071	625	20,554	599	2,329	946	--	17
Black locust	16	--	5	--	11	--	--	--
Sassafras	156	1	108	--	45	3	--	--
Basswood	2,698	7	1,768	--	853	65	--	6
Elm	783	--	503	--	253	26	--	--
Kentucky coffeetree	64	--	34	--	27	3	--	--
Total	117,536	1,054	90,824	856	21,051	3,652	--	99
All species	117,862	1,054	91,136	856	21,065	3,652	--	99

(Table 7 continued on next page)

(Table 7 continued)

UPLAND FLATS UNIT

Species group	Total	State of origin						
		Illinois	Indiana	Kentucky	Michigan	Ohio	Tennessee	Wisconsin
Softwoods								
Eastern redcedar	16	--	11	3	--	1	--	--
White pine	240	--	240	--	--	--	--	--
Virginia pine	276	--	276	--	--	--	--	--
Total	532	--	528	3	--	1	--	--
Hardwoods								
Soft maple	1,008	--	1,006	--	--	1	--	--
Hard maple	1,355	--	1,353	--	--	1	--	--
Hickory	804	--	802	--	--	1	--	--
Beech	704	--	703	--	--	1	--	--
Ash	1,483	--	1,479	3	--	1	--	--
Black walnut	169	--	162	3	--	3	--	--
Sweetgum	821	--	821	--	--	--	--	--
Yellow-poplar	5,647	--	5,588	35	--	24	--	--
Sycamore	561	--	561	--	--	1	--	--
Cottonwood	442	--	441	--	--	1	--	--
Black cherry	222	--	213	7	--	2	--	--
Red oak group	5,773	--	5,735	17	--	21	--	--
White oak group	2,511	--	2,501	--	--	10	--	--
Basswood	41	--	40	--	--	1	--	--
Total	21,540	--	21,406	66	--	68	--	--
All species	22,071	--	21,933	69	--	69	--	--

* Less than 500 board feet.

Table may not sum due to rounding.

Table 7a.--Saw log receipts (Doyle rule) by Forest Survey Unit, species group, and State of origin, Indiana, 2000

(In thousand board feet)

Species group	Total	State of origin						
		Illinois	Indiana	Kentucky	Michigan	Ohio	Tennessee	Wisconsin
Softwoods								
Eastern redcedar	1,527	–	1,307	219	–	1	–	–
Jack pine	4	–	4	–	–	–	–	–
Shortleaf pine	259	–	259	–	–	–	–	–
Red pine	100	–	100	–	–	–	–	–
White pine	464	–	442	12	10	–	–	–
Virginia pine	200	–	200	–	–	–	–	–
Total	2,554	–	2,312	231	10	1	–	–
Hardwoods								
Soft maple	17,743	960	14,384	226	1,942	227	–	4
Hard maple	26,387	332	23,405	781	1,647	211	*	12
River birch	127	–	127	–	–	–	–	–
Hickory	22,870	2,369	18,934	219	1,184	164	*	–
Pecan	200	–	200	–	–	–	–	–
Hackberry	1,197	80	1,035	–	52	29	–	–
Persimmon	*	–	*	*	–	–	–	–
Beech	7,630	199	6,901	90	387	54	*	–
Ash	20,865	830	17,486	827	1,546	173	–	4
Black walnut	9,851	272	8,607	368	450	86	55	12
Sweetgum	3,908	272	3,587	49	–	–	–	–
Yellow-poplar	59,532	1,571	56,200	1,039	601	120	*	–
Tupelo	34	6	28	–	–	–	–	–
Sycamore	8,168	527	7,384	82	103	73	–	–
Cottonwood	6,186	283	5,452	49	326	76	–	–
Aspen	32	6	26	–	–	–	–	–
Black cherry	11,286	160	9,089	359	1,527	103	36	12
Red oak group	95,033	3,840	84,360	3,263	2,941	617	*	12
White oak group	49,890	2,328	43,337	1,832	1,688	693	–	12
Black locust	12	–	3	–	8	–	–	–
Sassafras	455	8	398	15	33	2	–	–
Basswood	2,569	28	1,872	–	618	47	–	4
Elm	1,333	14	1,117	–	184	19	–	–
Kentucky coffeetree	46	–	25	–	20	2	–	–
Total	345,353	14,086	303,955	9,198	15,254	2,696	92	72
All species	347,906	14,086	306,266	9,429	15,264	2,696	92	72

(Table 7a continued on next page)

(Table 7a continued)

KNOBS UNIT

Species group	Total	State of origin						
		Illinois	Indiana	Kentucky	Michigan	Ohio	Tennessee	Wisconsin
Softwoods								
Eastern redcedar	1,334	--	1,118	217	--	--	--	--
Shortleaf pine	255	--	255	--	--	--	--	--
Red pine	100	--	100	--	--	--	--	--
White pine	235	--	223	12	--	--	--	--
Total	1,925	--	1,696	229	--	--	--	--
Hardwoods								
Soft maple	5,362	93	5,043	226	--	--	--	--
Hard maple	13,842	93	12,975	775	--	--	*	--
River birch	123	--	123	--	--	--	--	--
Hickory	10,443	778	9,447	219	--	--	*	--
Pecan	200	--	200	--	--	--	--	--
Hackberry	201	--	201	--	--	--	--	--
Persimmon	*	--	*	*	--	--	--	--
Beech	3,624	--	3,534	90	--	--	*	--
Ash	9,379	320	8,248	812	--	--	--	--
Black walnut	4,326	186	3,737	347	--	--	55	--
Sweetgum	1,920	--	1,871	49	--	--	--	--
Yellow-poplar	28,735	207	27,514	1,014	--	--	*	--
Sycamore	3,543	93	3,375	76	--	--	--	--
Cottonwood	1,407	--	1,358	49	--	--	--	--
Aspen	2	--	2	--	--	--	--	--
Black cherry	4,159	74	3,713	335	--	--	36	--
Red oak group	44,168	1,415	39,626	3,127	--	--	*	--
White oak group	19,619	960	17,261	1,398	--	--	--	--
Sassafras	132	--	118	15	--	--	--	--
Basswood	257	--	257	--	--	--	--	--
Elm	253	--	253	--	--	--	--	--
Total	151,696	4,219	138,855	8,531	--	--	92	--
All species	153,621	4,219	140,551	8,759	--	--	92	--

(Table 7a continued on next page)

(Table 7a continued)

LOWER WABASH UNIT

Species group	Total	State of origin						
		Illinois	Indiana	Kentucky	Michigan	Ohio	Tennessee	Wisconsin
Softwoods								
Jack pine	4	--	4	--	--	--	--	--
Shortleaf pine	4	--	4	--	--	--	--	--
Total	8	--	8	--	--	--	--	--
Hardwoods								
Soft maple	4,910	856	4,054	--	--	--	--	--
Hard maple	4,417	214	4,204	--	--	--	--	--
River birch	4	--	4	--	--	--	--	--
Hickory	7,585	1,588	5,997	--	--	--	--	--
Hackberry	491	80	410	--	--	--	--	--
Beech	1,919	199	1,720	--	--	--	--	--
Ash	4,580	486	4,094	--	--	--	--	--
Black walnut	1,702	54	1,648	--	--	--	--	--
Sweetgum	1,391	272	1,118	--	--	--	--	--
Yellow-poplar	20,986	1,357	19,629	--	--	--	--	--
Tupelo	34	6	28	--	--	--	--	--
Sycamore	2,959	428	2,531	--	--	--	--	--
Cottonwood	1,614	283	1,331	--	--	--	--	--
Aspen	30	6	24	--	--	--	--	--
Black cherry	1,376	46	1,330	--	--	--	--	--
Red oak group	27,546	2,268	25,278	--	--	--	--	--
White oak group	10,284	915	9,369	--	--	--	--	--
Sassafras	209	7	202	--	--	--	--	--
Basswood	327	23	304	--	--	--	--	--
Elm	513	14	500	--	--	--	--	--
Total	92,877	9,103	83,774	--	--	--	--	--
All species	92,884	9,103	83,782	--	--	--	--	--

(Table 7a continued on next page)

(Table 7a continued)

Species group	Total	NORTHERN UNIT						Wisconsin
		Illinois	Indiana	Kentucky	Michigan	Ohio	Tennessee	
Softwoods								
Eastern redcedar	181	–	181	–	–	–	–	–
White pine	55	–	45	–	10	–	–	–
Total	236	–	226	–	10	–	–	–
Hardwoods								
Soft maple	6,740	11	4,558	–	1,942	226	–	4
Hard maple	7,146	25	5,246	6	1,647	210	–	12
Hickory	4,260	3	2,909	–	1,184	163	–	–
Hackberry	505	–	424	–	52	29	–	–
Beech	1,577	–	1,137	–	387	53	–	–
Ash	5,831	23	4,072	12	1,546	172	–	4
Black walnut	3,701	32	3,105	19	450	84	–	12
Sweetgum	2	–	2	–	–	–	–	–
Yellow-poplar	5,719	7	5,007	–	601	103	–	–
Sycamore	1,260	6	1,072	6	103	72	–	–
Cottonwood	2,844	–	2,443	–	326	75	–	–
Black cherry	5,590	41	3,891	19	1,527	101	–	12
Red oak group	19,136	156	15,301	124	2,941	602	–	12
White oak group	18,167	453	14,895	434	1,688	686	–	12
Black locust	12	–	3	–	8	–	–	–
Sassafras	113	1	78	–	33	2	–	–
Basswood	1,955	5	1,281	–	618	47	–	4
Elm	567	–	365	–	184	19	–	–
Kentucky coffeetree	46	–	25	–	20	2	–	–
Total	85,171	764	65,814	620	15,254	2,646	–	72
All species	85,407	764	66,040	620	15,264	2,646	–	72

(Table 7a continued on next page)

(Table 7a continued)

UPLAND FLATS UNIT

Species group	Total	State of origin						
		Illinois	Indiana	Kentucky	Michigan	Ohio	Tennessee	Wisconsin
Softwoods								
Eastern redcedar	11	--	8	3	--	1	--	--
White pine	174	--	174	--	--	--	--	--
Virginia pine	200	--	200	--	--	--	--	--
Total	385	--	382	3	--	1	--	--
Hardwoods								
Soft maple	730	--	729	--	--	1	--	--
Hard maple	982	--	981	--	--	1	--	--
Hickory	582	--	581	--	--	1	--	--
Beech	510	--	510	--	--	1	--	--
Ash	1,075	--	1,072	3	--	1	--	--
Black walnut	122	--	117	3	--	3	--	--
Sweetgum	595	--	595	--	--	--	--	--
Yellow-poplar	4,092	--	4,050	25	--	18	--	--
Sycamore	407	--	406	--	--	1	--	--
Cottonwood	320	--	320	--	--	1	--	--
Black cherry	161	--	155	5	--	2	--	--
Red oak group	4,183	--	4,156	13	--	15	--	--
White oak group	1,820	--	1,812	--	--	8	--	--
Basswood	30	--	29	--	--	1	--	--
Total	15,608	--	15,511	48	--	50	--	--
All species	15,994	--	15,894	50	--	50	--	--

* Less than 500 board feet.

Table may not sum due to rounding.

Table 8.--Saw log receipts and production (International 1/4-inch rule)
by species group, Indiana, 1995 and 2000

(In thousand board feet)

Species group	Receipts			Production		
	1995	2000	Change	1995	2000	Change
Softwoods						
Eastern redcedar	686	2,107	1,421	681	1,804	1,123
Jack pine	--	5	5	--	5	5
Shortleaf pine	69	357	288	1,633	357	-1,276
Red pine	125	138	13	125	138	13
White pine	111	641	530	111	610	499
Virginia pine	--	276	276	3,128	276	-2,852
Total	991	3,524	2,533	5,678	3,190	-2,488
Hardwoods						
Soft maple	21,329	24,485	3,156	16,594	20,056	3,462
Hard maple	26,001	36,414	10,413	22,244	33,702	11,458
River birch	10	175	165	70	175	105
Yellow birch	--	--	--	11	--	-11
Hickory	21,039	31,561	10,522	18,400	27,240	8,840
Pecan	107	276	169	110	276	166
Hackberry	1,454	1,651	197	1,187	1,429	242
Persimmon	20	*	-20	15	6	-9
Beech	9,972	10,530	558	9,011	9,554	543
Ash	31,566	28,794	-2,772	26,802	25,606	-1,196
Honeylocust	*	--	-*	*	--	-*
Butternut	2	--	-2	1	--	-1
Black walnut	10,611	13,594	2,983	9,554	14,027	4,473
Sweetgum	3,144	5,393	2,249	2,702	4,949	2,247
Yellow-poplar	60,375	82,154	21,779	54,723	79,272	24,549
Tupelo	160	47	-113	510	38	-472
Sycamore	10,433	11,272	839	9,532	10,275	743
Cottonwood	9,814	8,536	-1,278	9,311	7,534	-1,777
Aspen	116	44	-72	105	36	-69
Black cherry	10,730	15,574	4,844	9,101	12,674	3,573
Red oak group	107,866	131,145	23,279	96,346	121,157	24,811
White oak group	64,159	68,848	4,689	56,144	63,337	7,193
Black locust	50	16	-34	35	5	-30
Willow	5	--	-5	5	--	-5
Sassafras	1,503	628	-875	1,385	549	-836
Basswood	5,314	3,545	-1,769	4,725	2,717	-2,008
Elm	3,226	1,840	-1,386	2,966	1,852	-1,114
Kentucky coffeetree	17	64	47	23	34	11
Total	399,024	476,587	77,563	351,613	436,498	84,885
All species	400,015	480,110	80,095	357,291	439,688	82,397

* Less than 500 board feet.

Table may not sum due to rounding.

Table 8a.--Saw log receipts and production (Doyle rule)
by species group, Indiana, 1995 and 2000

(In thousand board feet)

Species group	Receipts			Production		
	1995	2000	Change	1995	2000	Change
Softwoods						
Eastern redcedar	497	1,527	1,030	493	1,307	814
Jack pine	–	4	4	–	4	4
Shortleaf pine	50	259	209	1,183	259	-924
Red pine	91	100	9	91	100	9
White pine	80	464	384	80	442	362
Virginia pine	–	200	200	2,267	200	-2,067
Total	718	2,554	1,836	4,114	2,312	-1,802
Hardwoods						
Soft maple	15,456	17,743	2,287	12,025	14,533	2,508
Hard maple	18,841	26,387	7,546	16,119	24,422	8,303
River birch	7	127	120	51	127	76
Yellow birch	–	–	–	8	–	-8
Hickory	15,246	22,870	7,624	13,333	19,739	6,406
Pecan	78	200	122	80	200	120
Hackberry	1,054	1,197	143	860	1,035	175
Persimmon	14	*	-14	11	4	-7
Beech	7,226	7,630	404	6,530	6,923	393
Ash	22,874	20,865	-2,009	19,422	18,555	-867
Honeylocust	*	–	-*	*	–	-*
Butternut	1	–	-1	1	–	-1
Black walnut	7,689	9,851	2,162	6,923	10,164	3,241
Sweetgum	2,278	3,908	1,630	1,958	3,587	1,629
Yellow-poplar	43,750	59,532	15,782	39,654	57,444	17,790
Tupelo	116	34	-82	370	28	-342
Sycamore	7,560	8,168	608	6,907	7,446	539
Cottonwood	7,112	6,186	-926	6,747	5,459	-1,288
Aspen	84	32	-52	76	26	-50
Black cherry	7,775	11,286	3,511	6,595	9,184	2,589
Red oak group	78,164	95,033	16,869	69,816	87,795	17,979
White oak group	46,492	49,890	3,398	40,684	45,897	5,213
Black locust	36	12	-24	25	3	-22
Willow	4	–	-4	4	–	-4
Sassafras	1,089	455	-634	1,004	398	-606
Basswood	3,851	2,569	-1,282	3,424	1,969	-1,455
Elm	2,338	1,333	-1,005	2,149	1,342	-807
Kentucky coffeetree	12	46	34	17	25	8
Total	289,148	345,353	56,205	254,792	316,303	61,511
All species	289,866	347,906	58,040	258,907	318,615	59,708

* Less than 500 board feet.

Table may not sum due to rounding.

Table 9.--Saw log production (International 1/4-inch rule) by Forest Survey Unit,
species group, and destination, Indiana, 2000

(In thousand board feet)

Species group	Total	Destination					
		Indiana	Kentucky	Michigan	Ohio	Tennessee	Other countries
Softwoods							
Eastern redcedar	1,804	1,804	--	--	--	--	--
Jack pine	5	5	--	--	--	--	--
Shortleaf pine	357	357	--	--	--	--	--
Red pine	138	138	--	--	--	--	--
White pine	610	610	--	--	--	--	--
Virginia pine	276	276	--	--	--	--	--
Total	3,190	3,190	--	--	--	--	--
Hardwoods							
Soft maple	20,056	19,850	--	81	84	--	40
Hard maple	33,702	32,299	472	109	211	--	611
River birch	175	175	--	--	--	--	--
Hickory	27,240	26,129	1,040	15	56	--	--
Pecan	276	276	--	--	--	--	--
Hackberry	1,429	1,429	--	--	--	--	--
Persimmon	6	*	6	--	--	--	--
Beech	9,554	9,523	--	--	31	--	--
Ash	25,606	24,130	635	95	557	--	189
Black walnut	14,027	11,878	910	--	1,215	2	22
Sweetgum	4,949	4,949	--	--	--	--	--
Yellow-poplar	79,272	77,556	1,314	--	96	--	306
Tupelo	38	38	--	--	--	--	--
Sycamore	10,275	10,190	--	--	85	--	--
Cottonwood	7,534	7,524	--	--	10	--	--
Aspen	36	36	--	--	--	--	--
Black cherry	12,674	12,543	--	66	15	--	50
Red oak group	121,157	116,416	2,564	150	1,454	--	571
White oak group	63,337	59,805	2,191	50	1,009	--	283
Black locust	5	5	--	--	--	--	--
Sassafras	549	549	--	--	--	--	--
Basswood	2,717	2,583	--	15	119	--	--
Elm	1,852	1,542	293	--	17	--	--
Kentucky coffeetree	34	34	--	--	--	--	--
Total	436,498	419,457	9,425	582	4,959	2	2,073
All species	439,688	422,648	9,425	582	4,959	2	2,073

(Table 9 continued on next page)

(Table 9 continued)

KNOBS UNIT							
Species group	Total	Destination					Other countries
		Indiana	Kentucky	Michigan	Ohio	Tennessee	
Softwoods							
Eastern redcedar	1,456	1,456	-	-	-	-	-
Jack pine	2	2	-	-	-	-	-
Shortleaf pine	327	327	-	-	-	-	-
Red pine	70	70	-	-	-	-	-
White pine	346	346	-	-	-	-	-
Virginia pine	229	229	-	-	-	-	-
Total	2,429	2,429	-	-	-	-	-
Hardwoods							
Soft maple	6,673	6,633	-	-	-	-	40
Hard maple	17,297	16,342	344	-	-	-	611
River birch	110	110	-	-	-	-	-
Hickory	12,478	11,871	607	-	-	-	-
Pecan	110	110	-	-	-	-	-
Hackberry	261	261	-	-	-	-	-
Persimmon	3	*	3	-	-	-	-
Beech	4,326	4,326	-	-	-	-	-
Ash	10,667	10,289	189	-	-	-	189
Black walnut	4,782	4,406	353	-	-	*	22
Sweetgum	2,642	2,642	-	-	-	-	-
Yellow-poplar	39,350	38,429	615	-	-	-	306
Tupelo	6	6	-	-	-	-	-
Sycamore	4,074	4,074	-	-	-	-	-
Cottonwood	2,013	2,013	-	-	-	-	-
Aspen	6	6	-	-	-	-	-
Black cherry	4,649	4,600	-	-	-	-	50
Red oak group	57,462	55,520	1,371	-	-	-	571
White oak group	26,964	25,417	1,264	-	-	-	283
Sassafras	261	261	-	-	-	-	-
Basswood	406	406	-	-	-	-	-
Elm	465	327	138	-	-	-	-
Total	195,007	188,051	4,883	-	-	*	2,073
All species	197,437	190,480	4,883	-	-	*	2,073

(Table 9 continued on next page)

(Table 9 continued)

LOWER WABASH UNIT

Species group	Total	Destination					
		Indiana	Kentucky	Michigan	Ohio	Tennessee	Other countries
Softwoods							
Eastern redcedar	35	35	-	-	-	-	-
Jack pine	3	3	-	-	-	-	-
Shortleaf pine	3	3	-	-	-	-	-
Red pine	64	64	-	-	-	-	-
White pine	76	76	-	-	-	-	-
Total	181	181	-	-	-	-	-
Hardwoods							
Soft maple	5,761	5,761	-	-	-	-	-
Hard maple	6,566	6,438	128	-	-	-	-
River birch	51	51	-	-	-	-	-
Hickory	9,542	9,109	433	-	-	-	-
Pecan	166	166	-	-	-	-	-
Hackberry	519	519	-	-	-	-	-
Persimmon	3	*	3	-	-	-	-
Beech	2,751	2,751	-	-	-	-	-
Ash	6,599	6,338	261	-	-	-	-
Black walnut	3,025	2,467	557	-	-	1	-
Sweetgum	1,623	1,623	-	-	-	-	-
Yellow-poplar	24,983	24,284	699	-	-	-	-
Tupelo	32	32	-	-	-	-	-
Sycamore	3,730	3,730	-	-	-	-	-
Cottonwood	1,839	1,839	-	-	-	-	-
Aspen	29	29	-	-	-	-	-
Black cherry	1,970	1,970	-	-	-	-	-
Red oak group	33,488	32,294	1,194	-	-	-	-
White oak group	16,106	15,179	927	-	-	-	-
Sassafras	193	193	-	-	-	-	-
Basswood	321	321	-	-	-	-	-
Elm	835	699	136	-	-	-	-
Total	120,133	115,794	4,338	-	-	1	-
All species	120,313	115,975	4,338	-	-	1	-

(Table 9 continued on next page)

(Table 9 continued)

Species group	Total	NORTHERN UNIT					
		Destination					
		Indiana	Kentucky	Michigan	Ohio	Tennessee	Other countries
Softwoods							
Eastern redcedar	250	250	--	--	--	--	--
Red pine	1	1	--	--	--	--	--
White pine	62	62	--	--	--	--	--
Total	313	313	--	--	--	--	--
Hardwoods							
Soft maple	6,748	6,583	--	81	84	--	--
Hard maple	7,716	7,428	--	109	180	--	--
River birch	5	5	--	--	--	--	--
Hickory	4,101	4,043	--	15	43	--	--
Hackberry	640	640	--	--	--	--	--
Beech	1,547	1,519	--	--	29	--	--
Ash	5,526	5,165	--	95	266	--	--
Black walnut	5,681	4,556	--	--	1,125	1	--
Sweetgum	94	94	--	--	--	--	--
Yellow-poplar	7,071	7,036	--	--	35	--	--
Sycamore	1,752	1,700	--	--	52	--	--
Cottonwood	3,519	3,510	--	--	9	--	--
Black cherry	5,400	5,321	--	66	13	--	--
Red oak group	20,438	19,296	--	150	991	--	--
White oak group	14,547	13,840	--	50	657	--	--
Black locust	5	5	--	--	--	--	--
Sassafras	80	80	--	--	--	--	--
Basswood	1,905	1,782	--	15	108	--	--
Elm	509	495	--	--	14	--	--
Kentucky coffeetree	34	34	--	--	--	--	--
Total	87,318	83,131	--	582	3,604	1	--
All species	87,631	83,444	--	582	3,604	1	--

(Table 9 continued on next page)

(Table 9 continued)

UPLAND FLATS UNIT

Species group	Total	Destination					
		Indiana	Kentucky	Michigan	Ohio	Tennessee	Other countries
Softwoods							
Eastern redcedar	63	63	--	--	--	--	--
Shortleaf pine	28	28	--	--	--	--	--
Red pine	3	3	--	--	--	--	--
White pine	126	126	--	--	--	--	--
Virginia pine	47	47	--	--	--	--	--
Total	267	267	--	--	--	--	--
Hardwoods							
Soft maple	873	873	--	--	--	--	--
Hard maple	2,123	2,091	--	--	31	--	--
River birch	9	9	--	--	--	--	--
Hickory	1,120	1,107	--	--	13	--	--
Hackberry	9	9	--	--	--	--	--
Beech	930	927	--	--	2	--	--
Ash	2,813	2,338	184	--	291	--	--
Black walnut	539	449	--	--	90	--	--
Sweetgum	589	589	--	--	--	--	--
Yellow-poplar	7,867	7,806	--	--	61	--	--
Sycamore	719	686	--	--	33	--	--
Cottonwood	163	162	--	--	1	--	--
Black cherry	654	652	--	--	2	--	--
Red oak group	9,768	9,305	--	--	463	--	--
White oak group	5,721	5,369	--	--	352	--	--
Sassafras	15	15	--	--	--	--	--
Basswood	84	73	--	--	11	--	--
Elm	43	20	20	--	3	--	--
Total	34,040	32,482	204	--	1,355	--	--
All species	34,308	32,749	204	--	1,355	--	--

* Less than 500 board feet.

Table may not sum due to rounding.

Table 9a.--Saw log production (Doyle rule) by Forest Survey Unit, species group, and destination, Indiana, 2000

(In thousand board feet)

Species group	ALL UNITS						
	Total	Destination					
		Indiana	Kentucky	Michigan	Ohio	Tennessee	Other countries
Softwoods							
Eastern redcedar	1,307	1,307	--	--	--	--	--
Jack pine	4	4	--	--	--	--	--
Shortleaf pine	259	259	--	--	--	--	--
Red pine	100	100	--	--	--	--	--
White pine	442	442	--	--	--	--	--
Virginia pine	200	200	--	--	--	--	--
Total	2,312	2,312	--	--	--	--	--
Hardwoods							
Soft maple	14,533	14,384	--	59	61	--	29
Hard maple	24,422	23,405	342	79	153	--	443
River birch	127	127	--	--	--	--	--
Hickory	19,739	18,934	754	11	41	--	--
Pecan	200	200	--	--	--	--	--
Hackberry	1,035	1,035	--	--	--	--	--
Persimmon	4	*	4	--	--	--	--
Beech	6,923	6,901	--	--	22	--	--
Ash	18,555	17,486	460	69	404	--	137
Black walnut	10,164	8,607	659	--	880	1	16
Sweetgum	3,587	3,587	--	--	--	--	--
Yellow-poplar	57,444	56,200	952	--	70	--	222
Tupelo	28	28	--	--	--	--	--
Sycamore	7,446	7,384	--	--	62	--	--
Cottonwood	5,459	5,452	--	--	7	--	--
Aspen	26	26	--	--	--	--	--
Black cherry	9,184	9,089	--	48	11	--	36
Red oak group	87,795	84,360	1,858	109	1,054	--	414
White oak group	45,897	43,337	1,588	36	731	--	205
Black locust	3	3	--	--	--	--	--
Sassafras	398	398	--	--	--	--	--
Basswood	1,969	1,872	--	11	86	--	--
Elm	1,342	1,117	213	--	12	--	--
Kentucky coffeetree	25	25	--	--	--	--	--
Total	316,303	303,955	6,830	422	3,593	1	1,502
All species	318,615	306,266	6,830	422	3,593	1	1,502

(Table 9a continued on next page)

(Table 9a continued)

KNOBS UNIT

Species group	Total	Destination					
		Indiana	Kentucky	Michigan	Ohio	Tennessee	Other countries
Softwoods							
Eastern redcedar	1,055	1,055	--	--	--	--	--
Jack pine	2	2	--	--	--	--	--
Shortleaf pine	237	237	--	--	--	--	--
Red pine	51	51	--	--	--	--	--
White pine	251	251	--	--	--	--	--
Virginia pine	166	166	--	--	--	--	--
Total	1,760	1,760	--	--	--	--	--
Hardwoods							
Soft maple	4,836	4,807	--	--	--	--	29
Hard maple	12,534	11,842	249	--	--	--	443
River birch	79	79	--	--	--	--	--
Hickory	9,042	8,602	440	--	--	--	--
Pecan	80	80	--	--	--	--	--
Hackberry	189	189	--	--	--	--	--
Persimmon	2	*	2	--	--	--	--
Beech	3,135	3,135	--	--	--	--	--
Ash	7,730	7,456	137	--	--	--	137
Black walnut	3,465	3,193	256	--	--	*	16
Sweetgum	1,915	1,915	--	--	--	--	--
Yellow-poplar	28,515	27,847	446	--	--	--	222
Tupelo	5	5	--	--	--	--	--
Sycamore	2,952	2,952	--	--	--	--	--
Cottonwood	1,459	1,459	--	--	--	--	--
Aspen	5	5	--	--	--	--	--
Black cherry	3,369	3,333	--	--	--	--	36
Red oak group	41,639	40,232	993	--	--	--	414
White oak group	19,539	18,418	916	--	--	--	205
Sassafras	189	189	--	--	--	--	--
Basswood	294	294	--	--	--	--	--
Elm	337	237	100	--	--	--	--
Total	141,310	136,269	3,539	--	--	*	1,502
All species	143,070	138,029	3,539	--	--	*	1,502

(Table 9a continued on next page)

(Table 9a continued)

Species group	Total	Destination					Other countries
		Indiana	Kentucky	Michigan	Ohio	Tennessee	
Softwoods							
Eastern redcedar	25	25	--	--	--	--	--
Jack pine	2	2	--	--	--	--	--
Shortleaf pine	2	2	--	--	--	--	--
Red pine	47	47	--	--	--	--	--
White pine	55	55	--	--	--	--	--
Total	131	131	--	--	--	--	--
Hardwoods							
Soft maple	4,175	4,175	--	--	--	--	--
Hard maple	4,758	4,665	92	--	--	--	--
River birch	37	37	--	--	--	--	--
Hickory	6,914	6,600	314	--	--	--	--
Pecan	120	120	--	--	--	--	--
Hackberry	376	376	--	--	--	--	--
Persimmon	2	*	2	--	--	--	--
Beech	1,993	1,993	--	--	--	--	--
Ash	4,782	4,593	189	--	--	--	--
Black walnut	2,192	1,788	404	--	--	1	--
Sweetgum	1,176	1,176	--	--	--	--	--
Yellow-poplar	18,104	17,597	506	--	--	--	--
Tupelo	23	23	--	--	--	--	--
Sycamore	2,703	2,703	--	--	--	--	--
Cottonwood	1,333	1,333	--	--	--	--	--
Aspen	21	21	--	--	--	--	--
Black cherry	1,428	1,428	--	--	--	--	--
Red oak group	24,267	23,402	865	--	--	--	--
White oak group	11,671	10,999	672	--	--	--	--
Sassafras	140	140	--	--	--	--	--
Basswood	233	233	--	--	--	--	--
Elm	605	507	99	--	--	--	--
Total	87,053	83,909	3,143	--	--	1	--
All species	87,184	84,040	3,143	--	--	1	--

(Table 9a continued on next page)

(Table 9a continued)

NORTHERN UNIT

Species group	Total	Destination					Other countries
		Indiana	Kentucky	Michigan	Ohio	Tennessee	
Softwoods							
Eastern redcedar	181	181	--	--	--	--	--
Red pine	1	1	--	--	--	--	--
White pine	45	45	--	--	--	--	--
Total	227	227	--	--	--	--	--
Hardwoods							
Soft maple	4,890	4,770	--	59	61	--	--
Hard maple	5,591	5,382	--	79	130	--	--
River birch	4	4	--	--	--	--	--
Hickory	2,971	2,929	--	11	31	--	--
Hackberry	464	464	--	--	--	--	--
Beech	1,121	1,100	--	--	21	--	--
Ash	4,005	3,743	--	69	193	--	--
Black walnut	4,117	3,301	--	--	816	*	--
Sweetgum	68	68	--	--	--	--	--
Yellow-poplar	5,124	5,099	--	--	25	--	--
Sycamore	1,269	1,232	--	--	37	--	--
Cottonwood	2,550	2,543	--	--	7	--	--
Black cherry	3,913	3,856	--	48	9	--	--
Red oak group	14,810	13,983	--	109	718	--	--
White oak group	10,541	10,029	--	36	476	--	--
Black locust	3	3	--	--	--	--	--
Sassafras	58	58	--	--	--	--	--
Basswood	1,381	1,292	--	11	78	--	--
Elm	369	359	--	--	10	--	--
Kentucky coffeetree	25	25	--	--	--	--	--
Total	63,274	60,240	--	422	2,612	*	--
All species	63,501	60,466	--	422	2,612	*	--

(Table 9a continued on next page)

(Table 9a continued)

UPLAND FLATS UNIT

Species group	Total	Destination					
		Indiana	Kentucky	Michigan	Ohio	Tennessee	Other countries
Softwoods							
Eastern redcedar	46	46	--	--	--	--	--
Shortleaf pine	20	20	--	--	--	--	--
Red pine	3	3	--	--	--	--	--
White pine	91	91	--	--	--	--	--
Virginia pine	34	34	--	--	--	--	--
Total	194	194	--	--	--	--	--
Hardwoods							
Soft maple	632	632	--	--	--	--	--
Hard maple	1,538	1,515	--	--	23	--	--
River birch	7	7	--	--	--	--	--
Hickory	812	802	--	--	10	--	--
Hackberry	7	7	--	--	--	--	--
Beech	674	672	--	--	2	--	--
Ash	2,039	1,694	134	--	211	--	--
Black walnut	390	326	--	--	65	--	--
Sweetgum	427	427	--	--	--	--	--
Yellow-poplar	5,701	5,657	--	--	44	--	--
Sycamore	521	497	--	--	24	--	--
Cottonwood	118	118	--	--	*	--	--
Black cherry	474	472	--	--	2	--	--
Red oak group	7,079	6,743	--	--	335	--	--
White oak group	4,146	3,891	--	--	255	--	--
Sassafras	11	11	--	--	--	--	--
Basswood	61	53	--	--	8	--	--
Elm	31	15	14	--	3	--	--
Total	24,667	23,537	148	--	982	--	--
All species	24,861	23,731	148	--	982	--	--

* Less than 500 board feet.

Table may not sum due to rounding.

Table 10.--Saw log production (International 1/4-inch rule) by Forest Survey Unit, county, and species group, Indiana, 2000

(In thousand board feet)

Forest Survey Unit and county	All species	Species group						Total softwoods	Hardwoods							
		Eastern redcedar	Jack pine	Shortleaf pine	Red pine	White pine	Virginia pine		Soft maple	Hard maple	River birch	Hickory	Pecan	Hackberry	Persim- mon	Beech
Knobs Unit																
Brown	9,978	-	-	-	-	-	-	-	334	435	1	1,020	-	-	-	174
Clark	5,069	-	-	121	-	22	44	187	218	764	-	31	-	-	-	40
Crawford	10,180	299	*	*	-	17	-	316	241	1,191	*	327	-	3	*	305
Dubois	13,848	2	*	*	11	11	-	25	549	1,093	7	1,055	28	42	*	303
Floyd	2,225	105	-	-	-	23	44	172	121	104	-	8	-	-	-	37
Harrison	14,421	454	-	-	3	18	-	476	473	2,207	9	405	-	9	1	281
Jackson	16,341	*	-	-	10	24	47	81	508	1,120	27	1,037	-	27	-	482
Lawrence	14,724	-	*	*	1	-	-	1	508	1,221	3	1,276	-	4	-	471
Monroe	10,534	-	-	-	-	-	-	-	341	654	2	795	-	5	-	228
Morgan	11,417	-	-	-	-	-	-	-	369	792	-	851	-	-	-	106
Orange	14,980	105	*	*	10	11	-	126	542	1,355	7	913	28	11	-	475
Owen	21,920	-	-	-	-	-	-	-	659	1,444	1	2,085	-	49	-	322
Perry	7,033	37	*	*	-	14	-	51	202	746	*	400	-	23	*	153
Scott	6,062	*	-	76	3	23	47	150	349	367	9	171	-	9	-	155
Spencer	8,783	314	*	*	11	135	-	460	296	912	7	747	28	27	2	275
Warrick	7,211	35	*	*	10	23	-	68	254	516	7	396	28	22	*	89
Washington	22,712	105	-	128	10	25	47	314	710	2,378	27	961	-	30	-	431
Total	197,437	1,456	2	327	70	346	229	2,429	6,673	17,297	110	12,478	110	261	3	4,326
Lower Wabash Unit																
Clay	15,230	-	-	-	-	-	-	-	595	937	-	806	-	60	-	260
Daviess	9,360	-	*	*	10	10	-	20	582	343	7	709	28	25	-	367
Gibson	3,313	-	*	*	11	11	-	23	278	105	7	502	28	26	-	92
Greene	17,562	-	*	*	1	-	-	1	758	1,003	4	2,264	-	11	-	440
Knox	4,586	-	*	*	10	10	-	20	368	171	7	450	28	28	-	110
Martin	9,668	-	*	*	10	10	-	20	497	556	7	746	28	9	*	376
Parke	14,297	-	-	-	1	-	-	1	456	806	3	629	-	73	-	151
Pike	7,072	-	*	*	11	11	-	23	402	411	7	855	28	25	2	181
Posey	1,563	-	*	*	-	-	-	1	156	5	*	142	-	14	-	40
Putnam	12,566	-	-	-	-	-	-	-	430	793	-	538	-	46	-	159
Sullivan	5,513	-	*	*	-	-	-	1	380	379	*	734	-	9	-	235
Vanderburgh	2,553	35	*	*	11	25	-	71	205	114	7	204	28	22	1	77
Vermillion	2,664	-	-	-	-	-	-	-	102	124	-	134	-	26	-	34
Vigo	14,367	-	-	-	-	-	-	-	553	819	-	829	-	145	-	229
Total	120,313	35	3	3	64	76	-	181	5,761	6,566	51	9,542	166	519	3	2,751

(Table 10 continued on next page)

(Table 10 continued)

Forest Survey Unit and county	All species	Species group						Total softwoods	Hardwoods							
		Eastern redcedar	Jack pine	Shortleaf pine	Red pine	White pine	Virginia pine		Soft maple	Hard maple	River birch	Hickory	Pecan	Hackberry	Persim- mon	Beech
Northern Unit																
Adams	1,344	-	-	-	-	-	-	86	89	-	69	-	30	-	37	
Allen	3,533	-	-	-	-	-	-	267	376	-	174	-	38	-	55	
Bartholomew	4,475	-	-	-	1	-	1	107	281	3	302	-	3	-	13	
Benton	729	-	-	-	-	-	-	132	5	-	8	-	-	-	4	
Blackford	276	-	-	-	-	-	-	31	31	-	13	-	-	-	-	
Boone	875	-	-	-	-	-	-	52	53	-	54	-	33	-	54	
Carroll	2,308	-	-	-	-	3	3	270	226	-	92	-	33	-	71	
Cass	3,260	-	-	-	-	3	3	367	289	-	119	-	34	-	100	
Clinton	879	-	-	-	-	-	-	54	62	-	56	-	33	-	50	
De Kalb	4,456	-	-	-	-	-	-	348	577	-	251	-	38	-	104	
Decatur	3,494	-	-	-	-	-	-	96	216	-	118	-	7	-	106	
Delaware	236	-	-	-	-	-	-	4	13	-	6	-	-	-	1	
Elkhart	3,090	175	-	-	-	3	178	347	293	1	163	-	12	-	78	
Fountain	2,902	-	-	-	-	3	3	82	80	-	119	-	28	-	23	
Fulton	1,678	-	-	-	-	3	3	222	112	-	41	-	1	-	18	
Grant	623	-	-	-	-	-	-	41	48	-	22	-	-	-	-	
Hamilton	795	-	-	-	-	-	-	52	53	-	50	-	33	-	50	
Hancock	340	-	-	-	-	-	-	-	9	-	4	-	-	-	4	
Hendricks	2,039	-	-	-	-	-	-	85	178	-	110	-	7	-	10	
Henry	588	-	-	-	-	-	-	9	36	-	14	-	-	-	3	
Howard	974	-	-	-	-	-	-	62	63	-	57	-	33	-	59	
Huntington	1,234	-	-	-	-	-	-	108	203	-	51	-	5	-	24	
Jasper	546	-	-	-	-	-	-	92	6	-	6	-	-	-	-	
Jay	110	-	-	-	-	-	-	2	1	-	-	-	*	-	1	
Johnson	2,880	-	-	-	-	-	-	114	186	-	225	-	-	-	21	
Kosciusko	3,008	-	-	-	-	3	3	265	374	-	112	-	5	-	28	
La Grange	4,084	25	-	-	-	*	25	403	517	-	209	-	9	-	53	
La Porte	1,943	-	-	-	-	10	10	240	225	-	94	-	-	-	19	
Lake	1,054	-	-	-	-	-	-	94	99	-	51	-	-	-	-	
Madison	287	-	-	-	-	-	-	12	13	-	10	-	7	-	10	
Marion	1,080	-	-	-	-	-	-	47	84	1	10	-	-	-	1	
Marshall	2,110	-	-	-	-	4	4	188	243	-	75	-	19	-	24	
Miami	3,321	-	-	-	-	3	3	206	565	-	137	-	10	-	49	
Montgomery	3,469	-	-	-	-	3	3	128	147	-	323	-	57	-	55	
Newton	647	-	-	-	-	-	-	132	5	-	4	-	-	-	-	
Noble	3,380	-	-	-	-	-	-	244	394	-	169	-	20	-	59	
Porter	372	-	-	-	-	-	-	11	25	-	20	-	-	-	-	
Pulaski	1,264	-	-	-	-	3	3	170	47	-	24	-	-	-	-	
Randolph	80	-	-	-	-	-	-	-	1	-	-	-	-	-	-	
Rush	683	-	-	-	-	-	-	23	42	-	28	-	-	-	2	
Shelby	662	-	-	-	-	-	-	7	30	-	12	-	-	-	2	
St. Joseph	1,853	25	-	-	-	-	25	183	227	-	82	-	5	-	22	
Starke	1,453	-	-	-	-	3	3	181	70	-	43	-	-	-	-	
Steuben	3,337	25	-	-	-	-	25	279	339	-	174	-	30	-	93	
Tippicanoe	1,998	-	-	-	-	4	4	216	73	-	72	-	33	-	60	
Tipton	868	-	-	-	-	-	-	52	64	-	50	-	33	-	50	
Wabash	1,379	-	-	-	-	3	3	131	226	-	46	-	1	-	32	
Warren	745	-	-	-	-	4	4	54	21	-	29	-	7	-	19	
Wayne	647	-	-	-	-	-	-	19	45	-	23	-	-	-	16	
Wells	274	-	-	-	-	-	-	14	15	-	10	-	10	-	4	
White	1,082	-	-	-	-	3	3	164	29	-	20	-	7	-	10	
Whitley	2,887	-	-	-	-	3	3	256	307	-	151	-	18	-	55	
Total	87,631	250	-	-	1	62	-	313	6,748	7,716	5	4,101	-	640	-	1,547

(Table 10 continued on next page)

(Table 10 continued)

Forest Survey Unit and county	All species	Species group						Total softwoods	Hardwoods							
		Eastern redcedar	Jack pine	Shortleaf pine	Red pine	White pine	Virginia pine		Soft maple	Hard maple	River birch	Hickory	Pecan	Hackberry	Persim- mon	Beech
Upland Flats Unit																
Dearborn	2,537	3	-	-	-	-	-	3	104	170	-	79	-	-	-	65
Fayette	1,559	-	-	-	-	-	-	-	81	148	-	94	-	-	-	53
Franklin	4,051	2	-	-	-	-	-	2	98	273	-	112	-	-	-	146
Jefferson	4,405	3	-	14	-	102	-	119	143	409	-	67	-	-	-	48
Jennings	13,582	1	-	14	3	-	-	18	197	727	9	503	-	9	-	386
Ohio	780	-	-	-	-	-	-	-	15	81	-	24	-	-	-	-
Ripley	5,166	1	-	-	-	23	47	71	132	182	-	158	-	-	-	150
Switzerland	835	53	-	-	-	1	-	53	25	36	-	7	-	-	-	1
Union	1,391	-	-	-	-	-	-	-	78	98	-	78	-	-	-	80
Total	34,308	63	-	28	3	126	47	267	873	2,123	9	1,120	-	9	-	930
State total	439,688	1,804	5	357	138	610	276	3,190	20,056	33,702	175	27,240	276	1,429	6	9,554

(Table 10 continued on next page)

(Table 10 continued)

Forest Survey Unit and county	Hardwoods															Total	
	Ash	Black walnut	Sweetgum	Yellow-poplar	Tupelo	Sycamore	Cottonwood	Aspen	Black cherry	Red oak group	White oak group	Black locust	Sassafras	Basswood	Elm		Kentucky coffeetree
Knobs Unit																	
Brown	333	394	90	1,652	-	239	91	-	272	3,202	1,685	-	25	32	1	-	9,978
Clark	270	90	95	924	-	33	66	-	134	1,445	745	-	4	24	-	-	4,882
Crawford	734	116	35	1,843	*	209	3	-	150	3,057	1,606	-	13	11	18	-	9,864
Dubois	1,042	249	279	2,914	2	385	134	1	184	3,743	1,694	-	13	21	85	-	13,823
Floyd	114	75	71	383	-	10	66	-	70	521	446	-	4	24	-	-	2,052
Harrison	1,193	240	52	2,284	-	142	72	-	351	4,029	2,136	-	9	45	9	-	13,945
Jackson	454	306	251	3,434	-	231	359	-	331	5,509	2,109	-	24	18	32	-	16,260
Lawrence	843	355	243	2,869	2	452	116	1	272	4,414	1,615	-	3	9	46	-	14,723
Monroe	376	345	96	2,467	-	205	100	-	275	3,229	1,369	-	14	22	11	-	10,534
Morgan	431	751	25	2,634	-	68	22	-	497	3,320	1,465	-	37	49	1	-	11,417
Orange	916	300	239	3,241	2	406	138	1	300	4,294	1,602	-	2	45	38	-	14,854
Owen	1,116	784	110	5,474	-	600	156	2	450	5,835	2,618	-	58	56	101	-	21,920
Perry	520	167	131	957	*	152	29	-	181	1,925	1,323	-	15	45	14	-	6,982
Scott	231	97	269	1,358	-	256	142	-	121	1,720	644	-	6	-	9	-	5,912
Spencer	659	117	115	1,094	*	166	47	-	167	2,247	1,381	-	15	-	21	-	8,322
Warrick	453	60	142	1,705	*	146	112	-	71	2,137	982	-	1	-	22	-	7,143
Washington	983	337	402	4,118	-	373	362	-	823	6,836	3,547	-	18	6	56	-	22,398
Total	10,667	4,782	2,642	39,350	6	4,074	2,013	6	4,649	57,462	26,964	-	261	406	465	-	195,007
Lower Wabash Unit																	
Clay	914	316	50	3,817	1	353	154	2	305	4,672	1,846	-	7	75	60	-	15,230
Daviess	448	248	278	1,883	3	429	133	3	124	2,639	1,019	-	1	-	72	-	9,340
Gibson	206	24	119	422	3	159	96	3	26	711	475	-	-	-	8	-	3,290
Greene	656	505	221	3,394	2	494	151	1	260	4,849	2,378	-	5	9	155	-	17,561
Knox	276	79	105	615	3	164	152	3	96	1,208	688	-	7	-	7	-	4,566
Martin	471	229	191	1,963	3	299	103	3	148	2,761	1,204	-	-	-	56	-	9,648
Parke	760	492	66	4,028	-	474	305	-	218	3,984	1,595	-	82	87	86	-	14,295
Pike	535	179	211	1,110	3	278	139	3	99	1,676	880	-	4	-	21	-	7,049
Posey	88	11	31	178	3	80	55	3	11	379	366	-	-	-	*	-	1,562
Putnam	668	497	51	3,551	1	303	160	1	314	3,663	1,223	-	46	53	67	-	12,566
Sullivan	216	89	105	941	3	177	64	3	80	1,283	690	-	3	8	116	-	5,513
Vanderburgh	179	25	69	305	3	102	89	3	29	521	492	-	*	-	8	-	2,482
Vermillion	106	49	50	606	-	133	106	-	36	750	375	-	1	27	6	-	2,664
Vigo	1,078	281	77	2,169	3	285	132	3	224	4,393	2,874	-	38	61	174	-	14,367
Total	6,599	3,025	1,623	24,983	32	3,730	1,839	29	1,970	33,488	16,106	-	193	321	835	-	120,133

(Table 10 continued on next page)

(Table 10 continued)

Forest Survey Unit and county	Hardwoods															Total	
	Ash	Black walnut	Sweetgum	Yellow-poplar	Tupelo	Sycamore	Cotton-wood	Aspen	Black cherry	Red oak group	White oak group	Black locust	Sassafras	Basswood	Elm		Kentucky coffeetree
Northern Unit																	
Adams	132	65	--	27	--	54	44	--	25	361	280	--	--	36	10	--	1,344
Allen	346	377	--	70	--	78	67	--	131	871	566	--	--	86	27	4	3,533
Bartholomew	150	206	13	694	--	40	21	--	202	1,564	861	--	4	7	3	--	4,474
Benton	6	4	--	46	--	5	137	--	8	171	204	--	--	--	--	--	729
Blackford	12	6	--	4	--	14	8	--	6	59	90	--	--	--	--	--	276
Boone	54	56	--	94	--	41	57	--	56	92	129	--	--	50	--	--	875
Carroll	107	154	--	110	--	47	219	--	153	382	332	--	--	90	19	--	2,305
Cass	146	202	*	178	--	76	364	--	217	537	465	--	1	119	42	--	3,257
Clinton	58	60	--	73	--	37	52	--	58	102	132	--	1	51	--	--	879
De Kalb	366	401	--	141	--	117	107	--	175	982	693	--	1	99	51	4	4,456
Decatur	257	37	10	544	--	78	36	--	77	1,067	823	--	--	14	9	--	3,494
Delaware	19	8	--	30	--	1	--	--	11	66	75	--	--	1	1	--	236
Elkhart	166	89	8	326	--	61	69	--	233	629	317	2	7	76	32	4	2,911
Fountain	117	225	29	604	--	153	198	--	41	742	412	--	4	35	7	--	2,899
Fulton	61	68	*	70	--	20	177	--	133	363	329	--	1	46	11	--	1,675
Grant	62	55	--	11	--	16	9	--	13	162	175	--	--	7	3	--	623
Hamilton	54	55	--	52	--	37	52	--	55	83	120	--	--	50	--	--	795
Hancock	15	19	--	18	--	2	--	--	19	68	177	--	--	7	--	--	340
Hendricks	90	197	--	372	--	8	10	--	162	595	195	--	4	18	--	--	2,039
Henry	58	35	--	71	--	2	--	--	31	136	186	--	--	5	3	--	588
Howard	64	64	*	70	--	48	86	--	64	101	138	--	*	58	8	--	974
Huntington	70	127	--	70	--	14	25	--	102	200	173	--	--	36	22	4	1,234
Jasper	7	2	--	6	--	1	92	--	8	147	179	--	--	--	--	--	546
Jay	3	2	--	2	--	3	--	--	2	29	65	--	--	--	--	--	110
Johnson	109	188	--	559	--	3	--	--	164	890	399	--	9	13	--	--	2,880
Kosciusko	241	311	--	132	--	11	13	--	298	694	427	--	5	66	22	4	3,005
La Grange	367	383	--	177	--	32	30	--	301	904	514	*	10	108	41	1	4,059
La Porte	134	79	--	144	--	10	13	--	225	440	226	--	5	62	17	--	1,933
Lake	99	21	--	51	--	1	--	--	147	310	154	--	9	19	--	--	1,054
Madison	14	15	--	12	--	10	12	--	15	55	92	--	--	10	--	--	287
Marion	57	62	--	241	--	4	--	--	66	296	208	--	--	2	--	--	1,080
Marshall	90	133	--	133	--	26	6	--	203	671	217	--	1	60	16	--	2,106
Miami	215	258	2	189	--	50	70	--	526	772	177	--	2	77	13	--	3,318
Montgomery	182	167	24	580	--	165	152	--	89	834	479	--	--	80	4	--	3,466
Newton	6	2	--	4	--	1	132	--	6	161	193	--	--	--	--	--	647
Noble	321	364	--	98	--	56	61	--	162	782	537	*	1	76	32	4	3,380
Porter	26	4	--	20	--	1	1	--	31	113	117	--	1	2	--	--	372
Pulaski	39	36	--	31	--	1	141	--	91	394	266	--	1	20	--	--	1,261
Randolph	2	3	--	2	--	1	--	--	2	16	52	--	--	--	--	--	80
Rush	104	20	--	98	--	18	--	--	23	136	181	--	--	7	2	--	683
Shelby	44	19	--	64	--	2	--	--	23	172	281	--	--	2	2	--	662
St. Joseph	116	110	--	136	--	14	25	--	175	436	221	2	5	53	15	1	1,828
Starke	51	43	--	52	--	1	140	--	114	329	404	--	1	20	--	--	1,450
Steuben	258	277	--	114	--	103	109	--	150	748	517	*	5	73	38	4	3,312
Tippecanoe	109	111	--	130	--	72	287	--	71	329	365	--	--	59	6	--	1,994
Tipton	65	62	--	63	--	37	52	--	62	98	131	--	--	50	--	--	868
Wabash	69	128	*	75	--	30	44	--	134	223	171	--	*	44	21	--	1,376
Warren	29	24	--	98	--	67	179	--	17	63	122	--	--	10	--	--	741
Wayne	55	35	7	62	--	17	7	--	29	127	199	--	--	4	2	--	647
Wells	31	8	--	--	--	5	2	--	8	75	82	--	--	10	--	--	274
White	33	18	--	24	--	10	152	--	74	263	263	--	1	12	--	--	1,079
Whitley	240	286	--	100	--	54	60	--	211	600	435	--	1	79	29	4	2,883
Total	5,526	5,681	94	7,071	--	1,752	3,519	--	5,400	20,438	14,547	5	80	1,905	509	34	87,318

(Table 10 continued on next page)

(Table 10 continued)

Forest Survey Unit and county	Hardwoods														Total		
	Ash	Black walnut	Sweetgum	Yellow- poplar	Tupelo	Sycamore	Cotton- wood	Aspen	Black cherry	Red oak group	White oak group	Black locust	Sassafras	Basswood		Elm	Kentucky coffeetree
Upland Flats Unit																	
Dearborn	406	149	21	515	--	47	3	--	78	558	313	--	1	25	--	--	2,534
Fayette	151	63	--	203	--	53	--	--	76	259	361	--	1	13	3	--	1,559
Franklin	489	84	7	852	--	79	9	--	94	1,018	770	--	2	13	2	--	4,048
Jefferson	166	61	82	1,173	--	95	--	--	125	1,324	588	--	2	3	1	--	4,286
Jennings	919	84	310	3,270	--	279	72	--	141	4,452	2,155	--	6	13	32	--	13,564
Ohio	21	27	--	153	--	2	--	--	22	212	217	--	3	3	--	--	780
Ripley	412	36	162	1,266	--	105	71	--	86	1,454	868	--	--	8	4	--	5,095
Switzerland	44	13	--	206	--	3	--	--	16	248	180	--	--	1	1	--	781
Union	206	21	7	228	--	56	7	--	16	244	268	--	--	5	--	--	1,391
Total	2,813	539	589	7,867	--	719	163	--	654	9,768	5,721	--	15	84	43	--	34,040
State total	25,606	14,027	4,949	79,272	38	10,275	7,534	36	12,674	121,157	63,337	5	549	2,717	1,852	34	436,498

* Less than 500 board feet.

Table may not sum due to rounding.

Table 10a.--Saw log production (Doyle rule) by Forest Survey Unit, county, and species group, Indiana, 2000

(In thousand board feet)

Forest Survey Unit and county	All species	Species group						Total softwoods	Hardwoods							
		Eastern redcedar	Jack pine	Shortleaf pine	Red pine	White pine	Virginia pine		Soft maple	Hard maple	River birch	Hickory	Pecan	Hackberry	Persim- mon	Beech
Knobs Unit																
Brown	7,230	-	-	-	-	-	-	-	242	315	1	739	-	-	-	126
Clark	3,673	-	-	88	-	16	32	136	158	553	-	22	-	-	-	29
Crawford	7,377	217	*	*	-	12	-	229	175	863	*	237	-	2	*	221
Dubois	10,034	2	*	*	8	8	-	18	398	792	5	764	20	31	*	220
Floyd	1,612	76	-	-	-	17	32	125	88	75	-	6	-	-	-	27
Harrison	10,450	329	-	-	3	13	-	345	343	1,599	7	294	-	7	1	203
Jackson	11,842	*	-	-	8	17	34	59	368	811	20	752	-	20	-	349
Lawrence	10,670	-	*	*	1	-	-	1	368	885	2	925	-	3	-	341
Monroe	7,633	-	-	-	-	-	-	-	247	474	2	576	-	4	-	165
Morgan	8,273	-	-	-	-	-	-	-	268	574	-	617	-	-	-	77
Orange	10,855	76	*	*	7	8	-	91	393	982	5	662	20	8	-	344
Owen	15,884	-	-	-	-	-	-	-	477	1,046	1	1,511	-	36	-	234
Perry	5,096	27	*	*	-	10	-	37	147	540	*	290	-	17	*	111
Scott	4,393	*	-	55	3	17	34	109	253	266	7	124	-	7	-	112
Spencer	6,364	227	*	*	8	98	-	334	214	661	5	541	20	20	1	199
Warrick	5,225	25	*	*	7	17	-	50	184	374	5	287	20	16	*	65
Washington	16,458	76	-	93	8	18	34	228	515	1,723	20	696	-	22	-	313
Total	143,070	1,055	2	237	51	251	166	1,760	4,836	12,534	79	9,042	80	189	2	3,135
Lower Wabash Unit																
Clay	11,036	-	-	-	-	-	-	-	431	679	-	584	-	43	-	189
Daviess	6,783	-	*	*	7	7	-	14	422	249	5	514	20	18	-	266
Gibson	2,401	-	*	*	8	8	-	16	202	76	5	364	20	19	-	67
Greene	12,726	-	*	*	1	-	-	1	549	727	3	1,641	-	8	-	319
Knox	3,323	-	*	*	7	7	-	14	266	124	5	326	20	21	-	80
Martin	7,006	-	*	*	7	7	-	14	360	403	5	541	20	7	*	272
Parke	10,360	-	-	-	1	-	-	1	331	584	2	456	-	53	-	109
Pike	5,125	-	*	*	8	8	-	16	292	297	5	619	20	18	2	131
Posey	1,132	-	*	*	-	-	-	*	113	4	*	103	-	10	-	29
Putnam	9,105	-	-	-	-	-	-	-	312	575	-	390	-	33	-	115
Sullivan	3,995	-	*	*	-	-	-	*	275	275	*	532	-	6	-	170
Vanderburgh	1,850	25	*	*	8	18	-	52	148	83	5	148	20	16	*	56
Vermillion	1,931	-	-	-	-	-	-	-	74	90	-	97	-	19	-	25
Vigo	10,411	-	-	-	-	-	-	-	401	593	-	601	-	105	-	166
Total	87,184	25	2	2	47	55	-	131	4,175	4,758	37	6,914	120	376	2	1,993

(Table 10a continued on next page)

(Table 10a continued)

Forest Survey Unit and county	All species	Species group						Total softwoods	Hardwoods							
		Eastern redcedar	Jack pine	Shortleaf pine	Red pine	White pine	Virginia pine		Soft maple	Hard maple	River birch	Hickory	Pecan	Hackberry	Persimmon	Beech
Northern Unit																
Adams	974	-	-	-	-	-	-	62	65	-	50	-	22	-	27	
Allen	2,560	-	-	-	-	-	-	193	273	-	126	-	27	-	40	
Bartholomew	3,243	-	-	-	1	-	1	77	204	2	219	-	2	-	10	
Benton	528	-	-	-	-	-	-	96	4	-	6	-	-	-	3	
Blackford	200	-	-	-	-	-	-	22	23	-	10	-	-	-	-	
Boone	634	-	-	-	-	-	-	38	39	-	39	-	24	-	39	
Carroll	1,673	-	-	-	-	2	2	196	164	-	66	-	24	-	51	
Cass	2,362	-	-	-	2	-	2	266	209	-	86	-	25	-	73	
Clinton	637	-	-	-	-	-	-	39	45	-	40	-	24	-	36	
De Kalb	3,229	-	-	-	-	-	-	252	418	-	182	-	28	-	75	
Decatur	2,532	-	-	-	-	-	-	70	156	-	85	-	5	-	77	
Delaware	171	-	-	-	-	-	-	3	9	-	4	-	-	-	1	
Elkhart	2,239	127	-	-	-	2	129	251	212	1	118	-	9	-	56	
Fountain	2,103	-	-	-	-	2	2	59	58	-	87	-	20	-	16	
Fulton	1,216	-	-	-	-	2	2	161	81	-	30	-	1	-	13	
Grant	452	-	-	-	-	-	-	30	35	-	16	-	-	-	-	
Hamilton	576	-	-	-	-	-	-	38	39	-	36	-	24	-	36	
Hancock	247	-	-	-	-	-	-	-	7	-	3	-	-	-	3	
Hendricks	1,478	-	-	-	-	-	-	62	129	-	80	-	5	-	7	
Henry	426	-	-	-	-	-	-	6	26	-	10	-	-	-	2	
Howard	705	-	-	-	-	-	-	45	46	-	42	-	24	-	43	
Huntington	894	-	-	-	-	-	-	78	147	-	37	-	4	-	17	
Jasper	396	-	-	-	-	-	-	67	5	-	4	-	-	-	-	
Jay	80	-	-	-	-	-	-	1	1	-	-	-	*	-	1	
Johnson	2,087	-	-	-	-	-	-	82	135	-	163	-	-	-	15	
Kosciusko	2,180	-	-	-	-	2	2	192	271	-	81	-	4	-	20	
La Grange	2,960	18	-	-	-	*	18	292	375	-	152	-	6	-	38	
La Porte	1,408	-	-	-	-	7	7	174	163	-	68	-	-	-	14	
Lake	764	-	-	-	-	-	-	68	71	-	37	-	-	-	-	
Madison	208	-	-	-	-	-	-	9	10	-	7	-	5	-	7	
Marion	783	-	-	-	-	-	-	34	61	1	7	-	-	-	*	
Marshall	1,529	-	-	-	-	3	3	136	176	-	54	-	14	-	18	
Miami	2,406	-	-	-	-	2	2	149	409	-	100	-	7	-	36	
Montgomery	2,514	-	-	-	-	2	2	93	106	-	234	-	41	-	40	
Newton	469	-	-	-	-	-	-	96	4	-	3	-	-	-	-	
Noble	2,449	-	-	-	-	-	-	177	285	-	122	-	15	-	43	
Porter	270	-	-	-	-	-	-	8	18	-	14	-	-	-	-	
Pulaski	916	-	-	-	-	2	2	123	34	-	17	-	-	-	-	
Randolph	58	-	-	-	-	-	-	-	1	-	-	-	-	-	-	
Rush	495	-	-	-	-	-	-	16	30	-	20	-	-	-	2	
Shelby	480	-	-	-	-	-	-	5	22	-	9	-	-	-	2	
St. Joseph	1,343	18	-	-	-	-	18	132	165	-	60	-	4	-	16	
Starke	1,053	-	-	-	-	2	2	131	51	-	31	-	-	-	-	
Steuben	2,418	18	-	-	-	-	18	202	246	-	126	-	22	-	67	
Tippecanoe	1,448	-	-	-	-	3	3	156	53	-	52	-	24	-	44	
Tipton	629	-	-	-	-	-	-	38	47	-	36	-	24	-	36	
Wabash	999	-	-	-	-	2	2	95	164	-	33	-	1	-	24	
Warren	540	-	-	-	-	3	3	39	16	-	21	-	5	-	14	
Wayne	469	-	-	-	-	-	-	14	33	-	16	-	-	-	12	
Wells	199	-	-	-	-	-	-	10	11	-	7	-	7	-	3	
White	784	-	-	-	-	2	2	119	21	-	14	-	5	-	7	
Whitley	2,092	-	-	-	-	2	2	185	222	-	110	-	13	-	40	
Total	63,501	181	-	-	1	45	-	227	4,890	5,591	4	2,971	-	464	-	1,121

(Table 10a continued)

Forest Survey Unit and county	All species	Species group							Total softwoods	Hardwoods						
		Eastern redcedar	Jack pine	Shortleaf pine	Red pine	White pine	Virginia pine	Soft maple		Hard maple	River birch	Hickory	Pecan	Hackberry	Persim- mon	Beech
Upland Flats Unit																
Dearborn	1,839	2	-	-	-	-	-	2	75	123	-	57	-	-	-	47
Fayette	1,130	-	-	-	-	-	-	-	59	107	-	68	-	-	-	38
Franklin	2,935	2	-	-	-	-	-	2	71	198	-	81	-	-	-	106
Jefferson	3,192	3	-	10	-	74	-	87	104	297	-	48	-	-	-	35
Jennings	9,842	1	-	10	3	-	-	13	142	526	7	364	-	7	-	280
Ohio	566	-	-	-	-	-	-	-	11	58	-	17	-	-	-	-
Ripley	3,744	1	-	-	-	17	34	52	96	132	-	115	-	-	-	109
Switzerland	605	38	-	-	-	*	-	39	18	26	-	5	-	-	-	1
Union	1,008	-	-	-	-	-	-	-	56	71	-	56	-	-	-	58
Total	24,861	46	-	20	3	91	34	194	632	1,538	7	812	-	7	-	674
State total	318,615	1,307	4	259	100	442	200	2,312	14,533	24,422	127	19,739	200	1,035	4	6,923

(Table 10a continued on next page)

(Table 10a continued)

Forest Survey Unit and county	Hardwoods															Total hardwoods	
	Ash	Black walnut	Sweetgum	Yellow- poplar	Tupelo	Sycamore	Cotton- wood	Aspen	Black cherry	Red oak group	White oak group	Black locust	Sassafras	Basswood	Elm		Kentucky coffeetree
Knobs Unit																	
Brown	242	285	65	1,197	-	173	66	-	197	2,320	1,221	-	18	23	1	-	7,230
Clark	195	65	69	669	-	24	48	-	97	1,047	540	-	3	17	-	-	3,537
Crawford	532	84	25	1,336	*	152	2	-	109	2,215	1,164	-	10	8	13	-	7,148
Dubois	755	181	202	2,112	1	279	97	1	133	2,712	1,227	-	10	15	61	-	10,016
Floyd	82	54	51	277	-	7	48	-	51	378	323	-	3	17	-	-	1,487
Harrison	864	174	38	1,655	-	103	52	-	254	2,919	1,548	-	7	32	7	-	10,105
Jackson	329	221	182	2,489	-	167	260	-	240	3,992	1,528	-	18	13	24	-	11,783
Lawrence	611	257	176	2,079	1	328	84	1	197	3,199	1,170	-	2	7	33	-	10,669
Monroe	273	250	70	1,788	-	149	72	-	200	2,340	992	-	10	16	8	-	7,633
Morgan	312	544	18	1,909	-	49	16	-	360	2,405	1,061	-	27	36	1	-	8,273
Orange	664	217	173	2,349	1	294	100	1	217	3,112	1,161	-	1	32	28	-	10,764
Owen	809	568	80	3,966	-	435	113	2	326	4,228	1,897	-	42	41	73	-	15,884
Perry	377	121	95	693	*	110	21	-	131	1,395	958	-	11	32	10	-	5,059
Scott	167	70	195	984	-	186	103	-	87	1,247	466	-	4	-	7	-	4,284
Spencer	478	85	83	793	*	120	34	-	121	1,628	1,001	-	11	-	15	-	6,031
Warrick	328	43	103	1,235	*	106	81	-	51	1,549	711	-	1	-	16	-	5,176
Washington	712	244	291	2,984	-	270	262	-	596	4,954	2,570	-	13	4	41	-	16,230
Total	7,730	3,465	1,915	28,515	5	2,952	1,459	5	3,369	41,639	19,539	-	189	294	337	-	141,310
Lower Wabash Unit																	
Clay	662	229	37	2,766	1	256	112	1	221	3,386	1,338	-	5	54	43	-	11,036
Daviess	325	180	201	1,365	2	311	97	2	90	1,912	738	-	1	-	52	-	6,768
Gibson	149	17	86	306	2	115	69	2	19	516	344	-	-	-	6	-	2,384
Greene	475	366	160	2,460	1	358	110	1	188	3,513	1,723	-	3	7	112	-	12,725
Knox	200	58	76	446	2	119	110	2	70	875	499	-	5	-	5	-	3,308
Martin	341	166	138	1,423	2	217	74	2	107	2,001	872	-	-	-	40	-	6,991
Parke	550	357	48	2,919	-	344	221	-	158	2,887	1,156	-	59	63	62	-	10,359
Pike	387	130	153	805	2	201	101	2	71	1,215	638	-	3	-	15	-	5,108
Posey	63	8	23	129	2	58	40	2	8	274	265	-	-	-	*	-	1,132
Putnam	484	360	37	2,573	1	220	116	1	227	2,654	887	-	33	39	48	-	9,105
Sullivan	156	65	76	682	2	128	46	2	58	929	500	-	2	6	84	-	3,995
Vanderburgh	130	18	50	221	2	74	64	2	21	378	356	-	*	-	6	-	1,799
Vermillion	77	35	36	439	-	97	77	-	26	543	272	-	1	20	4	-	1,931
Vigo	781	204	56	1,571	2	207	95	2	163	3,183	2,083	-	28	44	126	-	10,411
Total	4,782	2,192	1,176	18,104	23	2,703	1,333	21	1,428	24,267	11,671	-	140	233	605	-	87,053

(Table 10a continued on next page)

(Table 10a continued)

Forest Survey Unit and county	Hardwoods															Total	
	Ash	Black walnut	Sweetgum	Yellow-poplar	Tupelo	Sycamore	Cotton-wood	Aspen	Black cherry	Red oak group	White oak group	Black locust	Sassafras	Basswood	Elm		Kentucky coffeetree
Northern Unit																	
Adams	95	47	-	20	-	39	32	-	18	262	203	-	-	26	7	-	974
Allen	250	273	-	51	-	57	49	-	95	631	410	-	-	63	19	3	2,560
Bartholomew	109	150	10	503	-	29	16	-	146	1,133	624	-	3	5	2	-	3,242
Benton	4	3	-	33	-	4	99	-	6	124	148	-	-	-	-	-	528
Blackford	9	5	-	3	-	10	6	-	5	43	65	-	-	-	-	-	200
Boone	39	41	-	68	-	30	41	-	41	67	94	-	-	36	-	-	634
Carroll	78	111	-	80	-	34	159	-	111	277	240	-	-	65	13	-	1,670
Cass	105	146	*	129	-	55	264	-	157	389	337	-	1	86	31	-	2,360
Clinton	42	43	-	53	-	27	38	-	42	74	96	-	1	37	-	-	637
De Kalb	266	291	-	102	-	85	78	-	127	711	502	-	1	72	37	3	3,229
Decatur	186	27	8	394	-	56	26	-	56	773	596	-	-	10	7	-	2,532
Delaware	14	6	-	22	-	1	-	-	8	48	55	-	-	1	1	-	171
Elkhart	121	64	6	236	-	44	50	-	169	456	230	1	5	55	23	3	2,110
Fountain	85	163	21	438	-	111	144	-	30	537	299	-	3	25	5	-	2,101
Fulton	45	49	*	51	-	15	129	-	96	263	239	-	1	34	8	-	1,214
Grant	45	40	-	8	-	11	6	-	9	117	127	-	-	5	2	-	452
Hamilton	39	40	-	38	-	27	38	-	40	60	87	-	-	36	-	-	576
Hancock	11	14	-	13	-	2	-	-	14	49	128	-	-	5	-	-	247
Hendricks	65	143	-	269	-	6	7	-	117	431	141	-	3	13	-	-	1,478
Henry	42	25	-	51	-	2	-	-	22	98	135	-	-	3	2	-	426
Howard	46	46	*	50	-	35	62	-	46	73	100	-	*	42	5	-	705
Huntington	51	92	-	51	-	10	18	-	74	145	125	-	-	26	16	3	894
Jasper	5	2	-	4	-	1	67	-	6	107	130	-	-	-	-	-	396
Jay	2	2	-	1	-	2	-	-	2	21	47	-	-	-	-	-	80
Johnson	79	137	-	405	-	2	-	-	119	645	289	-	7	10	-	-	2,087
Kosciusko	174	225	-	96	-	8	9	-	216	503	309	-	3	48	16	3	2,177
La Grange	266	277	-	128	-	24	22	-	218	655	372	*	7	78	30	1	2,942
La Porte	97	57	-	104	-	7	9	-	163	319	164	-	3	45	12	-	1,401
Lake	72	15	-	37	-	1	-	-	106	224	112	-	7	14	-	-	764
Madison	10	11	-	9	-	8	9	-	11	40	67	-	-	7	-	-	208
Marion	42	45	-	175	-	3	-	-	48	215	151	-	-	2	-	-	783
Marshall	65	96	-	97	-	19	4	-	147	486	158	-	1	43	11	-	1,526
Miami	156	187	1	137	-	36	50	-	381	559	128	-	1	56	10	-	2,404
Montgomery	132	121	17	420	-	120	110	-	64	604	347	-	-	58	3	-	2,512
Newton	4	2	-	3	-	1	96	-	5	117	140	-	-	-	-	-	469
Noble	233	264	-	71	-	40	44	-	118	567	389	*	1	55	23	3	2,449
Porter	19	3	-	14	-	1	1	-	23	82	85	-	1	1	-	-	270
Pulaski	28	26	-	22	-	1	102	-	66	286	193	-	1	14	-	-	913
Randolph	1	2	-	2	-	1	-	-	2	12	38	-	-	-	-	-	58
Rush	75	14	-	71	-	13	-	-	17	98	131	-	-	5	2	-	495
Shelby	32	14	-	46	-	2	-	-	17	124	204	-	-	2	2	-	480
St. Joseph	84	80	-	99	-	10	18	-	127	316	160	1	3	39	11	1	1,325
Starke	37	31	-	38	-	1	101	-	83	239	293	-	1	14	-	-	1,051
Steuben	187	201	-	83	-	75	79	-	109	542	374	*	4	53	28	3	2,400
Tippecanoe	79	81	-	94	-	52	208	-	51	239	264	-	-	42	5	-	1,445
Tipton	47	45	-	46	-	27	38	-	45	71	95	-	-	36	-	-	629
Wabash	50	93	*	54	-	22	32	-	97	162	124	-	*	32	15	-	997
Warren	21	18	-	71	-	49	130	-	13	46	89	-	-	7	-	-	537
Wayne	40	25	5	45	-	12	5	-	21	92	144	-	-	3	1	-	469
Wells	23	6	-	-	-	3	1	-	6	54	59	-	-	7	-	-	199
White	24	13	-	17	-	8	110	-	53	190	191	-	1	8	-	-	782
Whitley	174	207	-	72	-	39	43	-	153	434	315	-	1	57	21	3	2,089
Total	4,005	4,117	68	5,124	-	1,269	2,550	-	3,913	14,810	10,541	3	58	1,381	369	25	63,274

(Table 10a continued on next page)

(Table 10a continued)

Forest Survey Unit and county	Hardwoods															Total hardwoods	
	Ash	Black walnut	Sweetgum	Yellow- poplar	Tupelo	Sycamore	Cotton- wood	Aspen	Black cherry	Red oak group	White oak group	Black locust	Sassafras	Basswood	Elm		Kentucky coffeetree
Upland Flats Unit																	
Dearborn	295	108	15	373	-	34	2	-	57	404	227	-	1	18	-	-	1,837
Fayette	109	46	-	147	-	39	-	-	55	188	262	-	1	9	2	-	1,130
Franklin	354	61	5	617	-	57	7	-	68	737	558	-	1	9	2	-	2,933
Jefferson	120	44	60	850	-	69	-	-	90	959	426	-	1	2	1	-	3,106
Jennings	666	61	224	2,370	-	202	52	-	103	3,226	1,562	-	5	10	23	-	9,829
Ohio	15	19	-	111	-	2	-	-	16	153	157	-	2	2	-	-	566
Ripley	298	26	118	917	-	76	52	-	62	1,054	629	-	-	6	3	-	3,692
Switzerland	32	10	-	149	-	2	-	-	12	180	130	-	-	1	1	-	566
Union	149	15	5	166	-	40	5	-	12	177	194	-	-	3	-	-	1,008
Total	2,039	390	427	5,701	-	521	118	-	474	7,079	4,146	-	11	61	31	-	24,667
State total	18,555	10,164	3,587	57,444	28	7,446	5,459	26	9,184	87,795	45,897	3	398	1,969	1,342	25	316,303

* Less than 500 board feet.

Table may not sum due to rounding.

Table 11.--Veneer log and bolt receipts (International 1/4-inch rule) by species group and State of origin, Indiana, 2000

(In thousand board feet)

Species group	Total	State of origin										
		Illinois	Indiana	Iowa	Kentucky	Michigan	Missouri	Ohio	Wisconsin	Other U.S. ¹	Canada	
Softwoods												
Shortleaf pine	23	--	--	--	--	--	--	--	--	--	23	--
Virginia pine	46	--	--	--	--	--	--	--	--	--	46	--
Total	68	--	--	--	--	--	--	--	--	--	68	--
Hardwoods												
Soft maple	612	48	374	3	58	90	2	15	--	--	23	--
Hard maple	4,351	54	933	149	458	1,174	44	316	60	1,058	104	--
Paper birch	79	--	2	--	2	34	--	2	34	4	--	--
River birch	25	--	--	--	--	25	--	--	--	--	--	--
Hickory	762	11	142	11	230	91	11	97	--	169	--	--
Pecan	91	13	25	--	25	--	9	--	--	19	--	--
Beech	64	--	32	--	--	--	--	--	32	--	--	--
Ash	428	--	77	30	116	60	21	43	21	62	--	--
Black walnut	3,125	30	554	374	457	340	69	258	56	872	115	--
Sweetgum	547	55	438	--	55	--	--	--	--	--	--	--
Yellow-poplar	973	63	601	--	143	49	12	21	--	84	--	--
Sycamore	941	95	752	--	93	--	--	--	--	--	--	--
Black cherry	7,323	23	614	221	523	346	68	364	132	4,865	166	--
Red oak group	6,012	22	2,170	151	1,073	1,033	83	289	48	1,084	58	--
White oak group	6,570	31	2,585	450	1,031	554	236	265	65	1,268	84	--
Elm	95	2	--	3	22	28	1	15	--	23	--	--
Total	31,996	446	9,300	1,391	4,286	3,824	558	1,685	448	9,531	527	--
All species	32,065	446	9,300	1,391	4,286	3,824	558	1,685	448	9,600	527	--

¹ States included: Georgia, Maryland, Mississippi, New York, Pennsylvania, Tennessee, Vermont, and West Virginia.

Table may not sum due to rounding.

Table 11a.--Veneer log and bolt receipts (Doyle rule) by species group and State of origin, Indiana, 2000

(In thousand board feet)

Species group	Total	State of origin										
		Illinois	Indiana	Iowa	Kentucky	Michigan	Missouri	Ohio	Wisconsin	Other U.S. ¹	Canada	
Softwoods												
Shortleaf pine	20	-	-	-	-	-	-	-	-	-	20	-
Virginia pine	40	-	-	-	-	-	-	-	-	-	40	-
Total	60	-	-	-	-	-	-	-	-	-	60	-
Hardwoods												
Soft maple	537	42	328	3	51	79	2	13	-	-	20	-
Hard maple	3,817	47	819	131	402	1,030	39	277	53	-	928	92
Paper birch	69	-	2	-	2	30	-	2	30	-	4	-
River birch	22	-	-	-	-	22	-	-	-	-	-	-
Hickory	668	10	125	9	202	79	10	85	-	-	148	-
Pecan	80	12	22	-	22	-	8	-	-	-	17	-
Beech	56	-	28	-	-	-	-	-	28	-	-	-
Ash	375	-	68	26	102	52	18	38	18	-	54	-
Black walnut	2,741	26	486	328	401	298	60	227	50	-	765	101
Sweetgum	480	48	384	-	48	-	-	-	-	-	-	-
Yellow-poplar	853	55	527	-	126	43	11	18	-	-	74	-
Sycamore	825	83	660	-	82	-	-	-	-	-	-	-
Black cherry	6,423	21	538	194	459	303	60	319	116	-	4,268	146
Red oak group	5,273	20	1,904	132	941	906	73	254	42	-	951	51
White oak group	5,763	27	2,268	395	904	486	207	233	57	-	1,112	73
Elm	83	1	-	3	20	25	1	13	-	-	20	-
Total	28,067	391	8,157	1,220	3,759	3,355	489	1,478	393	-	8,361	463
All species	28,127	391	8,157	1,220	3,759	3,355	489	1,478	393	-	8,421	463

¹ States included: Georgia, Maryland, Mississippi, New York, Pennsylvania, Tennessee, Vermont, and West Virginia.

Table may not sum due to rounding.

Table 12.--Veneer log and bolt production (International 1/4-inch rule) by species group,
Indiana, 1966, 1976, 1984, 1990, 1995, and 2000

(In thousand board feet)

Species group	1966	1976	1984	1990	1995	2000
Soft maple	36	266	314	200	553	477
Hard maple	1,080	273	234	1,895	1,484	3,025
Pecan	732	354	231	298	252	26
Ash	381	609	461	640	868	120
Black walnut	6,412	3,426	2,889	3,472	1,784	1,165
Sweetgum	502	386	165	165	643	438
Yellow-poplar	2,469	1,242	565	761	1,414	642
Sycamore	565	525	330	271	1,379	752
Cottonwood	1,129	668	383	464	171	34
Black cherry	140	99	34	708	1,859	776
Red oak group	429	1,683	3,184	2,620	3,019	3,451
White oak group	1,681	5,428	4,968	4,549	6,133	4,249
Basswood	2	15	16	8	8	–
Other hardwoods	205	6	382	693	355	258
Pine	–	–	21	21	–	–
Total	15,763	14,980	14,177	16,765	19,920	15,413

Table may not sum due to rounding.

Table 12a.--Veneer log and bolt production (Doyle rule) by species group,
Indiana, 1966, 1976, 1984, 1990, 1995, and 2000

(In thousand board feet)

Species group	1966	1976	1984	1990	1995	2000
Soft maple	32	233	275	175	485	418
Hard maple	947	239	205	1,662	1,302	2,654
Pecan	642	311	203	261	221	23
Ash	334	534	404	561	761	106
Black walnut	5,625	3,005	2,534	3,046	1,565	1,022
Sweetgum	440	339	145	145	564	384
Yellow-poplar	2,166	1,089	496	668	1,240	563
Sycamore	496	461	289	238	1,210	660
Cottonwood	990	586	336	407	150	30
Black cherry	123	87	30	621	1,631	680
Red oak group	376	1,476	2,793	2,298	2,648	3,027
White oak group	1,475	4,761	4,358	3,990	5,380	3,727
Basswood	2	13	14	7	7	--
Other hardwoods	180	5	335	608	311	227
Pine	--	--	18	18	--	--
Total	13,827	13,140	12,436	14,706	17,474	13,520

Table may not sum due to rounding.

Table 13.--Veneer log and bolt production (International 1/4-inch rule) by Forest Survey Unit, species group, and destination, Indiana, 2000

(In thousand board feet)

Species group	Total	Destination										
		Illinois	Indiana	Iowa	Kentucky	Michigan	Missouri	Ohio	Tennessee	Wisconsin	Canada	Other countries
Soft maple	477	--	374	--	--	--	--	--	--	103	--	--
Hard maple	3,025	--	933	--	16	499	--	195	111	1,254	9	7
Paper birch	2	--	2	--	--	--	--	--	--	--	--	--
Hickory	189	--	142	--	10	--	--	--	8	30	--	--
Pecan	26	--	25	--	--	--	--	--	--	--	1	--
Beech	32	--	32	--	--	--	--	--	--	--	--	--
Ash	120	--	77	--	--	--	--	18	16	--	2	7
Black walnut	1,165	--	554	--	2	9	12	140	79	--	207	161
Sweetgum	438	--	438	--	--	--	--	--	--	--	--	--
Yellow-poplar	642	--	601	29	13	--	--	--	--	--	--	--
Sycamore	752	--	752	--	--	--	--	--	--	--	--	--
Cottonwood	34	--	--	--	--	34	--	--	--	--	--	--
Black cherry	776	--	614	--	11	62	--	8	79	--	2	--
Red oak group	3,451	--	2,170	--	175	253	25	242	79	114	349	43
White oak group	4,249	57	2,585	--	103	90	237	431	465	--	209	72
Elm	35	--	--	--	--	--	--	--	--	--	35	--
Total	15,413	57	9,300	29	330	947	274	1,034	836	1,500	815	291

KNOBS UNIT												
Soft maple	148	--	106	--	--	--	--	--	--	42	--	--
Hard maple	1,964	--	690	--	16	--	--	--	103	1,140	9	6
Paper birch	2	--	2	--	--	--	--	--	--	--	--	--
Hickory	142	--	122	--	4	--	--	--	3	14	--	--
Pecan	24	--	24	--	--	--	--	--	--	--	--	--
Beech	32	--	32	--	--	--	--	--	--	--	--	--
Ash	91	--	73	--	--	--	--	--	10	--	1	6
Black walnut	647	--	336	--	1	--	8	--	51	--	134	117
Sweetgum	124	--	124	--	--	--	--	--	--	--	--	--
Yellow-poplar	277	--	258	13	6	--	--	--	--	--	--	--
Sycamore	214	--	214	--	--	--	--	--	--	--	--	--
Black cherry	485	--	413	--	9	--	--	--	61	--	2	--
Red oak group	1,586	--	854	--	167	--	24	--	75	102	333	31
White oak group	2,992	--	1,969	--	98	--	225	--	456	--	198	46
Elm	14	--	--	--	--	--	--	--	--	--	14	--
Total	8,743	--	5,216	13	302	--	256	--	760	1,299	691	206

(Table 13 continued on next page)

(Table 13 continued)

LOWER WABASH UNIT

Species group	Total	Destination										
		Illinois	Indiana	Iowa	Kentucky	Michigan	Missouri	Ohio	Tennessee	Wisconsin	Canada	Other countries
Soft maple	328	--	268	--	--	--	--	--	--	60	--	--
Hard maple	114	--	114	--	--	--	--	--	--	--	--	--
Hickory	30	--	8	--	6	--	--	--	5	11	--	--
Pecan	1	--	--	--	--	--	--	--	--	--	1	--
Ash	3	--	1	--	--	--	--	--	2	--	*	--
Black walnut	104	--	43	--	*	--	2	--	13	--	35	11
Sweetgum	314	--	314	--	--	--	--	--	--	--	--	--
Yellow-poplar	357	--	335	15	7	--	--	--	--	--	--	--
Sycamore	538	--	538	--	--	--	--	--	--	--	--	--
Black cherry	28	--	28	--	--	--	--	--	--	--	--	--
Red oak group	538	--	527	--	8	--	--	--	--	3	--	--
White oak group	303	57	234	--	--	--	--	--	--	--	--	11
Elm	14	--	--	--	--	--	--	--	--	--	14	--
Total	2,672	57	2,409	15	21	--	2	--	20	75	50	23

NORTHERN UNIT

Hard maple	900	--	103	--	--	499	--	174	7	114	1	1
Paper birch	*	--	*	--	--	--	--	--	--	--	--	--
Hickory	14	--	9	--	--	--	--	--	1	4	--	--
Pecan	1	--	1	--	--	--	--	--	--	--	--	--
Ash	10	--	1	--	--	--	--	7	1	--	*	1
Black walnut	293	--	158	--	--	9	1	62	8	--	21	32
Yellow-poplar	4	--	4	--	--	--	--	--	--	--	--	--
Cottonwood	34	--	--	--	--	34	--	--	--	--	--	--
Black cherry	228	--	154	--	--	62	--	3	8	--	*	--
Red oak group	959	--	511	--	--	253	1	165	4	6	16	3
White oak group	636	--	219	--	--	90	12	281	9	--	11	14
Elm	5	--	--	--	--	--	--	--	--	--	5	--
Total	3,086	--	1,163	--	--	947	15	692	39	124	54	52

UPLAND FLATS UNIT

Hard maple	47	--	26	--	--	--	--	21	--	--	--	--
Hickory	3	--	3	--	--	--	--	--	--	--	--	--
Ash	16	--	2	--	--	--	--	11	2	--	*	--
Black walnut	120	--	17	--	*	--	1	78	7	--	17	--
Yellow-poplar	3	--	3	--	--	--	--	--	--	--	--	--
Black cherry	35	--	19	--	2	--	--	5	9	--	*	--
Red oak group	367	--	278	--	--	--	--	77	--	3	--	10
White oak group	318	--	162	--	5	--	--	150	--	--	--	--
Elm	2	--	--	--	--	--	--	--	--	--	2	--
Total	912	--	511	--	7	--	1	342	18	3	20	10

* Less than 500 board feet.

Table may not sum due to rounding.

Table 13a.--Veneer log and bolt production (Doyle rule) by Forest Survey Unit, species group, and destination, Indiana, 2000

(In thousand board feet)

Species group	Total	Destination											
		Illinois	Indiana	Iowa	Kentucky	Michigan	Missouri	Ohio	Tennessee	Wisconsin	Canada	Other countries	
Soft maple	418	--	328	--	--	--	--	--	--	--	90	--	--
Hard maple	2,654	--	819	--	14	438	--	171	97	1,100	8	7	
Paper birch	2	--	2	--	--	--	--	--	--	--	--	--	
Hickory	166	--	125	--	8	--	--	--	7	26	--	--	
Pecan	23	--	22	--	--	--	--	--	--	--	1	--	
Beech	28	--	28	--	--	--	--	--	--	--	--	--	
Ash	106	--	68	--	--	--	--	16	14	--	2	7	
Black walnut	1,022	--	486	--	2	8	11	123	69	--	182	141	
Sweetgum	384	--	384	--	--	--	--	--	--	--	--	--	
Yellow-poplar	563	--	527	25	11	--	--	--	--	--	--	--	
Sycamore	660	--	660	--	--	--	--	--	--	--	--	--	
Cottonwood	30	--	--	--	--	30	--	--	--	--	--	--	
Black cherry	680	--	538	--	10	54	--	7	69	--	2	--	
Red oak group	3,027	--	1,904	--	154	222	22	212	69	100	306	38	
White oak group	3,727	50	2,268	--	90	79	208	378	408	--	183	63	
Elm	31	--	--	--	--	--	--	--	--	--	31	--	
Total	13,520	50	8,157	25	289	831	240	907	734	1,316	715	255	

KNOBS UNIT													
Soft maple	130	--	93	--	--	--	--	--	--	--	37	--	--
Hard maple	1,723	--	605	--	14	--	--	--	91	1,000	7	5	
Paper birch	1	--	1	--	--	--	--	--	--	--	--	--	
Hickory	125	--	107	--	3	--	--	--	2	12	--	--	
Pecan	21	--	21	--	--	--	--	--	--	--	--	--	
Beech	28	--	28	--	--	--	--	--	--	--	--	--	
Ash	80	--	64	--	--	--	--	--	9	--	1	5	
Black walnut	568	--	294	--	1	--	7	--	45	--	118	103	
Sweetgum	109	--	109	--	--	--	--	--	--	--	--	--	
Yellow-poplar	243	--	226	12	5	--	--	--	--	--	--	--	
Sycamore	188	--	188	--	--	--	--	--	--	--	--	--	
Black cherry	425	--	362	--	8	--	--	--	54	--	2	--	
Red oak group	1,391	--	749	--	147	--	21	--	66	90	292	27	
White oak group	2,624	--	1,727	--	86	--	197	--	400	--	174	40	
Elm	12	--	--	--	--	--	--	--	--	--	12	--	
Total	7,669	--	4,575	12	265	--	225	--	667	1,139	606	181	

(Table 13a continued on next page)

(Table 13a continued)

LOWER WABASH UNIT

Species group	Total	Destination											
		Illinois	Indiana	Iowa	Kentucky	Michigan	Missouri	Ohio	Tennessee	Wisconsin	Canada	Other countries	
Soft maple	288	-	235	-	-	-	-	-	-	-	53	-	-
Hard maple	100	-	100	-	-	-	-	-	-	-	-	-	-
Hickory	26	-	7	-	5	-	-	-	-	4	10	-	-
Pecan	1	-	-	-	-	-	-	-	-	-	-	1	-
Ash	3	-	1	-	-	-	-	-	-	2	-	*	-
Black walnut	92	-	38	-	*	-	-	2	-	12	-	30	10
Sweetgum	275	-	275	-	-	-	-	-	-	-	-	-	-
Yellow-poplar	313	-	294	13	6	-	-	-	-	-	-	-	-
Sycamore	472	-	472	-	-	-	-	-	-	-	-	-	-
Black cherry	24	-	24	-	-	-	-	-	-	-	-	-	-
Red oak group	472	-	462	-	7	-	-	-	-	-	3	-	-
White oak group	266	50	206	-	-	-	-	-	-	-	-	-	10
Elm	12	-	-	-	-	-	-	-	-	-	-	12	-
Total	2,344	50	2,114	13	18	-	2	-	18	66	44	20	

NORTHERN UNIT

Hard maple	790	-	91	-	-	438	-	153	6	100	1	1
Paper birch	*	-	*	-	-	-	-	-	-	-	-	-
Hickory	12	-	8	-	-	-	-	-	1	4	-	-
Pecan	1	-	1	-	-	-	-	-	-	-	-	-
Ash	9	-	*	-	-	-	-	6	1	-	*	1
Black walnut	257	-	139	-	-	8	1	55	7	-	19	28
Yellow-poplar	4	-	4	-	-	-	-	-	-	-	-	-
Cottonwood	30	-	-	-	-	30	-	-	-	-	-	-
Black cherry	200	-	136	-	-	54	-	3	7	-	*	-
Red oak group	841	-	449	-	-	222	1	145	3	5	14	3
White oak group	558	-	192	-	-	79	11	246	8	-	9	13
Elm	5	-	-	-	-	-	-	-	-	-	5	-
Total	2,707	-	1,020	-	-	831	13	607	34	109	48	46

UPLAND FLATS UNIT

Hard maple	41	-	23	-	-	-	-	18	-	-	-	-
Hickory	3	-	3	-	-	-	-	-	-	-	-	-
Ash	14	-	2	-	-	-	-	10	2	-	*	-
Black walnut	105	-	15	-	*	-	1	68	6	-	15	-
Yellow-poplar	3	-	3	-	-	-	-	-	-	-	-	-
Black cherry	31	-	17	-	2	-	-	4	8	-	*	-
Red oak group	322	-	244	-	-	-	-	68	-	2	-	8
White oak group	279	-	143	-	4	-	-	132	-	-	-	-
Elm	2	-	-	-	-	-	-	-	-	-	2	-
Total	800	-	449	-	6	-	1	300	16	2	18	8

* Less than 500 board feet.

Table may not sum due to rounding.

Table 14.-- Pulpwood production by wood material type and species group,
Indiana, 1966, 1976, 1984, 1990, 1995, and 2000

(In standard cords, unpeeled)¹

Wood material type and species group	1966	1976	1984	1990	1995	2000
Roundwood						
Softwoods	662	–	–	–	3,597	3,953
Soft hardwoods	45,365	17,555	14,912	11,594	5,375	13,513
Hard hardwoods	48,064	40,379	20,420	26,332	35,448	27,486
Total	94,091	57,934	35,332	37,926	44,419	44,952
Residue						
Softwoods	2,349	114,060	170,568	151,108	230,698	11
Hardwoods	–	–	–	266	35,303	123,414
Total	2,349	114,060	170,568	151,374	266,001	123,424
All wood material	96,440	171,994	205,900	189,300	310,421	168,376

¹ Standard cords are 128 cubic feet, consisting of 79 cubic feet of wood and 49 cubic feet of bark and air space.

Table may not sum due to rounding.

Table 15. -- Wood material harvested for industrial roundwood by Forest Survey Unit, species group, and source of material, Indiana, 2000 ¹

(In thousand cubic feet)

Species group	ALL UNITS												Total wood material used	Total wood material not used	Total wood material harvested
	Source of material														
	Growing stock				Non-growing stock										
	Used for products		Logging residue (not used)	Total growing stock	Used for products			Logging slash (not used)	Total non-growing stock						
Sawtimber	Pole-timber	Limbwood			Saplings	Cull trees	Dead trees			Nonforest trees					
Softwoods															
Eastern redcedar	387.3	0.5	2.7	390.4	--	--	2.7	--	--	214.7	217.4	390.5	217.4	607.9	
Jack pine	0.9	--	0.1	1.0	--	--	*	--	--	1.2	1.2	0.9	1.3	2.2	
Shortleaf pine	66.3	12.2	6.8	85.4	--	--	0.4	--	--	84.5	84.9	79.0	91.3	170.3	
Red pine	34.6	--	3.7	38.3	--	--	*	--	--	44.4	44.4	34.7	48.1	82.8	
White pine	166.4	--	17.8	184.2	--	--	0.2	--	--	213.3	213.5	166.6	231.1	397.7	
Virginia pine	124.5	213.1	8.5	346.1	--	--	5.7	--	--	149.6	155.3	343.3	158.1	501.4	
Total	780.1	225.8	39.6	1,045.6	--	--	9.0	--	--	707.7	716.7	1,014.9	747.3	1,762.2	
Hardwoods															
Soft maple	3,378.1	38.8	912.4	4,329.3	181.9	2.3	40.8	1.4	--	2,024.4	2,250.8	3,643.3	2,936.8	6,580.1	
Hard maple	5,992.3	55.4	1,604.4	7,652.2	300.0	2.8	69.6	2.0	--	3,419.5	3,793.9	6,422.1	5,024.0	11,446.1	
Paper birch	0.3	--	*	0.3	--	--	--	--	--	*	*	0.3	0.1	0.3	
River birch	27.3	--	8.5	35.8	1.1	--	*	0.3	--	18.6	20.0	28.7	27.1	55.8	
Hickory	4,442.6	84.7	1,336.7	5,864.0	228.9	5.0	42.7	46.7	--	2,900.9	3,224.1	4,850.5	4,237.6	9,088.1	
Pecan	46.9	1.0	14.1	62.0	2.0	--	0.2	0.4	--	29.5	32.2	50.6	43.6	94.2	
Hackberry	223.2	--	69.4	292.6	9.1	--	0.1	2.3	--	151.7	163.3	234.7	221.2	455.9	
Persimmon	0.9	--	0.3	1.2	*	--	*	*	--	0.6	0.7	1.0	0.9	1.9	
Beech	1,538.9	44.6	466.9	2,050.5	78.2	2.8	10.6	16.5	--	1,016.9	1,125.1	1,691.7	1,483.9	3,175.6	
Ash	4,923.4	311.4	2,125.7	7,360.5	199.7	4.4	157.4	43.2	--	2,742.1	3,146.8	5,639.5	4,867.7	10,507.2	
Black walnut	1,935.7	--	182.3	2,118.1	39.3	--	57.5	--	279.1	298.0	673.9	2,311.6	480.3	2,791.9	
Sweetgum	855.0	16.4	250.9	1,122.2	39.9	0.9	6.0	8.4	--	530.1	585.3	926.5	780.9	1,707.5	
Yellow-poplar	12,775.0	267.8	3,896.3	16,939.1	609.6	17.1	63.0	134.8	--	8,478.1	9,302.6	13,867.4	12,374.4	26,241.8	
Tupelo	7.4	2.7	1.9	12.0	1.0	0.2	0.3	0.1	--	4.2	5.7	11.6	6.1	17.7	
Sycamore	1,751.1	10.9	517.5	2,279.6	79.0	0.5	12.3	17.0	--	1,098.8	1,207.5	1,870.8	1,616.3	3,487.1	
Cottonwood	1,172.3	27.2	173.2	1,372.7	19.7	1.7	7.8	0.6	--	662.7	692.5	1,229.3	835.9	2,065.2	
Aspen	5.6	--	1.7	7.3	0.2	--	*	0.1	--	3.8	4.1	5.8	5.5	11.3	
Black cherry	2,085.7	--	631.8	2,717.6	81.1	--	1.3	20.3	--	1,352.1	1,454.8	2,188.4	1,984.0	4,172.4	
Red oak group	19,792.2	211.5	5,780.5	25,784.2	892.2	13.0	165.9	527.4	--	11,433.4	13,031.9	21,602.3	17,213.8	38,816.1	
White oak group	11,465.9	153.6	3,248.4	14,867.8	518.8	9.0	191.6	278.0	--	6,014.4	7,011.8	12,616.8	9,262.8	21,879.6	
Black locust	0.7	--	0.2	1.0	*	--	*	*	--	0.5	0.5	0.8	0.7	1.5	
Sassafras	85.7	--	26.7	112.4	3.5	--	0.1	0.9	--	58.3	62.7	90.2	85.0	175.2	
Basswood	432.4	12.4	132.4	577.1	21.1	0.8	2.0	4.7	--	289.0	317.5	473.3	421.3	894.7	
Elm	295.5	0.1	90.8	386.4	12.2	--	0.5	3.0	--	197.0	212.8	311.3	287.9	599.1	
Kentucky coffeetree	5.3	--	1.7	7.0	0.2	--	*	0.1	--	3.6	3.9	5.6	5.3	10.8	
Total	73,239.5	1,238.5	21,474.8	95,952.8	3,318.8	60.3	829.7	1,108.2	279.1	42,728.3	48,324.3	80,074.0	64,203.0	144,277.1	
All species	74,019.6	1,464.3	21,514.4	96,998.3	3,318.8	60.3	838.7	1,108.2	279.1	43,435.9	49,041.0	81,089.0	64,950.3	146,039.3	

(Table 15 continued on next page)

(Table 15 continued)

KNOBS UNIT															
Source of material															
Species group	Growing stock				Non-growing stock						Logging slash (not used)	Total non-growing stock	Total wood material used	Total wood material not used	Total wood material harvested
	Used for products		Logging residue (not used)	Total growing stock	Used for products			Dead trees	Nonforest trees						
	Sawtimber	Pole-timber			Limbwood	Saplings	Cull trees								
Softwoods															
Eastern redcedar	313.5	0.5	2.2	316.2	-	-	2.2	-	-	-	173.3	175.5	316.2	175.6	491.7
Jack pine	0.4	-	*	0.4	-	-	*	-	-	-	0.5	0.5	0.4	0.5	0.9
Shortleaf pine	61.1	12.2	6.3	79.5	-	-	0.4	-	-	-	77.7	78.1	73.7	84.0	157.6
Red pine	12.1	-	1.3	13.4	-	-	*	-	-	-	15.5	15.5	12.1	16.8	28.9
White pine	60.0	-	6.4	66.5	-	-	0.1	-	-	-	77.0	77.0	60.1	83.4	143.5
Virginia pine	116.4	213.1	7.6	337.1	-	-	5.7	-	-	-	139.2	144.8	335.2	146.8	482.0
Total	563.5	225.8	23.9	813.2	-	-	8.3	-	-	-	483.2	491.5	797.6	507.1	1,304.7
Hardwoods															
Soft maple	1,158.8	11.0	305.7	1,475.5	70.0	0.5	23.2	0.8	-	-	674.7	769.1	1,264.3	980.3	2,244.6
Hard maple	3,177.5	20.6	842.2	4,040.3	163.1	0.6	47.4	1.2	-	-	1,759.6	1,971.7	3,410.2	2,601.8	6,012.0
Paper birch	0.2	-	*	0.3	-	-	-	-	-	-	*	*	0.2	*	0.3
River birch	17.1	-	5.3	22.4	0.7	-	*	0.2	-	-	11.6	12.5	18.0	17.0	35.0
Hickory	2,098.4	23.7	617.1	2,739.1	117.9	1.0	34.7	21.6	-	-	1,330.7	1,505.9	2,297.2	1,947.8	4,245.0
Pecan	20.5	-	5.9	26.3	0.7	-	*	0.2	-	-	11.9	12.8	21.4	17.8	39.1
Hackberry	40.7	-	12.7	53.4	1.7	-	*	0.4	-	-	27.7	29.8	42.8	40.4	83.2
Persimmon	0.4	-	0.1	0.6	*	-	*	*	-	-	0.3	0.3	0.5	0.4	0.9
Beech	704.5	10.3	212.3	927.1	35.6	0.6	6.5	7.3	-	-	460.7	510.7	764.9	672.9	1,437.8
Ash	2,120.5	128.2	924.6	3,173.3	89.9	0.9	79.4	18.1	-	-	1,144.2	1,332.4	2,436.9	2,068.8	4,505.7
Black walnut	690.7	-	64.6	755.2	13.4	-	19.6	-	99.6	-	104.4	237.1	823.3	169.0	992.3
Sweetgum	445.7	3.8	131.9	581.5	21.7	0.2	4.4	4.4	-	-	282.2	312.9	480.3	414.1	894.4
Yellow-poplar	6,366.9	61.6	1,940.2	8,368.7	298.2	3.6	37.7	65.9	-	-	4,218.2	4,623.6	6,833.9	6,158.4	12,992.3
Tupelo	1.3	0.6	0.3	2.2	0.2	*	0.1	*	-	-	0.7	1.0	2.2	1.0	3.2
Sycamore	705.4	3.9	204.8	914.2	37.3	0.1	10.8	7.0	-	-	435.7	490.8	764.5	640.4	1,404.9
Cottonwood	312.2	5.5	46.1	363.7	5.0	0.4	2.1	0.1	-	-	177.0	184.6	325.3	223.1	548.4
Aspen	1.0	-	0.3	1.3	*	-	*	*	-	-	0.7	0.7	1.1	1.0	2.1
Black cherry	792.5	-	235.9	1,028.4	29.8	-	0.5	7.4	-	-	497.6	535.3	830.2	733.5	1,563.7
Red oak group	9,426.1	50.3	2,744.5	12,220.9	428.3	2.7	91.4	249.7	-	-	5,424.4	6,196.6	10,248.6	8,169.0	18,417.5
White oak group	5,400.1	42.6	1,480.8	6,923.5	248.3	1.9	135.8	119.0	-	-	2,578.8	3,083.8	5,947.7	4,059.6	10,007.3
Sassafras	40.8	-	12.7	53.5	1.7	-	*	0.4	-	-	27.8	29.9	42.9	40.5	83.4
Basswood	66.4	2.7	19.9	89.0	3.8	0.2	0.7	0.7	-	-	43.2	48.7	74.5	63.1	137.7
Elm	75.8	0.1	23.0	98.9	3.3	-	0.4	0.8	-	-	49.5	54.0	80.4	72.5	152.9
Total	33,663.7	364.9	9,830.7	43,859.4	1,570.6	12.7	494.6	505.1	99.6	-	19,261.6	21,944.2	36,711.3	29,092.4	65,803.6
All species	34,227.2	590.7	9,854.6	44,672.6	1,570.6	12.7	502.9	505.1	99.6	-	19,744.8	22,435.7	37,508.9	29,599.4	67,108.3

(Table 15 continued on next page)

(Table 15 continued)

LOWER WABASH UNIT															
Source of material															
Species group	Growing stock				Non-growing stock								Total wood material used	Total wood material not used	Total wood material harvested
	Used for products		Logging residue (not used)	Total growing stock	Used for products			Dead trees	Nonforest trees	Logging slash (not used)	Total non-growing stock				
	Sawtimber	Pole-timber			Limbwood	Saplings	Cull trees								
Softwoods															
Eastern redcedar	7.3	-	*	7.4	-	-	0.1	-	-	4.1	4.2	7.4	4.2	11.5	
Jack pine	0.5	-	0.1	0.6	-	-	*	-	-	0.6	0.6	0.5	0.7	1.2	
Shortleaf pine	0.5	-	0.1	0.6	-	-	*	-	-	0.6	0.6	0.5	0.7	1.2	
Red pine	11.1	-	1.2	12.3	-	-	*	-	-	14.3	14.3	11.1	15.5	26.6	
White pine	13.2	-	1.4	14.6	-	-	*	-	-	16.9	16.9	13.2	18.3	31.5	
Total	32.7	-	2.8	35.4	-	-	0.1	-	-	36.6	36.6	32.7	39.3	72.1	
Hardwoods															
Soft maple	988.9	27.1	265.3	1,281.3	52.2	1.8	9.2	0.7	-	583.1	646.9	1,079.8	848.4	1,928.2	
Hard maple	1,092.3	32.6	297.0	1,421.9	60.0	2.1	10.6	0.8	-	662.5	736.0	1,198.4	959.5	2,157.9	
River birch	8.0	-	2.5	10.5	0.3	-	*	0.1	-	5.5	5.9	8.4	8.0	16.4	
Hickory	1,525.6	59.5	465.5	2,050.7	77.2	3.8	7.3	16.7	-	1,015.5	1,120.5	1,690.1	1,481.1	3,171.2	
Pecan	26.2	1.0	8.2	35.4	1.3	-	0.2	0.3	-	17.6	19.4	29.0	25.8	54.9	
Hackberry	81.1	-	25.2	106.3	3.3	-	0.1	0.8	-	55.1	59.3	85.3	80.4	165.7	
Persimmon	0.5	-	0.1	0.6	*	-	*	*	-	0.3	0.3	0.5	0.5	1.0	
Beech	447.1	33.4	134.3	614.8	26.6	2.2	3.8	5.2	-	293.2	330.9	518.2	427.5	945.7	
Ash	1,140.8	76.2	411.1	1,628.1	56.1	3.4	19.4	11.8	-	704.3	795.0	1,307.7	1,115.4	2,423.0	
Black walnut	399.4	-	37.9	437.3	8.5	-	12.4	-	57.5	62.6	141.0	477.8	100.5	578.3	
Sweetgum	302.3	12.3	85.7	400.3	13.7	0.7	1.5	2.9	-	175.3	194.1	333.4	261.0	594.4	
Yellow-poplar	4,055.5	201.0	1,225.0	5,481.5	213.7	13.1	23.3	44.8	-	2,662.6	2,957.6	4,551.4	3,887.6	8,439.1	
Tupelo	6.0	2.1	1.6	9.7	0.8	0.1	0.2	0.1	-	3.5	4.7	9.3	5.0	14.3	
Sycamore	659.6	6.9	192.6	859.1	25.8	0.3	1.3	6.1	-	400.7	434.2	700.0	593.3	1,293.4	
Cottonwood	291.9	21.2	42.5	355.6	8.6	1.3	3.4	0.5	-	162.1	176.0	326.9	204.6	531.5	
Aspen	4.5	-	1.4	6.0	0.2	-	*	*	-	3.1	3.3	4.8	4.5	9.3	
Black cherry	311.5	-	96.3	407.9	12.6	-	0.2	3.2	-	209.5	225.4	327.5	305.8	633.3	
Red oak group	5,425.6	157.2	1,588.2	7,171.0	263.3	10.0	46.9	147.7	-	3,157.3	3,625.2	6,050.7	4,745.5	10,796.2	
White oak group	2,646.1	108.2	769.1	3,523.4	135.5	6.9	27.4	71.8	-	1,520.1	1,761.8	2,996.0	2,289.2	5,285.2	
Sassafras	30.2	-	9.4	39.5	1.2	-	*	0.3	-	20.5	22.1	31.7	29.9	61.6	
Basswood	55.0	9.4	15.8	80.3	4.6	0.6	1.0	0.7	-	34.4	41.4	71.4	50.2	121.6	
Elm	132.4	-	40.9	173.2	5.3	-	0.1	1.3	-	88.8	95.6	139.1	129.7	268.8	
Total	19,630.5	748.1	5,715.8	26,094.4	970.8	46.4	168.4	315.7	57.5	11,837.6	13,396.5	21,937.5	17,553.4	39,490.9	
All species	19,663.2	748.1	5,718.6	26,129.8	970.8	46.4	168.5	315.7	57.5	11,874.1	13,433.1	21,970.2	17,592.7	39,562.9	

(Table 15 continued on next page)

(Table 15 continued)

NORTHERN UNIT														
Source of material														
Species group	Growing stock				Non-growing stock							Total wood material used	Total wood material not used	Total wood material harvested
	Used for products		Logging residue (not used)	Total growing stock	Used for products			Logging slash (not used)	Total non-growing stock					
	Sawtimber	Pole-timber			Limbwood	Saplings	Cull trees			Dead trees	Nonforest trees			
Softwoods														
Eastern redcedar	53.0	–	0.3	53.3	–	–	0.4	–	–	29.8	30.1	53.4	30.1	83.4
Red pine	10.8	–	1.2	12.0	–	–	*	–	–	13.8	13.9	10.8	15.0	25.8
White pine	71.3	–	7.6	79.0	–	–	0.1	–	–	91.4	91.5	71.4	99.1	170.5
Total	135.1	–	9.1	144.2	–	–	0.5	–	–	135.0	135.5	135.6	144.1	279.7
Hardwoods														
Soft maple	1,089.5	0.7	302.3	1,392.5	52.8	*	7.5	*	–	678.9	739.3	1,150.6	981.2	2,131.8
Hard maple	1,369.3	0.9	364.5	1,734.7	60.4	0.1	8.6	*	–	783.5	852.6	1,439.3	1,148.0	2,587.3
Paper birch	0.1	–	*	0.1	–	–	–	–	–	*	*	0.1	*	0.1
River birch	0.8	–	0.2	1.0	*	–	*	*	–	0.5	0.6	0.8	0.8	1.6
Hickory	643.3	1.5	199.6	844.4	26.7	0.1	0.6	6.6	–	435.7	469.6	678.7	635.3	1,314.0
Pecan	0.2	–	*	0.2	–	–	–	–	–	*	*	0.2	*	0.2
Hackberry	100.0	–	31.1	131.1	4.1	–	0.1	1.0	–	68.0	73.1	105.1	99.1	204.2
Beech	242.1	0.9	75.2	318.2	10.1	0.1	0.2	2.5	–	164.3	177.3	255.9	239.5	495.4
Ash	981.5	35.9	394.4	1,411.7	35.7	0.1	19.5	8.9	–	589.5	653.7	1,081.5	983.9	2,065.5
Black walnut	762.1	–	72.1	834.2	15.9	–	23.3	–	109.8	118.7	267.7	911.1	190.8	1,101.9
Sweetgum	14.9	0.3	4.6	19.8	0.7	*	*	0.2	–	10.0	10.9	16.1	14.6	30.7
Yellow-poplar	1,123.3	5.2	348.7	1,477.2	47.3	0.3	1.3	11.6	–	761.7	822.2	1,189.0	1,110.4	2,299.5
Tupelo	*	0.1	*	0.1	*	*	*	*	–	*	*	0.1	*	0.1
Sycamore	273.7	0.1	85.1	359.0	11.2	*	0.2	2.8	–	186.0	200.3	288.1	271.2	559.2
Cottonwood	543.4	0.5	80.9	624.8	5.8	*	2.2	*	–	309.3	317.2	551.8	390.2	942.0
Black cherry	874.7	–	267.1	1,141.8	34.6	–	0.5	*	–	575.3	619.0	918.4	842.4	1,760.8
Red oak group	3,352.7	4.0	981.1	4,337.8	136.1	0.3	18.8	88.0	–	1,930.5	2,173.7	3,599.9	2,911.6	6,511.5
White oak group	2,379.4	2.7	697.2	3,079.3	96.8	0.2	13.4	62.7	–	1,373.3	1,546.3	2,555.1	2,070.5	4,625.6
Black locust	0.7	–	0.2	1.0	*	–	*	*	–	0.5	0.5	0.8	0.7	1.5
Sassafras	12.4	–	3.9	16.3	0.5	–	*	0.1	–	8.5	9.1	13.1	12.3	25.4
Basswood	297.8	0.2	92.6	390.6	12.3	*	0.2	3.1	–	202.4	217.9	313.5	295.0	608.5
Elm	80.2	–	24.8	105.0	3.3	–	0.1	0.8	–	54.1	58.2	84.3	78.9	163.2
Kentucky coffeetree	5.3	–	1.7	7.0	0.2	–	*	0.1	–	3.6	3.9	5.6	5.3	10.8
Total	14,147.1	53.1	4,027.4	18,227.7	554.5	1.2	96.5	197.0	109.8	8,254.2	9,213.2	15,159.2	12,281.6	27,440.9
All species	14,282.2	53.1	4,036.5	18,371.9	554.5	1.2	97.0	197.0	109.8	8,389.2	9,348.7	15,294.8	12,425.7	27,720.6

(Table 15 continued on next page)

(Table 15 continued)

UPLAND FLATS UNIT														
Species group	Source of material													
	Growing stock				Non-growing stock							Total wood material used	Total wood material not used	Total wood material harvested
	Used for products	Logging residue (not used)	Total growing stock	Limbwood	Used for products			Logging slash (not used)	Total non-growing stock					
Sawtimber	Pole-timber		Saplings		Cull trees	Dead trees	Nonforest trees							
Softwoods														
Eastern redcedar	13.4	-	0.1	13.5	-	-	0.1	-	-	7.5	7.6	13.5	7.6	21.2
Shortleaf pine	4.8	-	0.5	5.3	-	-	*	-	-	6.1	6.1	4.8	6.7	11.4
Red pine	0.6	-	0.1	0.7	-	-	*	-	-	0.8	0.8	0.6	0.8	1.4
White pine	21.9	-	2.3	24.2	-	-	*	-	-	28.1	28.1	21.9	30.4	52.3
Virginia pine	8.1	-	0.9	9.0	-	-	*	-	-	10.4	10.4	8.2	11.3	19.5
Total	48.9	-	3.9	52.7	-	-	0.1	-	-	52.9	53.1	49.0	56.8	105.8
Hardwoods														
Soft maple	140.9	-	39.1	180.0	6.8	-	1.0	-	-	87.8	95.6	148.6	126.9	275.6
Hard maple	353.3	1.3	100.7	455.3	16.6	-	3.0	-	-	214.0	233.6	374.2	314.7	688.9
River birch	1.4	-	0.4	1.8	0.1	-	*	*	-	1.0	1.0	1.5	1.4	2.9
Hickory	175.4	-	54.5	229.9	7.2	-	0.1	1.8	-	119.0	128.0	184.4	173.5	357.9
Hackberry	1.4	-	0.4	1.8	0.1	-	*	*	-	1.0	1.0	1.5	1.4	2.9
Beech	145.2	-	45.2	190.4	5.9	-	0.1	1.5	-	98.7	106.3	152.7	143.9	296.6
Ash	680.7	71.1	395.6	1,147.4	18.0	-	39.1	4.5	-	304.1	365.7	813.4	699.6	1,513.1
Black walnut	83.6	-	7.7	91.3	1.5	-	2.2	-	12.1	12.3	28.1	99.4	20.0	119.4
Sweetgum	92.1	-	28.6	120.7	3.8	-	0.1	0.9	-	62.6	67.4	96.8	91.2	188.1
Yellow-poplar	1,229.3	-	382.4	1,611.7	50.4	-	0.8	12.6	-	835.5	899.2	1,293.0	1,217.9	2,510.9
Sycamore	112.4	-	35.0	147.3	4.6	-	0.1	1.2	-	76.4	82.2	118.2	111.4	229.6
Cottonwood	24.9	-	3.7	28.6	0.3	-	0.1	-	-	14.3	14.6	25.3	18.0	43.3
Black cherry	107.0	-	32.5	139.5	4.2	-	0.1	1.0	-	69.7	75.0	112.3	102.2	214.5
Red oak group	1,587.8	-	466.6	2,054.4	64.5	-	8.8	42.0	-	921.2	1,036.4	1,703.0	1,387.8	3,090.8
White oak group	1,040.3	-	301.3	1,341.6	38.1	-	14.9	24.6	-	542.2	619.9	1,117.9	843.5	1,961.5
Sassafras	2.3	-	0.7	3.0	0.1	-	*	*	-	1.6	1.7	2.4	2.3	4.7
Basswood	13.2	-	4.1	17.2	0.5	-	*	0.1	-	8.9	9.6	13.8	13.0	26.9
Elm	7.1	-	2.2	9.3	0.3	-	*	0.1	-	4.6	5.0	7.5	6.8	14.2
Total	5,798.2	72.4	1,900.8	7,771.3	222.8	-	70.3	90.4	12.1	3,374.9	3,770.4	6,266.0	5,275.7	11,541.7
All species	5,847.0	72.4	1,904.7	7,824.0	222.8	-	70.4	90.4	12.1	3,427.8	3,823.5	6,315.0	5,332.5	11,647.5

* Less than 50 cubic feet.

¹ Based on factors obtained from the Indiana Logging Utilization Study and other regional utilization studies.

Table may not sum due to rounding.

Table 16.--Growing-stock removals from timberland for industrial roundwood by Forest Survey Unit, county, and species group, Indiana, 2000

(In thousand cubic feet)

Forest Survey Unit and county	All species	Softwoods						Total softwoods	Hardwoods								
		Eastern redcedar	Jack pine	Shortleaf pine	Red pine	White pine	Virginia pine		Soft maple	Hard maple	Paper birch	River birch	Hickory	Pecan	Hackberry	Persim- mon	Beech
Knobs Unit																	
Brown	2,212	--	--	--	--	--	--	--	69	116	--	*	210	*	--	--	36
Clark	1,121	--	--	23	--	4	8	36	45	160	--	--	7	*	--	--	8
Crawford	2,227	67	*	*	--	3	--	70	50	260	--	*	69	*	1	*	64
Dubois	3,272	*	*	*	2	2	--	5	135	264	--	1	235	6	9	*	65
Floyd	490	22	--	--	--	4	8	35	25	24	--	--	2	*	--	--	8
Harrison	3,012	97	--	--	1	3	--	101	97	463	--	2	87	*	2	*	59
Jackson	3,729	*	--	3	2	5	53	63	105	275	*	6	215	*	6	--	99
Lawrence	3,295	--	*	*	*	--	--	*	105	287	*	1	264	*	1	--	96
Monroe	2,274	--	--	--	--	--	--	--	70	177	*	*	164	*	1	--	47
Morgan	2,395	--	--	--	--	--	--	--	76	201	*	--	176	*	--	--	22
Orange	3,340	22	*	*	2	2	--	26	112	317	--	1	188	6	2	--	97
Owen	4,861	--	--	--	--	--	--	--	157	343	--	*	452	*	10	--	80
Perry	2,185	11	*	*	--	3	--	14	87	235	--	*	182	*	5	*	48
Scott	1,744	*	--	29	1	5	258	292	73	84	--	2	36	*	2	--	32
Spencer	1,978	67	*	*	2	26	--	95	70	203	--	1	173	6	6	*	59
Warrick	1,515	7	*	*	2	5	--	14	52	106	--	2	81	6	4	*	18
Washington	5,020	22	--	25	2	5	9	63	146	524	--	6	199	*	6	--	90
Total	44,673	316	*	80	13	66	337	813	1,476	4,040	*	22	2,739	26	53	1	927
Lower Wabash Unit																	
Clay	3,167	--	--	--	--	--	--	--	133	198	--	--	166	--	12	--	54
Daviess	1,996	--	*	*	2	2	--	4	130	73	--	1	146	6	5	--	75
Gibson	717	--	*	*	2	2	--	4	57	22	--	1	104	6	5	--	19
Greene	3,876	--	*	*	*	--	--	*	175	223	--	1	484	--	2	--	101
Knox	1,079	--	*	*	2	2	--	4	80	40	--	1	102	6	6	--	28
Martin	2,098	--	*	*	2	2	--	4	112	118	--	1	154	6	2	*	77
Parke	3,006	--	--	--	*	--	--	*	98	171	--	1	137	--	15	--	36
Pike	1,597	--	*	*	2	2	--	4	88	90	--	2	186	6	5	*	43
Posey	328	--	*	*	--	--	--	*	32	1	--	*	30	*	3	--	8
Putnam	2,545	--	--	--	--	--	--	--	89	164	--	--	110	--	9	--	32
Sullivan	1,488	--	*	*	--	--	--	*	100	95	--	*	176	--	2	--	63
Vanderburgh	562	7	*	*	2	5	--	14	43	24	--	1	43	6	4	*	16
Vermillion	569	--	--	--	--	--	--	--	21	26	--	--	27	--	5	--	7
Vigo	3,103	--	--	--	--	--	--	--	121	177	--	--	185	--	30	--	56
Total	26,130	7	1	1	12	15	--	35	1,281	1,422	--	11	2,051	35	106	1	615

(Table 16 continued on next page)

(Table 16 continued)

Forest Survey Unit and county	All species	Softwoods							Total softwoods	Hardwoods							
		Eastern redcedar	Jack pine	Shortleaf pine	Red pine	White pine	Virginia pine	Soft maple		Hard maple	Paper birch	River birch	Hickory	Pecan	Hackberry	Persim- mon	Beech
Northern Unit																	
Adams	270	--	--	--	--	--	--	--	18	18	--	--	14	--	6	--	8
Allen	732	--	--	--	--	--	--	--	55	78	--	--	36	--	8	--	11
Bartholomew	957	--	--	--	*	--	--	*	22	79	--	1	63	--	1	--	3
Benton	145	--	--	--	--	--	--	--	27	1	--	--	2	--	--	--	1
Blackford	56	--	--	--	--	--	--	--	6	6	--	--	3	--	--	--	--
Boone	174	--	--	--	--	--	--	--	11	11	--	--	11	--	7	--	11
Carroll	457	--	--	--	--	1	--	1	56	47	--	--	19	--	7	--	15
Cass	644	--	--	--	--	1	--	1	76	59	--	--	24	--	7	--	21
Clinton	175	--	--	--	--	--	--	--	11	13	--	--	11	--	7	--	10
De Kalb	895	--	--	--	--	--	--	--	72	119	--	--	51	--	8	--	21
Decatur	865	--	--	--	--	--	--	--	20	45	--	--	24	--	1	--	22
Delaware	48	--	--	--	--	--	--	--	1	3	--	--	1	--	--	--	*
Elkhart	649	37	--	--	3	18	--	59	72	60	--	*	33	--	2	--	16
Fountain	602	--	--	--	--	1	--	1	17	17	--	--	24	--	6	--	5
Fulton	338	--	--	--	1	4	--	5	46	23	--	--	8	--	*	--	4
Grant	148	--	--	--	--	--	--	--	8	10	--	--	4	--	--	--	--
Hamilton	158	--	--	--	--	--	--	--	11	11	--	--	10	--	7	--	10
Hancock	69	--	--	--	--	--	--	--	--	2	--	--	1	--	--	--	1
Hendricks	406	--	--	--	--	--	--	--	18	37	--	--	22	--	1	--	2
Henry	118	--	--	--	--	--	--	--	2	7	--	--	3	--	--	--	1
Howard	193	--	--	--	--	--	--	--	13	13	--	--	12	--	7	--	12
Huntington	268	--	--	--	--	--	--	--	22	42	--	--	10	--	1	--	5
Jasper	109	--	--	--	--	--	--	--	19	1	--	--	1	--	--	--	--
Jay	22	--	--	--	--	--	--	--	*	*	--	--	--	--	*	--	*
Johnson	719	--	--	--	--	--	--	--	25	103	*	--	50	--	--	--	6
Kosciusko	618	--	--	--	--	1	--	1	55	80	--	--	23	--	1	--	6
La Grange	842	5	--	--	3	18	--	26	83	108	--	--	43	--	2	--	11
La Porte	397	--	--	--	--	2	--	2	50	47	--	--	19	--	--	--	4
Lake	215	--	--	--	--	--	--	--	19	20	--	--	10	--	--	--	--
Madison	57	--	--	--	--	--	--	--	3	3	--	--	2	--	1	--	2
Marion	261	--	--	--	--	--	--	--	10	38	--	*	2	--	--	--	*
Marshall	491	--	--	--	5	29	--	34	39	60	--	--	15	*	4	--	5
Miami	673	--	--	--	--	1	--	1	42	117	--	--	28	--	2	--	10
Montgomery	695	--	--	--	--	1	--	1	26	30	--	--	66	--	12	--	11
Newton	129	--	--	--	--	--	--	--	27	1	--	--	1	--	--	--	--
Noble	678	--	--	--	--	--	--	--	50	81	--	--	35	--	4	--	12
Porter	76	--	--	--	--	--	--	--	2	5	--	--	4	--	--	--	--
Pulaski	255	--	--	--	--	1	--	1	35	10	--	--	5	--	--	--	--
Randolph	48	--	--	--	--	--	--	--	--	*	--	--	--	--	--	--	--
Rush	153	--	--	--	--	--	--	--	5	10	--	--	6	--	--	--	*
Shelby	167	--	--	--	--	--	--	--	1	26	--	--	2	--	--	--	*
St. Joseph	374	5	--	--	--	--	--	5	38	47	--	--	17	--	1	--	4
Starke	297	--	--	--	--	1	--	1	37	14	--	--	9	--	--	--	--
Steuben	663	5	--	--	--	--	--	5	58	70	--	--	36	--	6	--	19
Tippecanoe	394	--	--	--	--	1	--	1	45	15	--	--	15	--	7	--	12
Tipton	172	--	--	--	--	--	--	--	11	13	--	--	10	--	7	--	10
Wabash	297	--	--	--	--	1	--	1	27	47	--	--	9	--	*	--	7
Warren	146	--	--	--	--	1	--	1	11	4	--	--	6	--	1	--	4
Wayne	162	--	--	--	--	--	--	--	4	9	--	--	5	--	--	--	3
Wells	79	--	--	--	--	--	--	--	3	3	--	--	2	--	2	--	1
White	216	--	--	--	--	1	--	1	34	6	--	--	4	--	1	--	2
Whitley	600	--	--	--	--	1	--	1	53	63	--	--	31	--	4	--	11
Total	18,372	53	--	--	12	79	--	144	1,393	1,735	*	1	844	*	131	--	318

(Table 16 continued on next page)

(Table 16 continued)

Forest Survey Unit and county	All species	Softwoods							Total softwoods	Hardwoods							
		Eastern redcedar	Jack pine	Shortleaf pine	Red pine	White pine	Virginia pine	Soft maple		Hard maple	Paper birch	River birch	Hickory	Pecan	Hackberry	Persimmon	Beech
Upland Flats Unit																	
Dearborn	517	1	--	--	--	--	--	1	21	36	--	--	16	--	--	--	13
Fayette	322	--	--	--	--	--	--	--	17	31	--	--	19	--	--	--	11
Franklin	874	1	--	--	--	--	--	1	20	58	--	--	23	--	--	--	30
Jefferson	1,061	1	--	3	--	20	--	23	29	86	--	--	14	--	--	--	10
Jennings	3,071	*	--	3	1	--	--	3	41	161	--	2	103	--	2	--	79
Ohio	159	--	--	--	--	--	--	--	3	17	--	--	5	--	--	--	--
Ripley	1,231	*	--	--	--	5	9	14	27	39	--	--	32	--	--	--	31
Switzerland	172	11	--	--	--	*	--	11	5	7	--	--	1	--	--	--	*
Union	417	--	--	--	--	--	--	--	16	21	--	--	16	--	--	--	16
Total	7,824	14	--	5	1	24	9	53	180	455	--	2	230	--	2	--	190
State total	96,998	390	1	85	38	184	346	1,046	4,329	7,652	*	36	5,864	62	293	1	2,050

(Table 16 continued on next page)

(Table 16 continued)

Forest Survey Unit and county	Hardwoods															Total hardwoods	
	Ash	Black walnut	Sweetgum	Yellow- poplar	Tupelo	Sycamore	Cotton- wood	Aspen	Black cherry	Red oak group	White oak group	Black locust	Sassafras	Basswood	Elm		Kentucky coffeetree
Knobs Unit																	
Brown	71	64	18	400	--	49	16	--	66	703	381	--	5	7	*	--	2,212
Clark	79	13	19	190	--	7	12	--	28	296	215	--	1	5	--	--	1,085
Crawford	176	22	7	380	*	43	*	--	32	639	406	--	3	2	4	--	2,157
Dubois	257	41	69	626	*	102	24	*	40	821	548	--	3	4	18	--	3,268
Floyd	24	11	14	79	--	2	12	--	15	108	126	--	1	5	--	--	455
Harrison	248	36	11	473	--	29	13	--	72	824	483	--	2	9	2	--	2,911
Jackson	352	48	51	704	--	47	63	--	73	1,131	478	--	5	4	7	--	3,667
Lawrence	317	53	50	588	*	93	20	*	64	951	391	--	1	2	10	--	3,295
Monroe	78	64	20	506	--	42	18	--	70	701	307	--	3	4	2	--	2,274
Morgan	89	119	5	540	--	14	4	--	115	690	325	--	8	10	*	--	2,395
Orange	247	44	49	665	*	83	24	*	68	903	488	--	*	9	8	--	3,313
Owen	251	123	37	1,217	1	142	36	*	100	1,268	595	--	12	16	21	--	4,861
Perry	159	25	38	285	*	63	5	--	37	509	478	--	3	9	3	--	2,172
Scott	217	14	55	279	--	53	27	--	27	359	186	--	1	2	3	--	1,452
Spencer	178	17	26	242	*	40	8	--	34	481	331	--	3	--	4	--	1,883
Warrick	125	8	29	349	*	30	20	--	15	437	214	--	*	--	4	--	1,501
Washington	305	53	82	846	--	76	64	--	171	1,401	971	--	4	1	12	--	4,957
Total	3,173	755	581	8,369	2	914	364	1	1,028	12,221	6,923	--	54	89	99	--	43,859
Lower Wabash Unit																	
Clay	188	46	20	797	*	89	27	*	64	959	381	--	1	16	12	--	3,167
Daviess	125	35	67	398	1	105	23	1	25	541	219	--	*	--	16	--	1,992
Gibson	75	3	25	86	1	33	18	1	5	149	99	--	--	--	2	--	712
Greene	152	76	59	775	1	120	33	*	55	1,048	532	--	1	5	32	--	3,876
Knox	97	11	23	158	1	34	30	1	20	273	159	--	2	1	1	--	1,075
Martin	129	34	49	413	1	78	18	1	31	587	272	--	--	--	12	--	2,094
Parke	163	69	15	853	*	98	56	--	45	856	341	--	17	19	18	--	3,006
Pike	152	25	45	263	1	58	28	1	20	372	200	--	1	2	4	--	1,593
Posey	18	2	7	36	1	17	10	1	2	81	77	--	--	--	*	--	328
Putnam	137	74	11	727	*	62	28	*	65	750	253	--	9	11	14	--	2,545
Sullivan	67	13	36	292	2	56	20	1	16	330	192	--	1	6	24	--	1,488
Vanderburgh	69	3	15	62	1	22	16	1	6	110	103	--	*	--	2	--	547
Vermillion	22	7	10	124	--	27	19	--	8	176	82	--	*	6	1	--	569
Vigo	234	39	18	496	1	60	28	1	46	937	615	--	8	15	36	--	3,103
Total	1,628	437	400	5,482	10	859	356	6	408	7,171	3,523	--	40	80	173	--	26,094

(Table 16 continued on next page)

(Table 16 continued)

Forest Survey Unit and county	Hardwoods															Total hardwoods	
	Ash	Black walnut	Sweetgum	Yellow-poplar	Tupelo	Sycamore	Cotton-wood	Aspen	Black cherry	Red oak group	White oak group	Black locust	Sassafras	Basswood	Elm		Kentucky coffeetree
Northern Unit																	
Adams	27	9	-	6	-	11	8	-	5	74	57	-	-	7	2	-	270
Allen	95	53	-	14	-	16	12	-	27	183	122	-	-	18	5	1	732
Bartholomew	31	31	3	151	-	8	4	-	43	327	189	-	1	1	-	-	956
Benton	1	1	-	9	-	1	24	-	2	35	42	-	-	-	-	-	145
Blackford	3	1	-	1	-	3	1	-	1	12	18	-	-	-	-	-	56
Boone	11	8	-	19	-	8	10	-	11	19	26	-	-	10	-	-	174
Carroll	22	21	-	23	-	10	38	-	31	78	68	-	-	18	4	-	456
Cass	30	28	*	36	-	16	64	-	44	110	95	-	*	24	9	-	644
Clinton	12	8	-	15	-	8	9	-	12	21	27	-	*	10	-	-	175
De Kalb	75	56	-	29	-	24	19	-	36	204	148	-	*	20	10	1	895
Decatur	184	7	2	111	-	16	6	-	16	224	182	-	-	3	2	-	865
Delaware	4	1	-	6	-	*	-	-	2	13	15	-	-	*	*	-	48
Elkhart	34	12	2	67	-	12	13	-	48	129	65	*	1	16	7	1	590
Fountain	24	32	6	124	-	31	35	-	8	180	84	-	1	7	1	-	602
Fulton	13	9	*	14	-	4	31	-	27	74	67	-	*	9	2	-	334
Grant	36	8	-	2	-	3	2	-	3	33	36	-	-	1	1	-	148
Hamilton	11	8	-	11	-	8	9	-	11	17	24	-	-	10	-	-	158
Hancock	3	3	-	4	-	*	-	-	4	14	36	-	-	1	-	-	69
Hendricks	18	29	-	76	-	2	2	-	33	122	40	-	1	4	-	-	406
Henry	12	5	-	15	-	*	-	-	6	28	38	-	-	1	1	-	118
Howard	13	9	*	14	-	10	15	-	13	21	28	-	*	12	2	-	193
Huntington	38	18	-	14	-	3	4	-	21	41	35	-	-	7	4	1	268
Jasper	1	*	-	1	-	*	16	-	2	30	37	-	-	-	-	-	109
Jay	1	*	-	*	-	1	-	-	*	6	13	-	-	-	-	-	22
Johnson	28	39	*	123	*	1	1	-	43	197	100	-	2	3	-	-	719
Kosciusko	49	47	-	27	-	2	2	-	63	147	96	-	1	13	4	1	618
La Grange	75	54	-	36	-	7	6	-	66	187	105	*	2	22	8	*	816
La Porte	27	11	-	29	-	2	4	-	47	91	47	-	1	13	3	-	395
Lake	20	3	-	10	-	*	-	-	30	63	31	-	2	4	-	-	215
Madison	3	2	-	3	-	2	2	-	3	11	19	-	-	2	-	-	57
Marion	12	10	-	62	-	1	-	-	15	65	47	-	-	*	-	-	261
Marshall	19	26	-	28	-	5	1	-	50	141	48	-	*	12	3	-	457
Miami	44	39	*	39	-	10	12	-	108	163	37	-	*	16	3	-	672
Montgomery	37	23	5	119	-	34	27	-	18	170	98	-	-	16	1	-	694
Newton	1	*	-	1	-	*	23	-	1	33	39	-	-	-	-	-	129
Noble	66	51	-	20	-	11	11	-	34	164	116	*	*	16	7	1	678
Porter	5	1	-	4	-	*	*	-	6	23	24	-	*	*	-	-	76
Pulaski	8	5	-	6	-	*	25	-	19	84	54	-	*	4	-	-	255
Randolph	*	1	-	*	-	*	-	-	1	33	12	-	-	-	-	-	48
Rush	21	6	-	20	-	4	-	-	7	29	43	-	-	1	*	-	153
Shelby	9	3	-	13	-	*	-	-	6	38	66	-	-	*	*	-	167
St. Joseph	24	15	-	28	-	3	6	-	36	89	45	*	1	11	3	*	369
Starke	10	6	-	11	-	*	25	-	24	68	88	-	*	4	-	-	296
Steuben	53	39	-	23	-	21	19	-	31	153	106	*	1	15	8	1	658
Tippecanoe	22	16	-	27	-	15	50	-	15	67	75	-	-	12	1	-	393
Tipton	13	9	-	13	-	8	9	-	13	20	27	-	-	10	-	-	172
Wabash	38	18	*	15	-	6	8	-	27	46	35	-	*	9	5	-	297
Warren	6	3	-	20	-	14	32	-	4	13	25	-	-	2	-	-	145
Wayne	11	5	1	13	-	3	1	-	6	58	41	-	-	1	*	-	162
Wells	30	1	-	-	-	1	*	-	2	15	17	-	-	2	-	-	79
White	7	3	-	5	-	2	27	-	15	54	54	-	*	2	-	-	216
Whitley	73	41	-	20	-	11	11	-	44	124	91	-	*	16	6	1	600
Total	1,412	834	20	1,477	*	359	625	-	1,142	4,338	3,079	1	16	391	105	7	18,228

(Table 16 continued on next page)

(Table 16 continued)

Forest Survey Unit and county	Hardwoods																Total hardwoods
	Ash	Black walnut	Sweetgum	Yellow- poplar	Tupelo	Sycamore	Cotton- wood	Aspen	Black cherry	Red oak group	White oak group	Black locust	Sassafras	Basswood	Elm	Kentucky coffeetree	
Upland Flats Unit																	
Dearborn	86	21	4	106	--	10	*	--	16	117	65	--	*	5	--	--	517
Fayette	31	9	--	42	--	11	--	--	16	53	80	--	*	3	1	--	322
Franklin	100	12	1	175	--	16	2	--	20	238	174	--	*	3	*	--	873
Jefferson	166	17	17	240	--	20	--	--	27	277	134	--	*	1	*	--	1,038
Jennings	360	17	63	670	--	57	13	--	31	921	537	--	1	3	7	--	3,068
Ohio	4	4	--	31	--	*	--	--	5	43	45	--	1	1	--	--	159
Ripley	218	5	33	259	--	21	13	--	18	304	214	--	--	2	1	--	1,217
Switzerland	9	2	--	42	--	1	--	--	3	51	37	--	--	*	*	--	160
Union	173	4	1	47	--	11	1	--	4	50	55	--	--	1	--	--	417
Total	1,147	91	121	1,612	--	147	29	--	139	2,054	1,342	--	3	17	9	--	7,771
State total	7,360	2,118	1,122	16,939	12	2,280	1,373	7	2,718	25,784	14,868	1	112	577	386	7	95,953

* Less than 500 cubic feet.

Table may not sum due to rounding.

Table 17.--Sawtimber removals (International 1/4-inch rule) from timberland for industrial roundwood by Forest Survey Unit, county, and species group, Indiana, 2000

(In thousand board feet)

Forest Survey Unit and county	All species	Softwoods						Total softwoods	Hardwoods								
		Eastern redcedar	Jack pine	Shortleaf pine	Red pine	White pine	Virginia pine		Soft maple	Hard maple	Paper birch	River birch	Hickory	Pecan	Hackberry	Persimmon	Beech
Knobs Unit																	
Brown	11,890	-	-	-	-	-	-	-	353	641	-	1	1,119	1	-	-	189
Clark	5,925	-	-	124	-	23	45	192	230	823	-	-	39	2	-	-	43
Crawford	11,771	303	*	*	-	17	-	320	255	1,360	-	*	370	2	3	*	341
Dubois	17,322	2	*	*	11	11	-	25	709	1,385	-	8	1,228	30	46	*	342
Floyd	2,634	101	-	-	-	24	45	170	128	126	-	-	13	2	-	-	40
Harrison	15,859	436	-	-	4	19	-	458	499	2,389	-	10	467	2	10	1	314
Jackson	19,238	*	-	3	11	24	109	147	537	1,420	*	29	1,143	1	29	-	524
Lawrence	17,406	-	*	*	1	-	-	1	536	1,521	*	4	1,404	1	5	-	512
Monroe	12,269	-	-	-	-	-	-	-	360	981	*	3	875	1	6	-	248
Morgan	12,893	-	-	-	-	-	-	-	390	1,099	*	-	935	1	-	-	115
Orange	17,756	101	*	*	10	11	-	122	573	1,690	-	8	1,000	32	11	-	516
Owen	24,859	-	-	-	-	-	-	-	783	1,768	-	1	2,311	1	54	-	373
Perry	10,854	51	*	*	-	14	-	66	406	1,150	-	*	863	1	25	*	242
Scott	7,986	*	-	97	4	24	387	512	375	435	-	10	192	1	10	-	168
Spencer	10,184	301	*	*	11	139	-	452	351	1,026	-	8	895	30	29	2	312
Warrick	7,946	33	*	*	10	24	-	68	269	545	-	8	431	30	24	*	97
Washington	26,445	101	-	131	11	25	48	315	750	2,694	-	29	1,059	2	32	-	478
Total	233,237	1,428	2	358	71	355	634	2,848	7,504	21,052	2	119	14,341	146	284	3	4,855
Lower Wabash Unit																	
Clay	16,782	-	-	-	-	-	-	-	699	1,019	-	-	878	-	65	-	284
Daviess	10,614	-	*	*	10	10	-	20	686	378	-	8	775	30	28	-	400
Gibson	3,724	-	*	*	11	11	-	23	294	111	-	8	551	31	28	-	100
Greene	19,741	-	*	*	1	-	-	1	884	1,113	-	5	2,498	-	12	-	496
Knox	5,250	-	*	*	10	10	-	20	395	189	-	8	508	30	31	-	128
Martin	11,184	-	*	*	10	10	-	20	594	610	-	8	817	30	10	*	409
Parke	15,614	-	-	-	1	-	-	1	488	859	-	3	697	-	80	-	171
Pike	7,944	-	*	*	11	11	-	23	437	443	-	8	950	30	27	2	207
Posey	1,715	-	*	*	-	-	-	1	167	6	-	*	159	1	15	-	43
Putnam	13,510	-	-	-	-	-	-	-	454	840	-	-	585	-	50	-	172
Sullivan	6,797	-	*	*	-	-	-	1	489	438	-	*	838	-	9	-	278
Vanderburgh	2,899	33	*	*	11	25	-	71	219	121	-	8	226	31	23	1	84
Vermillion	3,063	-	-	-	-	-	-	-	107	135	-	-	146	-	29	-	37
Vigo	15,708	-	-	-	-	-	-	-	595	878	-	-	925	-	158	-	263
Total	134,547	33	3	3	66	78	-	183	6,510	7,140	-	56	10,555	183	565	3	3,073

(Table 17 continued on next page)

(Table 17 continued)

Forest Survey Unit and county	All species	Softwoods							Hardwoods								
		Eastern redcedar	Jack pine	Shortleaf pine	Red pine	White pine	Virginia pine	Total softwoods	Soft maple	Hard maple	Paper birch	River birch	Hickory	Pecan	Hackberry	Persimmon	Beech
Northern Unit																	
Adams	1,432	--	--	--	--	--	--	--	91	94	--	--	75	--	33	--	41
Allen	3,887	--	--	--	--	--	--	--	282	398	--	--	190	--	41	--	60
Bartholomew	5,138	--	--	--	1	--	--	1	113	442	--	3	335	--	3	--	14
Benton	777	--	--	--	--	--	--	--	140	5	--	--	9	--	--	--	5
Blackford	295	--	--	--	--	--	--	--	32	33	--	--	14	--	--	--	--
Boone	931	--	--	--	--	--	--	--	55	56	--	--	59	--	36	--	59
Carroll	2,443	--	--	--	--	3	--	3	286	239	--	--	100	--	36	--	77
Cass	3,452	--	--	--	--	3	--	3	388	305	--	--	130	--	37	--	109
Clinton	934	--	--	--	--	--	--	--	57	66	--	--	60	--	36	--	54
De Kalb	4,781	--	--	--	--	--	--	--	368	610	--	--	273	--	41	--	113
Decatur	4,416	--	--	--	--	--	--	--	101	231	--	--	128	--	8	--	115
Delaware	252	--	--	--	--	--	--	--	4	13	--	--	7	--	--	--	1
Elkhart	3,400	168	--	--	17	97	--	282	366	309	--	1	177	--	13	--	85
Fountain	3,275	--	--	--	--	3	--	3	86	85	--	--	130	--	30	--	25
Fulton	1,805	--	--	--	3	22	--	25	235	118	--	--	45	--	1	--	20
Grant	750	--	--	--	--	--	--	--	43	51	--	--	24	--	--	--	--
Hamilton	845	--	--	--	--	--	--	--	55	56	--	--	54	--	36	--	54
Hancock	366	--	--	--	--	--	--	--	--	10	--	--	4	--	--	--	4
Hendricks	2,166	--	--	--	--	--	--	--	90	188	--	--	119	--	8	--	11
Henry	627	--	--	--	--	--	--	--	9	38	--	--	15	--	--	--	3
Howard	1,034	--	--	--	--	--	--	--	66	66	--	--	62	--	36	--	65
Huntington	1,391	--	--	--	--	--	--	--	114	215	--	--	55	--	6	--	26
Jasper	582	--	--	--	--	--	--	--	98	7	--	--	6	--	--	--	--
Jay	118	--	--	--	--	--	--	--	2	2	--	--	--	--	*	--	1
Johnson	3,883	--	--	--	--	--	--	--	122	637	*	--	257	--	--	--	25
Kosciusko	3,324	--	--	--	--	3	--	3	280	414	--	--	122	--	5	--	30
La Grange	4,483	24	--	--	17	94	--	135	425	555	--	--	227	--	10	--	58
La Porte	2,103	--	--	--	--	10	--	10	254	240	--	--	102	--	--	--	21
Lake	1,129	--	--	--	--	--	--	--	99	104	--	--	55	--	--	--	--
Madison	306	--	--	--	--	--	--	--	13	14	--	--	11	--	8	--	11
Marion	1,429	--	--	--	--	--	--	--	49	230	--	1	11	--	--	--	1
Marshall	2,651	--	--	--	27	155	--	182	198	326	--	--	81	1	21	--	26
Miami	3,591	--	--	--	--	3	--	3	217	601	--	--	149	--	11	--	54
Montgomery	3,704	--	--	--	--	3	--	3	136	155	--	--	352	--	62	--	60
Newton	688	--	--	--	--	--	--	--	140	5	--	--	5	--	--	--	--
Noble	3,634	--	--	--	--	--	--	--	257	416	--	--	184	--	22	--	64
Porter	400	--	--	--	--	--	--	--	11	27	--	--	22	--	--	--	--
Pulaski	1,366	--	--	--	--	3	--	3	179	50	--	--	26	--	--	--	--
Randolph	304	--	--	--	--	--	--	--	--	2	--	--	--	--	--	--	--
Rush	830	--	--	--	--	--	--	--	24	56	--	--	30	--	--	--	3
Shelby	938	--	--	--	--	--	--	--	8	169	--	--	13	--	--	--	3
St. Joseph	1,979	24	--	--	--	--	--	24	193	240	--	--	89	--	5	--	24
Starke	1,590	--	--	--	--	3	--	3	192	74	--	--	47	--	--	--	--
Steuben	3,527	24	--	--	--	--	--	24	295	358	--	--	189	--	32	--	101
Tippecanoe	2,122	--	--	--	--	4	--	4	228	77	--	--	79	--	36	--	66
Tipton	922	--	--	--	--	--	--	--	55	68	--	--	54	--	36	--	54
Wabash	1,548	--	--	--	--	3	--	3	138	239	--	--	50	--	1	--	35
Warren	792	--	--	--	--	4	--	4	57	23	--	--	32	--	8	--	21
Wayne	911	--	--	--	--	--	--	--	20	48	--	--	25	--	--	--	17
Wells	385	--	--	--	--	--	--	--	15	16	--	--	11	--	11	--	4
White	1,153	--	--	--	--	3	--	3	174	31	--	--	22	--	8	--	11
Whitley	3,173	--	--	--	--	3	--	3	270	324	--	--	164	--	19	--	60
Total	97,962	240	--	--	64	422	--	726	7,132	9,135	*	5	4,479	1	696	--	1,685

(Table 17 continued on next page)

(Table 17 continued)

Forest Survey Unit and county	All species	Softwoods						Total softwoods	Hardwoods								
		Eastern redcedar	Jack pine	Shortleaf pine	Red pine	White pine	Virginia pine		Soft maple	Hard maple	Paper birch	River birch	Hickory	Pecan	Hackberry	Persim- mon	Beech
Upland Flats Unit																	
Dearborn	2,747	3	--	--	--	--	--	3	110	182	--	--	85	--	--	--	71
Fayette	1,715	--	--	--	--	--	--	--	86	158	--	--	102	--	--	--	58
Franklin	4,697	2	--	--	--	--	--	2	104	301	--	--	123	--	--	--	159
Jefferson	5,444	3	--	14	--	105	--	122	151	444	--	--	74	--	--	--	52
Jennings	16,007	1	--	14	4	--	--	19	208	820	--	10	548	--	10	--	420
Ohio	840	--	--	--	--	--	--	--	16	87	--	--	26	--	--	--	--
Ripley	6,323	1	--	--	--	24	48	73	139	197	--	--	172	--	--	--	163
Switzerland	899	51	--	--	--	1	--	51	26	38	--	--	7	--	--	--	1
Union	2,019	--	--	--	--	--	--	--	82	106	--	--	84	--	--	--	87
Total	40,690	61	--	28	4	129	48	270	922	2,333	--	10	1,221	--	10	--	1,011
State total	506,436	1,762	5	389	205	984	682	4,027	22,068	39,661	2	190	30,596	330	1,554	6	10,624

(Table 17 continued on next page)

(Table 17 continued)

Forest Survey Unit and county	Hardwoods															Total hardwoods	
	Ash	Black walnut	Sweetgum	Yellow- poplar	Tupelo	Sycamore	Cotton- wood	Aspen	Black cherry	Red oak group	White oak group	Black locust	Sassafras	Basswood	Elm		Kentucky coffeetree
Knobs Unit																	
Brown	375	408	97	2,127	-	260	95	-	364	3,755	2,041	-	27	35	2	-	11,890
Clark	387	83	103	1,010	-	36	69	-	149	1,559	1,170	-	4	26	-	-	5,734
Crawford	900	139	38	2,022	*	228	3	-	174	3,379	2,191	-	15	12	20	-	11,451
Dubois	1,308	259	379	3,324	2	561	140	2	215	4,348	2,877	-	14	23	96	-	17,297
Floyd	126	70	77	421	-	11	69	-	79	567	705	-	4	26	-	-	2,464
Harrison	1,323	225	57	2,517	-	154	75	-	384	4,332	2,573	-	10	49	10	-	15,401
Jackson	1,492	301	273	3,736	-	251	374	-	398	5,950	2,549	-	27	19	35	-	19,090
Lawrence	1,476	337	264	3,125	2	492	121	2	353	5,080	2,103	-	3	10	54	-	17,404
Monroe	413	407	105	2,691	-	223	104	-	396	3,749	1,656	-	15	24	12	-	12,269
Morgan	473	755	27	2,871	-	74	23	-	635	3,647	1,752	-	40	54	2	-	12,893
Orange	1,228	280	260	3,532	2	441	144	2	369	4,787	2,667	-	2	49	41	-	17,634
Owen	1,251	780	195	6,167	1	772	176	2	547	6,444	2,990	-	63	68	113	-	24,859
Perry	790	155	192	1,423	*	299	30	-	200	2,573	2,359	-	17	49	15	-	10,788
Scott	909	90	292	1,482	-	279	155	-	147	1,896	1,004	-	6	8	16	-	7,474
Spencer	887	104	135	1,266	*	207	49	-	183	2,507	1,702	-	17	-	23	-	9,733
Warrick	618	52	154	1,854	*	159	117	-	77	2,295	1,122	-	1	-	24	-	7,878
Washington	1,474	335	437	4,495	-	405	377	-	915	7,371	5,186	-	20	6	64	-	26,130
Total	15,431	4,779	3,085	44,064	8	4,852	2,120	7	5,583	64,239	36,648	-	284	456	527	-	230,389
Lower Wabash Unit																	
Clay	995	290	123	4,235	2	502	162	2	342	5,032	1,998	-	7	82	65	-	16,782
Daviess	615	217	370	2,129	3	584	139	3	135	2,844	1,164	-	1	-	85	-	10,594
Gibson	350	21	130	459	3	173	101	3	29	781	519	-	-	-	9	-	3,701
Greene	742	481	314	3,877	3	656	168	2	293	5,322	2,680	-	5	15	173	-	19,740
Knox	439	70	117	719	4	179	163	3	105	1,351	773	-	8	2	8	-	5,230
Martin	639	212	275	2,212	3	442	107	3	163	3,122	1,442	-	-	-	65	-	11,163
Parke	837	432	74	4,425	*	517	322	-	237	4,454	1,737	-	89	97	93	-	15,613
Pike	722	157	232	1,264	4	304	151	3	107	1,858	982	-	5	3	23	-	7,920
Posey	95	10	35	194	3	88	58	3	12	423	402	-	-	-	*	-	1,714
Putnam	728	465	56	3,862	2	330	167	2	345	3,942	1,331	-	50	58	73	-	13,510
Sullivan	270	79	189	1,238	5	313	80	3	88	1,488	847	-	3	15	126	-	6,797
Vanderburgh	321	22	76	332	3	112	93	3	32	576	537	-	*	-	9	-	2,829
Vermillion	116	46	54	661	-	145	111	-	42	961	437	-	1	30	6	-	3,063
Vigo	1,193	247	88	2,440	4	312	145	3	244	4,780	3,130	-	41	70	190	-	15,708
Total	8,063	2,747	2,134	28,045	40	4,657	1,969	32	2,173	36,935	17,980	-	210	372	923	-	134,364

(Table 17 continued on next page)

(Table 17 continued)

Forest Survey Unit and county	Hardwoods															Total		
	Ash	Black walnut	Sweetgum	Yellow-poplar	Tupelo	Sycamore	Cotton-wood	Aspen	Black cherry	Red oak group	White oak group	Black locust	Sassafras	Basswood	Elm		Kentucky coffeetree	hardwoods
Northern Unit																		
Adams	143	57	--	29	--	59	46	--	27	388	300	--	--	39	11	--	1,432	
Allen	467	331	--	76	--	85	70	--	143	968	648	--	--	94	29	4	3,887	
Bartholomew	164	198	14	800	--	44	22	--	233	1,727	1,011	--	5	7	3	--	5,137	
Benton	6	3	--	50	--	5	143	--	8	183	219	--	--	--	--	--	777	
Blackford	13	6	--	5	--	15	8	--	7	64	97	--	--	--	--	--	295	
Boone	59	49	--	102	--	44	59	--	61	99	139	--	--	54	--	--	931	
Carroll	117	135	--	120	--	51	228	--	167	410	356	--	--	98	20	--	2,440	
Cass	158	177	*	193	--	83	380	--	236	577	500	--	2	129	46	--	3,449	
Clinton	63	52	--	80	--	40	55	--	63	109	142	--	1	55	--	--	934	
De Kalb	399	353	--	153	--	128	112	--	190	1,080	791	--	1	108	56	4	4,781	
Decatur	784	46	11	591	--	85	38	--	86	1,183	983	--	--	15	10	--	4,416	
Delaware	21	7	--	33	--	1	--	--	12	71	81	--	--	1	1	--	252	
Elkhart	181	78	8	354	--	66	78	--	253	676	341	2	7	83	35	4	3,118	
Fountain	127	197	32	657	--	166	207	--	45	993	443	--	4	38	8	--	3,272	
Fulton	67	59	*	76	--	22	185	--	144	390	354	--	2	50	11	--	1,780	
Grant	159	48	--	12	--	17	9	--	14	174	188	--	--	7	4	--	750	
Hamilton	59	48	--	57	--	40	55	--	59	89	129	--	--	54	--	--	845	
Hancock	16	20	--	19	--	2	--	--	20	73	190	--	--	8	--	--	366	
Hendricks	98	180	--	404	--	8	10	--	176	639	210	--	4	20	--	--	2,166	
Henry	63	31	--	77	--	3	--	--	33	146	200	--	--	5	3	--	627	
Howard	69	56	*	76	--	52	90	--	69	109	148	--	*	63	8	--	1,034	
Huntington	168	112	--	76	--	15	26	--	111	215	186	--	--	39	23	4	1,391	
Jasper	8	2	--	6	--	1	96	--	8	158	192	--	--	--	--	--	582	
Jay	4	2	--	2	--	3	--	--	2	31	69	--	--	--	--	--	118	
Johnson	140	252	1	621	*	3	1	--	242	1,026	531	--	10	15	--	--	3,883	
Kosciusko	262	296	--	144	--	12	13	--	341	780	518	--	5	71	24	4	3,320	
La Grange	399	338	--	193	--	35	38	--	360	984	552	*	11	117	45	1	4,349	
La Porte	145	70	--	156	--	11	26	--	249	482	247	--	5	68	18	--	2,093	
Lake	108	18	--	55	--	1	--	--	160	333	165	--	10	20	--	--	1,129	
Madison	15	13	--	14	--	11	13	--	16	59	99	--	--	11	--	--	306	
Marion	62	60	--	327	--	5	--	--	82	347	251	--	--	2	--	--	1,429	
Marshall	100	165	--	148	--	29	6	--	276	748	261	--	1	65	17	--	2,470	
Miami	234	243	2	206	--	54	73	--	576	866	198	--	2	84	18	--	3,588	
Montgomery	198	147	26	631	--	180	158	--	97	896	514	--	--	87	5	--	3,701	
Newton	6	2	--	5	--	1	138	--	7	173	207	--	--	--	--	--	688	
Noble	349	320	--	106	--	60	63	--	179	869	620	*	1	83	35	4	3,634	
Porter	28	4	--	22	--	1	1	--	34	122	125	--	1	2	--	--	400	
Pulaski	42	31	--	34	--	1	147	--	99	444	285	--	1	22	--	--	1,362	
Randolph	2	4	--	3	--	1	--	--	9	221	62	--	--	--	--	--	304	
Rush	113	38	--	107	--	19	--	--	44	153	233	--	--	8	3	--	830	
Shelby	48	22	--	70	--	2	--	--	36	202	361	--	--	3	3	--	938	
St. Joseph	126	96	--	148	--	15	39	--	190	469	237	2	5	58	16	1	1,955	
Starke	56	38	--	57	--	1	146	--	125	356	473	--	1	22	--	--	1,587	
Steuben	281	243	--	124	--	112	114	--	163	803	555	1	5	80	42	4	3,503	
Tippecanoe	119	98	--	141	--	78	299	--	77	354	395	--	--	64	7	--	2,117	
Tipton	71	54	--	69	--	40	55	--	67	105	140	--	--	54	--	--	922	
Wabash	166	112	*	81	--	33	46	--	146	240	184	--	*	48	25	--	1,545	
Warren	32	21	--	107	--	73	187	--	19	68	132	--	--	11	--	--	788	
Wayne	60	31	8	67	--	19	7	--	32	358	214	--	--	4	2	--	911	
Wells	126	7	--	--	--	5	2	--	9	80	88	--	--	11	--	--	385	
White	36	16	--	26	--	11	158	--	80	282	282	--	1	13	--	--	1,150	
Whitley	353	260	--	108	--	58	62	--	234	651	482	--	1	86	31	4	3,170	
Total	7,088	5,247	103	7,815	*	1,905	3,710	--	6,120	23,021	16,331	5	87	2,073	559	37	97,236	

(Table 17 continued on next page)

(Table 17 continued)

Forest Survey Unit and county	Hardwoods															Total hardwoods	
	Ash	Black walnut	Sweetgum	Yellow-poplar	Tupelo	Sycamore	Cottonwood	Aspen	Black cherry	Red oak group	White oak group	Black locust	Sassafras	Basswood	Elm		Kentucky coffeetree
Upland Flats Unit																	
Dearborn	452	130	23	560	--	51	3	--	86	618	344	--	1	27	--	--	2,744
Fayette	164	56	--	221	--	58	--	--	83	280	431	--	1	14	3	--	1,715
Franklin	532	78	8	928	--	86	10	--	110	1,299	940	--	2	14	3	--	4,694
Jefferson	693	113	90	1,276	--	104	--	--	144	1,464	712	--	2	3	1	--	5,321
Jennings	1,664	113	337	3,558	--	304	75	--	165	4,860	2,839	--	7	14	37	--	15,988
Ohio	23	24	--	167	--	2	--	--	24	228	236	--	4	4	--	--	840
Ripley	963	33	177	1,377	--	114	75	--	98	1,606	1,125	--	--	9	4	--	6,250
Switzerland	48	12	--	224	--	3	--	--	17	272	197	--	--	1	1	--	848
Union	729	24	8	248	--	61	7	--	22	266	290	--	--	5	--	--	2,019
Total	5,268	581	641	8,559	--	782	170	--	750	10,891	7,114	--	16	92	50	--	40,420
State total	35,851	13,354	5,963	88,483	48	12,197	7,969	39	14,625	135,086	78,073	5	597	2,992	2,059	37	502,409

* Less than 500 board feet.

Table may not sum due to rounding.

Table 17a.--Sawtimber removals (Doyle rule) from timberland for industrial roundwood by Forest Survey Unit, county, and species group, Indiana, 2000

(In thousand board feet)

Forest Survey Unit and county	All species	Softwoods							Total softwoods	Hardwoods								
		Eastern redcedar	Jack pine	Shortleaf pine	Red pine	White pine	Virginia pine	Soft maple		Hard maple	Paper birch	River birch	Hickory	Pecan	Hackberry	Persimmon	Beech	
Knobs Unit																		
Brown	8,616	--	--	--	--	--	--	--	255	464	--	1	811	1	--	--	--	137
Clark	4,294	--	--	90	--	16	33	139	167	596	--	--	28	2	--	--	--	31
Crawford	8,530	219	*	*	--	12	--	232	185	985	--	*	268	2	2	*	*	247
Dubois	12,552	2	*	*	8	8	--	18	514	1,004	--	6	890	22	33	*	*	248
Floyd	1,909	73	--	--	--	17	33	123	92	91	--	--	10	2	--	--	--	29
Harrison	11,492	316	--	--	3	14	--	332	362	1,731	--	7	338	2	7	7	1	227
Jackson	13,940	*	--	3	8	18	79	107	389	1,029	*	21	828	1	21	--	--	380
Lawrence	12,613	--	*	*	1	--	--	1	389	1,102	*	3	1,017	1	4	--	--	371
Monroe	8,890	--	--	--	--	--	--	--	261	711	*	2	634	1	4	--	--	180
Morgan	9,343	--	--	--	--	--	--	--	283	796	*	--	678	1	--	--	--	83
Orange	12,866	73	*	*	7	8	--	89	415	1,224	--	6	724	24	8	--	--	374
Owen	18,014	--	--	--	--	--	--	--	567	1,281	--	1	1,675	1	39	--	--	270
Perry	7,865	37	*	*	--	10	--	48	294	833	--	*	625	1	18	*	*	175
Scott	5,787	*	--	70	3	17	280	371	272	315	--	7	139	1	7	--	--	122
Spencer	7,380	218	*	*	8	100	--	327	254	744	--	6	649	22	21	1	--	226
Warrick	5,758	24	*	*	7	17	--	49	195	395	--	6	312	22	17	*	*	70
Washington	19,163	73	--	95	8	18	35	229	544	1,952	--	21	767	2	23	--	--	346
Total	169,012	1,035	2	259	52	257	459	2,064	5,438	15,255	1	86	10,392	106	205	2	2	3,518
Lower Wabash Unit																		
Clay	12,161	--	--	--	--	--	--	--	507	739	--	--	637	--	47	--	--	206
Daviess	7,692	--	*	*	7	7	--	15	497	274	--	6	561	22	20	--	--	290
Gibson	2,698	--	*	*	8	8	--	17	213	80	--	6	399	22	20	--	--	73
Greene	14,305	--	*	*	1	--	--	1	641	806	--	4	1,810	--	9	--	--	360
Knox	3,805	--	*	*	7	7	--	15	286	137	--	6	368	22	22	--	--	93
Martin	8,104	--	*	*	7	7	--	15	431	442	--	6	592	22	7	*	*	296
Parke	11,315	--	--	--	1	--	--	1	354	623	--	2	505	--	58	--	--	124
Pike	5,756	--	*	*	8	8	--	17	317	321	--	6	688	22	20	2	--	150
Posey	1,243	--	*	*	--	--	--	*	121	4	--	*	115	1	11	--	--	31
Putnam	9,790	--	--	--	--	--	--	--	329	609	--	--	424	--	36	--	--	125
Sullivan	4,926	--	*	*	--	--	--	*	354	317	--	*	607	--	7	--	--	202
Vanderburgh	2,101	24	*	*	8	18	--	51	159	88	--	6	164	22	17	*	*	61
Vermillion	2,220	--	--	--	--	--	--	--	78	98	--	--	106	--	21	--	--	27
Vigo	11,383	--	--	--	--	--	--	--	431	636	--	--	670	--	115	--	--	191
Total	97,498	24	2	2	48	56	--	132	4,717	5,174	--	40	7,648	132	409	2	2	2,227

(Table 17a continued on next page)

(Table 17a continued)

Forest Survey Unit and county	All species	Softwoods							Total softwoods	Hardwoods							
		Eastern redcedar	Jack pine	Shortleaf pine	Red pine	White pine	Virginia pine	Soft maple		Hard maple	Paper birch	River birch	Hickory	Pecan	Hackberry	Persim- mon	Beech
Northern Unit																	
Adams	1,038	-	-	-	-	-	-	-	66	68	-	-	55	-	24	-	29
Allen	2,816	-	-	-	-	-	-	-	204	288	-	-	137	-	30	-	43
Bartholomew	3,723	-	-	-	1	-	-	1	82	320	-	2	243	-	2	-	10
Benton	563	-	-	-	-	-	-	-	101	4	-	-	7	-	-	-	3
Blackford	214	-	-	-	-	-	-	-	24	24	-	-	10	-	-	-	-
Boone	675	-	-	-	-	-	-	-	40	41	-	-	42	-	26	-	42
Carroll	1,770	-	-	-	-	2	-	2	207	173	-	-	72	-	26	-	56
Cass	2,502	-	-	-	-	2	-	2	281	221	-	-	94	-	27	-	79
Clinton	677	-	-	-	-	-	-	-	41	48	-	-	44	-	26	-	39
De Kalb	3,464	-	-	-	-	-	-	-	267	442	-	-	198	-	30	-	82
Decatur	3,200	-	-	-	-	-	-	-	74	167	-	-	93	-	6	-	83
Delaware	183	-	-	-	-	-	-	-	3	10	-	-	5	-	-	-	1
Elkhart	2,464	122	-	-	12	71	-	204	266	224	-	1	128	-	9	-	61
Fountain	2,373	-	-	-	-	2	-	2	62	61	-	-	94	-	22	-	18
Fulton	1,308	-	-	-	2	16	-	18	170	85	-	-	33	-	1	-	15
Grant	543	-	-	-	-	-	-	-	31	37	-	-	17	-	-	-	-
Hamilton	612	-	-	-	-	-	-	-	40	41	-	-	39	-	26	-	39
Hancock	265	-	-	-	-	-	-	-	-	7	-	-	3	-	-	-	3
Hendricks	1,569	-	-	-	-	-	-	-	65	136	-	-	86	-	5	-	8
Henry	454	-	-	-	-	-	-	-	7	28	-	-	11	-	-	-	2
Howard	750	-	-	-	-	-	-	-	48	48	-	-	45	-	26	-	47
Huntington	1,008	-	-	-	-	-	-	-	83	156	-	-	40	-	4	-	19
Jasper	422	-	-	-	-	-	-	-	71	5	-	-	4	-	-	-	-
Jay	86	-	-	-	-	-	-	-	1	1	-	-	-	-	*	-	1
Johnson	2,814	-	-	-	-	-	-	-	88	461	*	-	186	-	-	-	18
Kosciusko	2,408	-	-	-	-	2	-	2	203	300	-	-	88	-	4	-	22
La Grange	3,249	17	-	-	12	68	-	98	308	402	-	-	165	-	7	-	42
La Porte	1,524	-	-	-	-	7	-	7	184	174	-	-	74	-	-	-	15
Lake	818	-	-	-	-	-	-	-	72	75	-	-	40	-	-	-	-
Madison	222	-	-	-	-	-	-	-	10	10	-	-	8	-	5	-	8
Marion	1,036	-	-	-	-	-	-	-	36	167	-	1	8	-	-	-	*
Marshall	1,921	-	-	-	19	112	-	132	144	236	-	-	59	1	15	-	19
Miami	2,602	-	-	-	-	2	-	2	157	436	-	-	108	-	8	-	39
Montgomery	2,684	-	-	-	-	2	-	2	98	112	-	-	255	-	45	-	43
Newton	499	-	-	-	-	-	-	-	101	4	-	-	3	-	-	-	-
Noble	2,634	-	-	-	-	-	-	-	187	301	-	-	133	-	16	-	46
Porter	290	-	-	-	-	-	-	-	8	19	-	-	16	-	-	-	-
Pulaski	990	-	-	-	-	2	-	2	130	36	-	-	19	-	-	-	-
Randolph	220	-	-	-	-	-	-	-	-	1	-	-	-	-	-	-	-
Rush	601	-	-	-	-	-	-	-	17	41	-	-	22	-	-	-	2
Shelby	680	-	-	-	-	-	-	-	6	122	-	-	9	-	-	-	2
St. Joseph	1,434	17	-	-	-	-	-	17	140	174	-	-	65	-	4	-	17
Starke	1,152	-	-	-	-	2	-	2	139	54	-	-	34	-	-	-	-
Steuben	2,556	17	-	-	-	-	-	17	214	260	-	-	137	-	23	-	73
Tippecanoe	1,537	-	-	-	-	3	-	3	165	56	-	-	57	-	26	-	48
Tipton	668	-	-	-	-	-	-	-	40	49	-	-	39	-	26	-	39
Wabash	1,122	-	-	-	-	2	-	2	100	173	-	-	36	-	1	-	26
Warren	574	-	-	-	-	3	-	3	41	16	-	-	23	-	5	-	15
Wayne	660	-	-	-	-	-	-	-	15	35	-	-	18	-	-	-	13
Wells	279	-	-	-	-	-	-	-	11	11	-	-	8	-	8	-	3
White	836	-	-	-	-	2	-	2	126	23	-	-	16	-	5	-	8
Whitley	2,299	-	-	-	-	2	-	2	196	235	-	-	119	-	14	-	43
Total	70,987	174	-	-	46	306	-	526	5,168	6,620	*	4	3,245	1	504	-	1,221

(Table 17a continued on next page)

(Table 17a continued)

Forest Survey Unit and county	All species	Softwoods						Total softwoods	Hardwoods								
		Eastern redcedar	Jack pine	Shortleaf pine	Red pine	White pine	Virginia pine		Soft maple	Hard maple	Paper birch	River birch	Hickory	Pecan	Hackberry	Persim- mon	Beech
Upland Flats Unit																	
Dearborn	1,990	2	--	--	--	--	2	80	132	--	--	62	--	--	--	--	52
Fayette	1,243	--	--	--	--	--	--	62	115	--	--	74	--	--	--	--	42
Franklin	3,403	2	--	--	--	--	2	75	218	--	--	89	--	--	--	--	115
Jefferson	3,945	2	--	10	--	76	89	109	322	--	--	53	--	--	--	--	38
Jennings	11,599	1	--	10	3	--	13	150	594	--	7	397	--	--	7	--	305
Ohio	609	--	--	--	--	--	--	11	63	--	--	19	--	--	--	--	--
Ripley	4,582	1	--	--	--	17	35	53	101	143	--	--	125	--	--	--	118
Switzerland	652	37	--	--	--	*	--	37	19	28	--	--	5	--	--	--	1
Union	1,463	--	--	--	--	--	--	59	77	--	--	61	--	--	--	--	63
Total	29,486	44	--	21	3	94	35	196	668	1,691	--	7	885	--	7	--	733
State total	366,983	1,277	4	282	148	713	494	2,918	15,991	28,740	2	138	22,171	239	1,126	5	7,698

(Table 17a continued on next page)

(Table 17a continued)

Forest Survey Unit and county	Hardwoods																Total hardwoods
	Ash	Black walnut	Sweetgum	Yellow- poplar	Tupelo	Sycamore	Cotton- wood	Aspen	Black cherry	Red oak group	White oak group	Black locust	Sassafras	Basswood	Elm	Kentucky coffeetree	
Knobs Unit																	
Brown	271	296	71	1,542	--	188	69	--	263	2,721	1,479	--	20	25	1	--	8,616
Clark	281	60	75	732	--	26	50	--	108	1,130	848	--	3	19	--	--	4,155
Crawford	652	100	27	1,465	*	165	2	--	126	2,448	1,588	--	11	9	14	--	8,298
Dubois	948	187	275	2,409	1	406	101	1	156	3,151	2,085	--	10	17	70	--	12,534
Floyd	91	51	56	305	--	8	50	--	57	411	511	--	3	19	--	--	1,786
Harrison	959	163	41	1,824	--	112	54	--	278	3,139	1,865	--	7	35	7	--	11,160
Jackson	1,081	218	198	2,707	--	182	271	--	288	4,312	1,847	--	19	14	26	--	13,834
Lawrence	1,070	244	191	2,265	1	356	88	1	256	3,681	1,524	--	2	7	39	--	12,612
Monroe	299	295	76	1,950	--	162	75	--	287	2,717	1,200	--	11	17	9	--	8,890
Morgan	342	547	20	2,080	--	53	17	--	460	2,643	1,270	--	29	39	1	--	9,343
Orange	890	203	188	2,560	1	320	104	1	268	3,468	1,933	--	2	35	30	--	12,778
Owen	907	565	141	4,469	1	560	127	2	396	4,670	2,166	--	46	49	82	--	18,014
Perry	573	112	139	1,031	*	217	22	--	145	1,865	1,709	--	12	35	11	--	7,818
Scott	659	65	212	1,074	*	202	112	--	106	1,374	727	--	4	6	12	--	5,416
Spencer	643	75	98	918	*	150	35	--	133	1,817	1,234	--	12	--	17	--	7,053
Warrick	448	38	112	1,344	*	115	85	--	56	1,663	813	--	1	--	17	--	5,709
Washington	1,068	243	317	3,257	--	294	273	--	663	5,341	3,758	--	14	4	46	--	18,934
Total	11,182	3,463	2,235	31,930	6	3,516	1,536	5	4,045	46,550	26,557	--	206	330	382	--	166,948
Lower Wabash Unit																	
Clay	721	210	89	3,069	1	364	117	1	248	3,647	1,448	--	5	59	47	--	12,161
Daviess	446	157	268	1,542	2	423	101	2	98	2,061	844	--	1	--	61	--	7,677
Gibson	254	15	94	333	2	126	73	2	21	566	376	--	--	--	6	--	2,682
Greene	538	348	228	2,809	2	476	122	1	212	3,856	1,942	--	4	11	125	--	14,304
Knox	318	50	85	521	3	130	118	2	76	979	560	--	6	2	6	--	3,790
Martin	463	154	200	1,603	2	320	78	2	118	2,262	1,045	--	--	--	47	--	8,089
Parke	607	313	54	3,206	*	375	234	--	172	3,227	1,259	--	64	70	67	--	11,314
Pike	523	114	168	916	3	220	109	2	78	1,347	712	--	3	2	17	--	5,739
Posey	69	7	25	140	2	63	42	2	9	307	291	--	--	--	*	--	1,242
Putnam	528	337	40	2,798	1	239	121	1	250	2,857	965	--	36	42	53	--	9,790
Sullivan	196	58	137	897	3	227	58	2	63	1,078	614	--	2	11	91	--	4,925
Vanderburgh	233	16	55	240	2	81	68	2	23	418	389	--	*	--	6	--	2,050
Vermillion	84	33	39	479	--	105	80	--	30	696	317	--	1	21	4	--	2,220
Vigo	865	179	64	1,768	3	226	105	2	177	3,464	2,268	--	30	51	137	--	11,383
Total	5,843	1,991	1,546	20,323	29	3,375	1,427	23	1,574	26,764	13,029	--	152	270	669	--	97,365

(Table 17a continued on next page)

(Table 17a continued)

Forest Survey Unit and county	Hardwoods															Total hardwoods	
	Ash	Black walnut	Sweetgum	Yellow- poplar	Tupelo	Sycamore	Cotton- wood	Aspen	Black cherry	Red oak group	White oak group	Black locust	Sassafras	Basswood	Elm		Kentucky coffeetree
Northern Unit																	
Adams	104	41	-	21	-	42	33	-	19	281	218	-	-	28	8	-	1,038
Allen	339	240	-	55	-	62	51	-	104	702	470	-	-	68	21	3	2,816
Bartholomew	119	143	10	579	-	32	16	-	169	1,251	732	-	3	5	2	-	3,723
Benton	4	2	-	36	-	4	103	-	6	133	159	-	-	-	-	-	563
Blackford	10	4	-	3	-	11	6	-	5	46	70	-	-	-	-	-	214
Boone	42	36	-	74	-	32	43	-	44	72	101	-	-	39	-	-	675
Carroll	85	98	-	87	-	37	166	-	121	297	258	-	-	71	15	-	1,768
Cass	115	128	*	140	-	60	275	-	171	418	362	-	1	93	33	-	2,499
Clinton	46	38	-	58	-	29	40	-	46	79	103	-	1	40	-	-	677
De Kalb	289	256	-	111	-	93	81	-	138	782	574	-	1	78	40	3	3,464
Decatur	568	34	8	429	-	61	27	-	63	858	712	-	-	11	7	-	3,200
Delaware	15	5	-	24	-	1	-	-	8	51	59	-	-	1	1	-	183
Elkhart	131	57	6	257	-	48	57	-	184	490	247	2	5	60	25	3	2,259
Fountain	92	143	23	476	-	121	150	-	32	719	321	-	3	27	6	-	2,371
Fulton	48	43	*	55	-	16	134	-	104	282	256	-	1	36	8	-	1,290
Grant	115	35	-	8	-	12	7	-	10	126	137	-	-	5	3	-	543
Hamilton	42	35	-	41	-	29	40	-	43	64	93	-	-	39	-	-	612
Hancock	12	14	-	14	-	2	-	-	15	53	138	-	-	6	-	-	265
Hendricks	71	130	-	293	-	6	7	-	128	463	152	-	3	14	-	-	1,569
Henry	46	22	-	56	-	2	-	-	24	106	145	-	-	4	2	-	454
Howard	50	41	*	55	-	38	65	-	50	79	107	-	*	45	6	-	750
Huntington	122	81	-	55	-	11	19	-	81	156	135	-	-	28	17	3	1,008
Jasper	6	1	-	4	-	1	70	-	6	115	139	-	-	-	-	-	422
Jay	3	1	-	1	-	2	-	-	2	23	50	-	-	-	-	-	86
Johnson	102	183	*	450	*	2	1	-	176	743	385	-	7	11	-	-	2,814
Kosciusko	190	215	-	104	-	8	9	-	247	565	375	-	4	52	17	3	2,406
La Grange	289	245	-	140	-	26	28	-	261	713	400	*	8	85	33	1	3,151
La Porte	105	51	-	113	-	8	19	-	180	349	179	-	4	49	13	-	1,517
Lake	78	13	-	40	-	1	-	-	116	241	120	-	7	15	-	-	818
Madison	11	9	-	10	-	8	9	-	12	43	72	-	-	8	-	-	222
Marion	45	44	-	237	-	3	-	-	60	251	182	-	-	2	-	-	1,036
Marshall	72	120	-	107	-	21	4	-	200	542	189	-	1	47	12	-	1,790
Miami	170	176	1	149	-	39	53	-	418	628	144	-	1	61	13	-	2,600
Montgomery	143	106	19	457	-	130	115	-	70	649	373	-	-	63	3	-	2,682
Newton	4	1	-	3	-	1	100	-	5	125	150	-	-	-	-	-	499
Noble	253	232	-	77	-	44	46	-	130	630	449	*	1	60	25	3	2,634
Porter	21	3	-	16	-	1	1	-	25	88	91	-	1	1	-	-	290
Pulaski	31	23	-	24	-	1	107	-	72	322	207	-	1	16	-	-	987
Randolph	1	3	-	2	-	1	-	-	7	160	45	-	-	-	-	-	220
Rush	82	28	-	77	-	14	-	-	32	111	169	-	-	6	2	-	601
Shelby	35	16	-	50	-	2	-	-	26	146	262	-	-	2	2	-	680
St. Joseph	92	70	-	107	-	11	28	-	138	340	172	2	4	42	11	1	1,417
Starke	40	28	-	41	-	1	106	-	91	258	343	-	1	16	-	-	1,150
Steuben	203	176	-	90	-	81	82	-	118	582	402	*	4	58	30	3	2,538
Tippecanoe	86	71	-	102	-	57	217	-	56	256	286	-	-	46	5	-	1,534
Tipton	51	39	-	50	-	29	40	-	49	76	102	-	-	39	-	-	668
Wabash	120	82	*	59	-	24	33	-	106	174	133	-	*	35	18	-	1,120
Warren	23	15	-	77	-	53	136	-	14	49	95	-	-	8	-	-	571
Wayne	43	22	5	49	-	13	5	-	23	259	155	-	-	3	1	-	660
Wells	91	5	-	-	-	4	2	-	6	58	64	-	-	8	-	-	279
White	26	11	-	19	-	8	115	-	58	204	205	-	1	9	-	-	833
Whitley	256	189	-	79	-	42	45	-	169	472	349	-	1	62	23	3	2,297
Total	5,137	3,803	75	5,663	*	1,381	2,689	-	4,435	16,682	11,834	4	63	1,502	405	27	70,461

(Table 17a continued on next page)

(Table 17a continued)

Forest Survey Unit and county	Hardwoods															Total hardwoods	
	Ash	Black walnut	Sweetgum	Yellow-poplar	Tupelo	Sycamore	Cottonwood	Aspen	Black cherry	Red oak group	White oak group	Black locust	Sassafras	Basswood	Kentucky Elm coffeetree		
Upland Flats Unit																	
Dearborn	327	95	17	406	-	37	2	-	62	448	249	-	1	20	-	-	1,988
Fayette	119	41	-	160	-	42	-	-	60	203	313	-	1	10	2	-	1,243
Franklin	386	56	5	672	-	62	7	-	80	941	681	-	1	10	2	-	3,402
Jefferson	502	82	65	924	-	75	-	-	104	1,061	516	-	1	2	1	-	3,856
Jennings	1,206	82	244	2,578	-	220	55	-	120	3,522	2,057	-	5	10	27	-	11,586
Ohio	17	17	-	121	-	2	-	-	18	165	171	-	3	3	-	-	609
Ripley	698	24	128	998	-	83	54	-	71	1,163	815	-	-	6	3	-	4,529
Switzerland	35	8	-	162	-	2	-	-	13	197	143	-	-	1	1	-	614
Union	528	17	5	180	-	44	5	-	16	193	210	-	-	4	-	-	1,463
Total	3,817	421	464	6,202	-	567	123	-	543	7,892	5,155	-	12	66	36	-	29,290
State total	25,979	9,677	4,321	64,118	35	8,839	5,775	28	10,598	97,888	56,575	4	433	2,168	1,492	27	364,065

* Less than 500 board feet.

Table may not sum due to rounding.

Table 18.--Harvest residue generated by industrial roundwood harvesting from timberland by Forest Survey Unit, county, and species group, Indiana, 2000

(In thousand cubic feet)

Forest Survey Unit and county	All species	Softwoods							Total softwoods	Hardwoods							
		Eastern redcedar	Jack pine	Shortleaf pine	Red pine	White pine	Virginia pine	Soft maple		Hard maple	Paper birch	River birch	Hickory	Pecan	Hackberry	Persim- mon	Beech
Knobs Unit																	
Brown	1,497	-	-	-	-	-	-	-	49	68	-	*	158	*	-	-	27
Clark	772	-	-	29	-	5	11	45	32	111	-	-	5	*	-	-	6
Crawford	1,510	36	*	*	-	4	-	40	35	176	-	*	51	*	*	*	48
Dubois	2,103	*	*	*	3	3	-	6	83	165	-	1	165	4	7	*	47
Floyd	327	13	-	-	-	6	11	29	18	16	-	-	1	*	-	-	6
Harrison	2,090	55	-	-	1	4	-	60	69	322	-	1	63	*	1	*	44
Jackson	2,525	*	-	1	2	6	25	34	74	177	*	4	161	*	4	-	75
Lawrence	2,230	-	*	*	*	-	-	*	74	185	*	1	198	*	1	-	73
Monroe	1,537	-	-	-	-	-	-	-	50	103	*	*	123	*	1	-	35
Morgan	1,617	-	-	-	-	-	-	-	54	122	*	-	132	*	-	-	16
Orange	2,249	13	*	*	2	3	-	18	79	204	-	1	142	4	2	-	73
Owen	3,187	-	-	-	-	-	-	-	98	216	-	*	324	*	8	-	50
Perry	1,082	5	*	*	-	3	-	8	33	116	-	*	70	*	4	*	25
Scott	1,070	*	-	23	1	6	89	118	51	56	-	1	27	*	1	-	24
Spencer	1,314	38	*	*	3	33	-	73	44	134	-	1	117	4	4	*	43
Warrick	1,074	4	*	*	2	6	-	12	37	75	-	1	61	4	3	*	14
Washington	3,415	13	-	31	2	6	11	63	103	357	-	4	149	*	5	-	67
Total	29,599	176	1	84	17	83	147	507	980	2,602	*	17	1,948	18	40	*	673
Lower Wabash Unit																	
Clay	2,219	-	-	-	-	-	-	-	88	137	-	-	125	-	9	-	40
Daviess	1,382	-	*	*	2	2	-	5	86	50	-	1	110	4	4	-	57
Gibson	504	-	*	*	3	3	-	5	40	15	-	1	78	4	4	-	14
Greene	2,556	-	*	*	*	-	-	*	112	147	-	1	351	-	2	-	68
Knox	683	-	*	*	2	2	-	5	54	25	-	1	70	4	4	-	17
Martin	1,436	-	*	*	2	2	-	5	74	81	-	1	116	4	1	*	58
Parke	2,058	-	-	-	*	-	-	*	66	117	-	*	98	-	11	-	24
Pike	1,046	-	*	*	3	3	-	5	59	60	-	1	133	4	4	*	28
Posey	228	-	*	*	-	-	-	*	23	1	-	*	22	*	2	-	6
Putnam	1,800	-	-	-	-	-	-	-	63	115	-	-	83	-	7	-	25
Sullivan	826	-	*	*	-	-	-	*	57	56	-	*	114	-	1	-	37
Vanderburgh	390	4	*	*	3	6	-	13	30	17	-	1	32	4	3	*	12
Vermillion	389	-	-	-	-	-	-	-	15	18	-	-	21	-	4	-	5
Vigo	2,077	-	-	-	-	-	-	-	81	119	-	-	129	-	23	-	36
Total	17,593	4	1	1	15	18	-	39	848	960	-	8	1,481	26	80	*	427

(Table 18 continued on next page)

(Table 18 continued)

Forest Survey Unit and county	All species	Softwoods						Total softwoods	Hardwoods								
		Eastern redcedar	Jack pine	Shortleaf pine	Red pine	White pine	Virginia pine		Soft maple	Hard maple	Paper birch	River birch	Hickory	Pecan	Hackberry	Persimmon	Beech
Northern Unit																	
Adams	188	--	--	--	--	--	--	--	12	13	--	--	11	--	5	--	6
Allen	485	--	--	--	--	--	--	--	39	55	--	--	27	--	6	--	8
Bartholomew	645	--	--	--	*	--	--	*	15	45	--	*	47	--	*	--	2
Benton	100	--	--	--	--	--	--	--	19	1	--	--	1	--	--	--	1
Blackford	39	--	--	--	--	--	--	--	4	5	--	--	2	--	--	--	--
Boone	122	--	--	--	--	--	--	--	8	8	--	--	8	--	5	--	8
Carroll	315	--	--	--	--	1	--	1	39	33	--	--	14	--	5	--	11
Cass	444	--	--	--	--	1	--	1	53	42	--	--	18	--	5	--	16
Clinton	122	--	--	--	--	--	--	--	8	9	--	--	9	--	5	--	8
De Kalb	606	--	--	--	--	--	--	--	51	84	--	--	39	--	6	--	16
Decatur	571	--	--	--	--	--	--	--	14	31	--	--	18	--	1	--	16
Delaware	33	--	--	--	--	--	--	--	1	2	--	--	1	--	--	--	*
Elkhart	466	21	--	--	4	23	--	48	50	43	--	*	25	--	2	--	12
Fountain	401	--	--	--	--	1	--	1	12	12	--	--	18	--	4	--	4
Fulton	236	--	--	--	1	5	--	6	32	16	--	--	6	--	*	--	3
Grant	95	--	--	--	--	--	--	--	6	7	--	--	3	--	--	--	--
Hamilton	110	--	--	--	--	--	--	--	8	8	--	--	8	--	5	--	8
Hancock	47	--	--	--	--	--	--	--	--	1	--	--	1	--	--	--	1
Hendricks	278	--	--	--	--	--	--	--	12	26	--	--	17	--	1	--	1
Henry	82	--	--	--	--	--	--	--	1	5	--	--	2	--	--	--	*
Howard	135	--	--	--	--	--	--	--	9	9	--	--	9	--	5	--	9
Huntington	177	--	--	--	--	--	--	--	16	30	--	--	8	--	1	--	4
Jasper	75	--	--	--	--	--	--	--	13	1	--	--	1	--	--	--	--
Jay	15	--	--	--	--	--	--	--	*	*	--	--	--	--	*	--	*
Johnson	424	--	--	--	--	--	--	--	17	39	*	--	35	--	--	--	3
Kosciusko	410	--	--	--	--	1	--	1	38	55	--	--	17	--	1	--	4
La Grange	583	3	--	--	4	22	--	29	59	75	--	--	32	--	1	--	8
La Porte	279	--	--	--	--	2	--	2	35	33	--	--	15	--	--	--	3
Lake	152	--	--	--	--	--	--	--	14	14	--	--	8	--	--	--	--
Madison	40	--	--	--	--	--	--	--	2	2	--	--	1	--	1	--	1
Marion	168	--	--	--	--	--	--	--	7	16	--	*	2	--	--	--	*
Marshall	342	--	--	--	6	36	--	43	27	37	--	--	12	*	3	--	4
Miami	461	--	--	--	--	1	--	1	30	82	--	--	21	--	2	--	8
Montgomery	489	--	--	--	--	1	--	1	19	21	--	--	50	--	9	--	8
Newton	88	--	--	--	--	--	--	--	19	1	--	--	1	--	--	--	--
Noble	454	--	--	--	--	--	--	--	35	57	--	--	26	--	3	--	9
Porter	54	--	--	--	--	--	--	--	2	4	--	--	3	--	--	--	--
Pulaski	175	--	--	--	--	1	--	1	25	7	--	--	4	--	--	--	--
Randolph	17	--	--	--	--	--	--	--	--	*	--	--	--	--	--	--	--
Rush	101	--	--	--	--	--	--	--	3	6	--	--	4	--	--	--	*
Shelby	100	--	--	--	--	--	--	--	1	8	--	--	2	--	--	--	*
St. Joseph	259	3	--	--	--	--	--	3	27	33	--	--	13	--	1	--	3
Starke	202	--	--	--	--	1	--	1	26	10	--	--	7	--	--	--	--
Steuben	454	3	--	--	--	--	--	3	41	49	--	--	27	--	5	--	14
Tippecanoe	271	--	--	--	--	1	--	1	31	11	--	--	11	--	5	--	9
Tipton	120	--	--	--	--	--	--	--	8	9	--	--	8	--	5	--	8
Wabash	198	--	--	--	--	1	--	1	19	33	--	--	7	--	*	--	5
Warren	102	--	--	--	--	1	--	1	8	3	--	--	4	--	1	--	3
Wayne	96	--	--	--	--	--	--	--	3	7	--	--	4	--	--	--	2
Wells	50	--	--	--	--	--	--	--	2	2	--	--	2	--	2	--	1
White	150	--	--	--	--	1	--	1	24	4	--	--	3	--	1	--	1
Whitley	402	--	--	--	--	1	--	1	37	45	--	--	23	--	3	--	8
Total	12,426	30	--	--	15	99	--	144	981	1,148	*	1	635	*	99	--	240

(Table 18 continued on next page)

(Table 18 continued)

Forest Survey Unit and county	All species	Softwoods						Total softwoods	Hardwoods								
		Eastern redcedar	Jack pine	Shortleaf pine	Red pine	White pine	Virginia pine		Soft maple	Hard maple	Paper birch	River birch	Hickory	Pecan	Hackberry	Persim- mon	Beech
Upland Flats Unit																	
Dearborn	362	*	-	-	-	-	-	*	15	25	-	-	12	-	-	-	10
Fayette	224	-	-	-	-	-	-	-	12	22	-	-	15	-	-	-	8
Franklin	597	*	-	-	-	-	-	*	14	40	-	-	17	-	-	-	23
Jefferson	720	*	-	3	-	25	-	28	21	60	-	-	10	-	-	-	7
Jennings	2,099	*	-	3	1	-	-	4	29	110	-	1	78	-	1	-	60
Ohio	111	-	-	-	-	-	-	-	2	12	-	-	4	-	-	-	-
Ripley	835	*	-	-	-	6	11	17	19	27	-	-	25	-	-	-	23
Switzerland	120	6	-	-	-	*	-	6	4	5	-	-	1	-	-	-	*
Union	265	-	-	-	-	-	-	-	11	14	-	-	12	-	-	-	12
Total	5,332	8	-	7	1	30	11	57	127	315	-	1	173	-	1	-	144
State total	64,950	217	1	91	48	231	158	747	2,937	5,024	*	27	4,238	44	221	1	1,484

(Table 18 continued on next page)

(Table 18 continued)

Forest Survey Unit and county	Hardwoods															Total	
	Ash	Black walnut	Sweetgum	Yellow-poplar	Tupelo	Sycamore	Cotton-wood	Aspen	Black cherry	Red oak group	White oak group	Black locust	Sassafras	Basswood	Elm		Kentucky coffeetree
Knobs Unit																	
Brown	53	14	14	302	-	37	10	-	44	465	247	-	4	5	*	-	1,497
Clark	53	3	15	143	-	5	7	-	21	204	118	-	1	4	-	-	727
Crawford	125	5	5	286	*	32	*	-	24	434	242	-	2	2	3	-	1,469
Dubois	178	9	45	455	*	63	15	*	29	536	278	-	2	3	13	-	2,098
Floyd	18	3	11	59	-	2	7	-	11	74	70	-	1	4	-	-	298
Harrison	185	8	8	354	-	22	8	-	54	568	311	-	1	7	1	-	2,030
Jackson	190	11	39	532	-	36	40	-	52	778	307	-	4	3	5	-	2,490
Lawrence	197	12	38	444	*	70	13	*	44	631	240	-	*	1	7	-	2,229
Monroe	58	14	15	382	-	32	11	-	45	463	198	-	2	3	2	-	1,537
Morgan	67	27	4	408	-	11	2	-	79	470	211	-	6	8	*	-	1,617
Orange	169	10	37	502	*	63	15	*	48	610	259	-	*	7	6	-	2,232
Owen	174	28	19	852	*	96	18	*	71	827	373	-	9	9	16	-	3,187
Perry	85	6	21	156	*	26	3	-	28	282	208	-	2	7	2	-	1,074
Scott	114	3	42	210	-	40	16	-	19	244	102	-	1	*	2	-	952
Spencer	118	4	18	171	*	26	5	-	26	319	201	-	2	-	3	-	1,241
Warrick	85	2	22	264	*	23	12	-	11	301	141	-	*	-	3	-	1,061
Washington	200	12	62	638	-	58	40	-	128	965	553	-	3	1	9	-	3,352
Total	2,069	169	414	6,158	1	640	223	1	734	8,169	4,060	-	40	63	73	-	29,092
Lower Wabash Unit																	
Clay	141	11	10	593	*	58	17	*	47	659	261	-	1	12	9	-	2,219
Daviess	85	8	45	294	*	69	15	*	19	372	145	-	*	-	11	-	1,377
Gibson	47	1	18	65	*	25	11	*	4	101	67	-	-	-	1	-	499
Greene	102	17	36	530	*	80	17	*	40	686	338	-	1	2	24	-	2,555
Knox	58	3	16	96	*	25	17	*	15	172	98	-	1	*	1	-	679
Martin	88	8	31	306	*	49	11	*	23	393	175	-	-	-	9	-	1,431
Parke	118	16	10	624	*	73	34	-	34	566	225	-	13	14	13	-	2,057
Pike	98	6	33	173	*	43	16	*	15	238	125	-	1	*	3	-	1,040
Posey	14	*	5	28	*	12	6	*	2	54	52	-	-	-	*	-	228
Putnam	103	17	8	550	*	47	18	*	49	517	173	-	7	8	10	-	1,800
Sullivan	34	3	18	150	1	31	7	*	12	183	100	-	*	1	18	-	825
Vanderburgh	43	1	11	47	*	16	10	*	5	74	70	-	*	-	1	-	377
Vermillion	16	2	8	94	-	21	12	-	6	110	54	-	*	4	1	-	389
Vigo	167	9	12	337	*	44	15	*	35	621	406	-	6	10	27	-	2,077
Total	1,115	100	261	3,888	5	593	205	5	306	4,746	2,289	-	30	50	130	-	17,553

(Table 18 continued on next page)

(Table 18 continued)

Forest Survey Unit and county	Hardwoods															Total hardwoods	
	Ash	Black walnut	Sweetgum	Yellow-poplar	Tupelo	Sycamore	Cotton-wood	Aspen	Black cherry	Red oak group	White oak group	Black locust	Sassafras	Basswood	Elm		Kentucky coffeetree
Northern Unit																	
Adams	20	2	--	4	--	8	5	--	4	51	39	--	--	6	2	--	188
Allen	65	12	--	11	--	12	7	--	20	124	81	--	--	13	4	1	485
Bartholomew	23	7	2	114	--	6	2	--	32	222	124	--	1	1	*	--	645
Benton	1	*	--	7	--	1	15	--	1	24	29	--	--	--	--	--	100
Blackford	2	*	--	1	--	2	1	--	1	8	13	--	--	--	--	--	39
Boone	8	2	--	15	--	6	6	--	9	13	18	--	--	8	--	--	122
Carroll	17	5	--	17	--	7	24	--	24	54	47	--	--	14	3	--	314
Cass	23	7	*	28	--	12	40	--	34	76	66	--	*	18	7	--	443
Clinton	9	2	--	11	--	6	6	--	9	14	19	--	*	8	--	--	122
De Kalb	57	13	--	22	--	18	12	--	27	139	99	--	*	15	8	1	606
Decatur	101	2	2	84	--	12	4	--	12	151	119	--	--	2	1	--	571
Delaware	3	*	--	5	--	*	--	--	2	9	11	--	--	*	*	--	33
Elkhart	26	3	1	50	--	9	8	--	36	89	45	*	1	12	5	1	418
Fountain	18	7	4	94	--	24	22	--	6	110	58	--	1	5	1	--	400
Fulton	10	2	*	11	--	3	20	--	21	51	46	--	*	7	2	--	230
Grant	21	2	--	2	--	2	1	--	2	23	25	--	--	1	1	--	95
Hamilton	8	2	--	8	--	6	6	--	8	12	17	--	--	8	--	--	110
Hancock	2	1	--	3	--	*	--	--	3	10	25	--	--	1	--	--	47
Hendricks	14	7	--	58	--	1	1	--	25	84	28	--	1	3	--	--	278
Henry	9	1	--	11	--	*	--	--	5	19	26	--	--	1	*	--	82
Howard	10	2	*	11	--	7	10	--	10	14	19	--	*	9	1	--	135
Huntington	22	4	--	11	--	2	3	--	16	28	24	--	--	6	3	1	177
Jasper	1	*	--	1	--	*	10	--	1	21	25	--	--	--	--	--	75
Jay	1	*	--	*	--	*	--	--	*	4	9	--	--	--	--	--	15
Johnson	18	8	*	87	*	*	*	--	27	127	59	--	1	2	--	--	424
Kosciusko	37	11	--	21	--	2	1	--	47	99	62	--	1	10	3	1	409
La Grange	57	12	--	27	--	5	4	--	47	128	72	*	2	17	6	*	554
La Porte	21	3	--	22	--	2	2	--	35	62	32	--	1	10	3	--	276
Lake	15	1	--	8	--	*	--	--	23	44	22	--	1	3	--	--	152
Madison	2	*	--	2	--	2	1	--	2	8	13	--	--	1	--	--	40
Marion	9	2	--	47	--	1	--	--	11	44	31	--	--	*	--	--	168
Marshall	14	5	--	21	--	4	1	--	33	95	31	--	*	9	2	--	299
Miami	33	9	*	29	--	8	8	--	82	110	25	--	*	12	2	--	460
Montgomery	28	5	4	90	--	26	17	--	14	118	68	--	--	12	1	--	489
Newton	1	*	--	1	--	*	15	--	1	23	27	--	--	--	--	--	88
Noble	50	12	--	15	--	9	7	--	25	111	77	*	*	12	5	1	454
Porter	4	*	--	3	--	*	*	--	5	16	16	--	*	*	--	--	54
Pulaski	6	1	--	5	--	*	16	--	14	56	37	--	*	3	--	--	174
Randolph	*	*	--	*	--	*	--	--	1	8	8	--	--	--	--	--	17
Rush	16	1	--	15	--	3	--	--	4	19	27	--	--	1	*	--	101
Shelby	7	1	--	10	--	*	--	--	4	25	41	--	--	*	*	--	100
St. Joseph	18	4	--	21	--	2	3	--	27	62	31	*	1	8	2	*	256
Starke	8	1	--	8	--	*	15	--	18	47	58	--	*	3	--	--	202
Steuben	40	9	--	18	--	16	12	--	23	105	73	*	1	11	6	1	451
Tippecanoe	17	4	--	20	--	11	32	--	11	46	52	--	--	9	1	--	270
Tipton	10	2	--	10	--	6	6	--	10	14	18	--	--	8	--	--	120
Wabash	22	4	*	12	--	5	5	--	21	31	24	--	*	7	3	--	198
Warren	5	1	--	15	--	10	20	--	3	9	17	--	--	1	--	--	101
Wayne	9	1	1	10	--	3	1	--	5	24	28	--	--	1	*	--	96
Wells	16	*	--	--	--	1	*	--	1	11	12	--	--	2	--	--	50
White	5	1	--	4	--	2	17	--	11	37	37	--	*	2	--	--	149
Whitley	48	10	--	15	--	8	7	--	33	85	62	--	*	12	4	1	401
Total	984	191	15	1,110	*	271	390	--	842	2,912	2,070	1	12	295	79	5	12,282

(Table 18 continued on next page)

(Table 18 continued)

Forest Survey Unit and county	Hardwoods															Total hardwoods	
	Ash	Black walnut	Sweetgum	Yellow- poplar	Tupelo	Sycamore	Cotton- wood	Aspen	Black cherry	Red oak group	White oak group	Black locust	Sassafras	Basswood	Elm		Kentucky coffeetree
Upland Flats Unit																	
Dearborn	64	5	3	80	--	7	*	--	12	79	44	--	*	4	--	--	362
Fayette	23	2	--	31	--	8	--	--	12	37	52	--	*	2	*	--	224
Franklin	76	3	1	132	--	12	1	--	15	149	112	--	*	2	*	--	597
Jefferson	87	3	13	182	--	15	--	--	19	188	86	--	*	*	*	--	691
Jennings	221	4	48	506	--	43	8	--	22	630	325	--	1	2	5	--	2,095
Ohio	3	1	--	24	--	*	--	--	3	30	31	--	1	1	--	--	111
Ripley	126	1	25	196	--	16	8	--	13	206	131	--	--	1	1	--	818
Switzerland	7	*	--	32	--	*	--	--	2	35	25	--	--	*	*	--	113
Union	93	1	1	35	--	9	1	--	3	35	38	--	--	1	--	--	265
Total	700	20	91	1,218	--	111	18	--	102	1,388	844	--	2	13	7	--	5,276
State total	4,868	480	781	12,374	6	1,616	836	6	1,984	17,214	9,263	1	85	421	288	5	64,203

* Less than 500 cubic feet.

Table 19. -- Disposition of residues produced at primary wood-using mills by Forest Survey Unit, disposition, residue type, and softwoods and hardwoods, Indiana, 2000

(In thousand green tons)

Forest Survey Unit and disposition	All material		Residue type					
	Softwood	Hardwood	Coarse ¹		Fine ²		Bark	
			Softwood	Hardwood	Softwood	Hardwood	Softwood	Hardwood
Knobs Unit								
Fiber products	1.98	255.10	1.25	195.97	0.73	57.96	--	1.17
Industrial fuel	0.19	69.53	0.14	33.79	0.01	26.49	0.04	9.25
Domestic fuel	0.48	41.76	0.34	36.16	--	0.32	0.14	5.28
Miscellaneous ³	3.56	209.95	1.82	34.27	0.85	66.98	0.89	108.70
Not used	0.24	8.14	0.13	4.13	0.05	2.37	0.06	1.64
Total	6.45	584.50	3.68	304.32	1.64	154.13	1.13	126.05
Lower Wabash Unit								
Fiber products	--	154.56	--	133.58	--	20.98	--	--
Industrial fuel	--	13.56	--	--	--	13.56	--	--
Domestic fuel	0.01	13.11	0.01	10.00	--	--	0.01	3.11
Miscellaneous ³	*	148.37	--	32.34	*	46.51	--	69.52
Not used	--	6.17	--	2.77	--	2.29	--	1.11
Total	0.02	335.78	0.01	178.70	*	83.35	0.01	73.73
Northern Unit								
Fiber products	--	90.07	--	90.07	--	--	--	--
Industrial fuel	0.03	70.91	0.02	47.95	--	21.60	0.01	1.36
Domestic fuel	0.36	21.64	0.14	17.11	--	--	0.22	4.53
Miscellaneous ³	1.08	163.17	0.43	34.23	0.47	58.78	0.18	70.16
Not used	0.01	5.43	--	3.75	0.01	0.11	--	1.57
Total	1.47	351.21	0.59	193.11	0.47	80.48	0.41	77.62
Upland Flats Unit								
Fiber products	--	17.24	--	17.24	--	--	--	--
Industrial fuel	0.01	4.58	0.01	0.22	--	4.27	*	0.09
Domestic fuel	0.06	10.17	0.04	7.24	--	--	0.02	2.93
Miscellaneous ³	1.19	37.30	0.56	9.30	0.39	16.85	0.24	11.15
Not used	0.16	1.66	0.10	0.41	0.02	1.08	0.04	0.17
Total	1.42	70.96	0.71	34.41	0.41	22.20	0.30	14.35
All Units								
Fiber products	1.98	516.97	1.25	436.86	0.73	78.94	--	1.17
Industrial fuel	0.23	158.58	0.17	81.95	0.01	65.92	0.05	10.71
Domestic fuel	0.93	86.69	0.54	70.51	--	0.32	0.39	15.86
Miscellaneous ³	5.83	558.78	2.81	110.14	1.71	189.12	1.31	259.52
Not used	0.41	21.41	0.23	11.07	0.08	5.85	0.10	4.49
Total	9.37	1,342.44	5.00	710.53	2.52	340.16	1.85	291.75

* Less than 5 green tons.

¹ Suitable for chipping such as slabs, edgings, veneer cores, etc.

² Not suitable for chipping such as sawdust, veneer clippings etc.

³ Livestock bedding, mulch, small dimension, specialty items, etc.

Table may not sum due to rounding.

Piva, Ronald J.; Gallion, Joey.

2003. **Indiana timber industry—an assessment of timber product output and use, 2000.** Resour. Bull. NC-216. St. Paul, MN: U.S. Department of Agriculture, Forest Service, North Central Research Station. 109 p.

Discusses recent Indiana forest industry trends; production and receipts of industrial roundwood; and production of saw logs, veneer logs, and pulpwood in 2000. Reports on logging residue generated from timber harvest operations. Also reports on wood and bark residue generated at primary wood-using mills and on disposition of mill residues.

KEY WORDS: Industrial roundwood, harvest residue, mill residue, production, receipts, saw logs, veneer logs

The Forest Inventory and Analysis web site is:
www.fia.fs.fed.us

The U.S. Department of Agriculture (USDA) prohibits discrimination in all its programs and activities on the basis of race, color, national origin, gender, religion, age, disability, political beliefs, sexual orientation, and marital or family status. (Not all prohibited bases apply to all programs.) Persons with disabilities who require alternative means for communication of program information (Braille, large print, audiotape, etc.) should contact USDA's TARGET Center at (202) 720-2600 (voice and TDD).

To file a complaint of discrimination, write USDA, Director, Office of Civil Rights, Room 326-W, Whitten Building, 14th and Independence Avenue, SW, Washington, DC 20250-9410, or call (202) 720-5964 (voice or TDD). USDA is an equal opportunity provider and employer.



Printed on recyclable paper.

MISSION STATEMENT

We believe the good life has its roots in clean air, sparkling water, rich soil, healthy economies, and a diverse living landscape. Maintaining the good life for generations to come begins with everyday choices about natural resources. The North Central Research Station provides the knowledge and the tools to help people make informed choices. That's how the science we do enhances the quality of people's lives.

For further information contact:



North Central
Research Station
USDA Forest Service

1992 Folwell Ave., St. Paul, MN 55108

Or visit our web site:

www.ncrs.fs.fed.us

Indiana Timber Industry—An Assessment of Timber Product Output and Use, 2000

RB-NC-216