

Department of Research

# Putting COVID Numbers and Vaccinations into Context

August 30, 2021




People often have a hard time grappling with large numbers. This exercise is intended to put COVID numbers into a more familiar (and hopefully meaningful) context.

## Our Legend:

 = one person

 = 15 people

 = 300 people


# On average, how many people are killed by sharks in the US each year?




= less than 1 per year



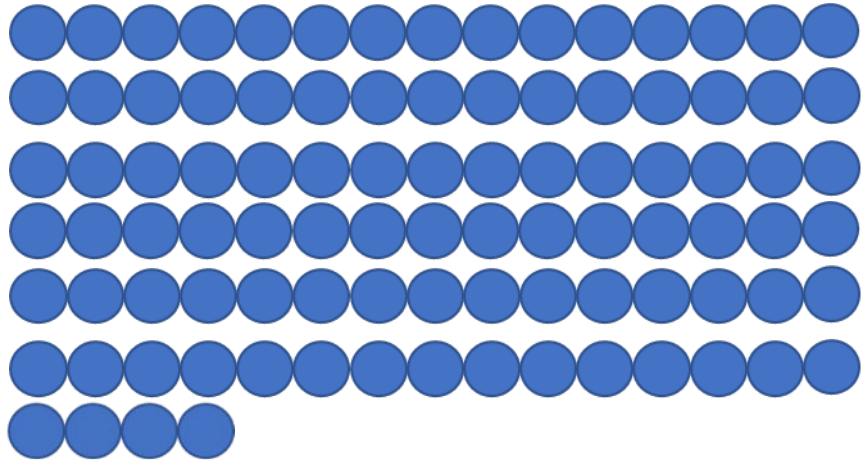
On average (for the last 10 years), how many people die from lightning strikes in the US each year?



= 25 people





On average (over the last ten years), how many people die from tornadoes in the US each year?



= 94 people



# On average, how many people drown in the US each year?



= 3,960 people



# On average, how many traffic fatalities in the US each year?



= 38,000 people  
(Filling just over 60% of  
Soldier Field in Chicago, IL)



# How many flu deaths in the US (average for last 10 years)?



= 36,000 people





# How many COVID deaths in the US (Jan. 2020 – August 18, 2021)?

= 614,531

Deaths from January 2020 – February 2021 (Before vaccines became available) = 433,971

Deaths between February 1 and August 18, 2021 (After vaccines became available) = 181,000

Deaths among vaccinated people (1,400)




# What if Vaccinations Didn't Work?

- Approximately 170,000,000 Americans are vaccinated (leaving around 165,000,000 Americans who are unvaccinated). So, we are nearly split 50/50
- If vaccinations have no effect, the death toll would look nearly identical between the vaccinated and unvaccinated

During the week of August 15-21, 5,564 people in the U.S. died from COVID-19

Here is the split of deaths, among the vaccinated and unvaccinated people, that we would *roughly* expect, if vaccinations made no difference:




# But here are the data we actually see!

- There were 5564 COVID deaths during the week of August 15<sup>th</sup> to August 21<sup>st</sup>
- Depending upon the state you are in, the proportion of vaccinated people who die from COVID ranges from 0.1% to 5% of COVID all deaths.

Approximately 5286 unvaccinated people died from COVID during the week of August 15-21

And here are the 6 to 278 vaccinated people who died (you probably heard about breakthrough cases like these on the news)



# Vaccinations Work!

- We hope these illustrations are helpful. We think the data provide a pretty clear picture!
- Be safe. Reduce your risk. Get your vaccine.

#### About The Joint Commission:

An independent, not-for-profit organization, The Joint Commission is the nation's oldest and largest standards-setting and accrediting body in health care. To earn and maintain The Gold Seal of Approval® from The Joint Commission, an organization undergoes an on-site survey by a Joint Commission survey team at least every three years (Laboratories are surveyed every two years).

The Joint Commission is governed by a 21-member Board of Commissioners that includes physicians, administrators, nurses, employers, quality experts, a consumer advocate and educators. The Joint Commission employs approximately 1,000 people in its surveyor force, at its central office in Oakbrook Terrace, Illinois, and at an office in Washington, D.C.