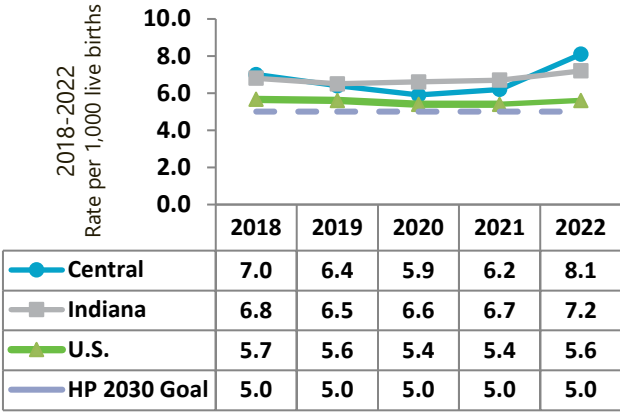


Infant Mortality

Central Hospital Region 2022

Infant Mortality Rates

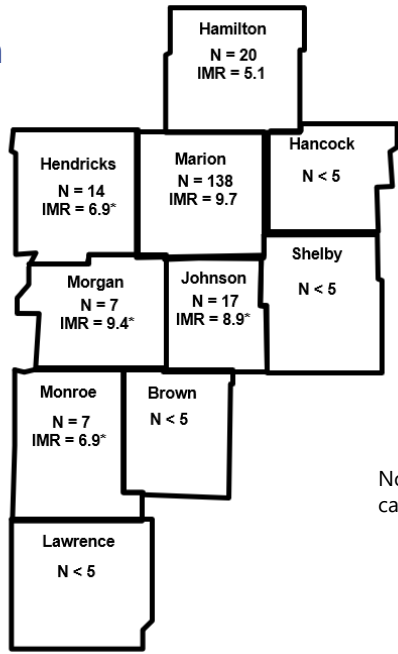
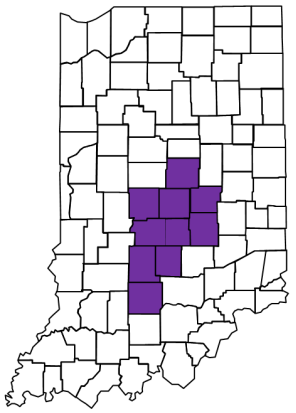


Infant Mortality Facts

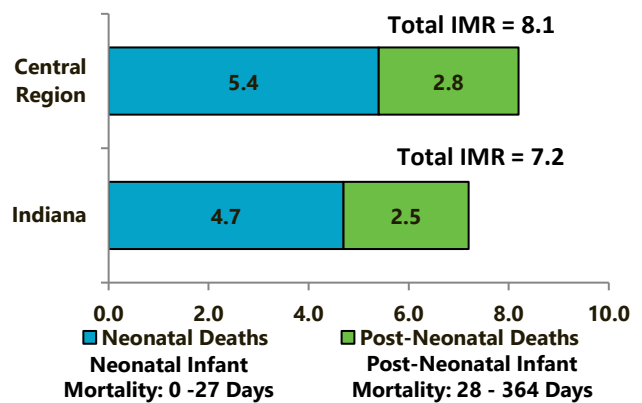
- Infant mortality is defined as the death of a baby before his or her first birthday
- The infant mortality rate (IMR) is the number of babies who die in the first year of life per 1,000 live births
- In 2022, there were 577 infant deaths across the state, making the infant mortality rate 7.2
- Of the 577 Indiana infant deaths in 2022, 210 occurred in the Central Hospital Region
- Non-Hispanic Black infants are 2.3 times more likely to die than Non-Hispanic White infants in Indiana

Central Region

IMR = 8.1
N = 210

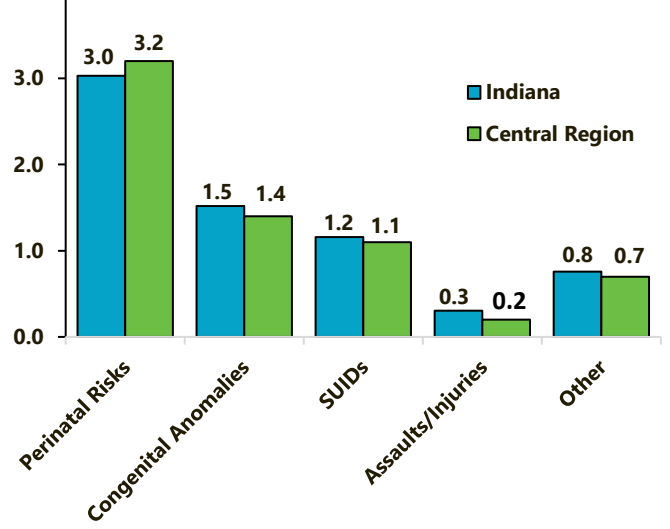


Infant Mortality Rates by Age at Death, 2022



Note: Age-specific mortality rates may not sum to the overall IMR and cause-specific percentages may not sum to 100% due to rounding.

Infant Mortality Rates by Cause of Death, 2018-2022



How to Reduce Infant Mortality

- Improve overall health for women of child-bearing age
- Promote early and adequate prenatal care
- Decrease early elective deliveries before 39 weeks
- Decrease prenatal smoking and substance use
- Increase breastfeeding duration and exclusivity
- Support birth spacing and interconception wellness
- Promote the ABCs of safe sleep: place baby to sleep alone, on his or her back, in a crib

Birth Outcome Indicators

Central Hospital Region 2022



Division of
Maternal & Child Health

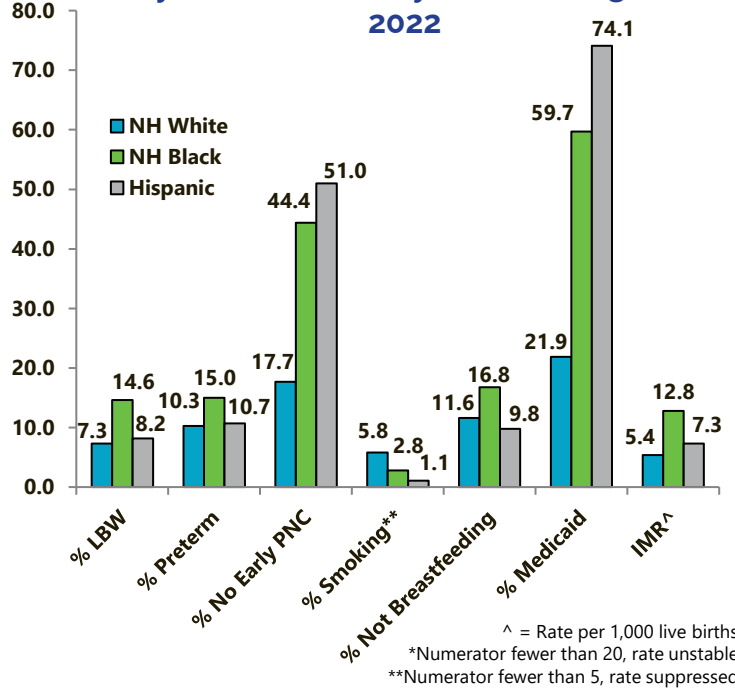
Indiana Quick Facts

- Smoking rates among pregnant women continue to be much higher than the national rate
- Nearly 1/3 of pregnant women do not receive early prenatal care (PNC)
- NH Black infants in Indiana are more likely to be LBW or preterm
- NH Black and Hispanic women in Indiana are more likely to not receive early prenatal care (1st trimester)
- NH White women in Indiana are more likely to smoke during pregnancy

Central Region Quick Facts

- 25,813 live births in 2022
- Higher percentages of preterm and low birthweight births compared to the state of Indiana
- Lower percentage of women receiving early PNC compared to Indiana
- Lower percentage of women smoking during pregnancy compared to Indiana
- Higher percentage of breastfeeding at hospital discharge compared to Indiana

Birth Outcome Indicators by Race & Ethnicity, Central Region 2022



LBW = Low Birthweight PNC = Prenatal Care IMR = Infant Mortality Rate NH = Non-Hispanic

	% LBW (< 2,500 G)	% PRETERM (< 37 WKS GESTATION)	% NO EARLY PNC (1 ST TRIMESTER)	% SMOKING**	% NOT BREASTFEEDING	% MOTHER ON MEDICAID
BROWN	10.9*	12.9*	17.8*	5.0*	10.9*	30.7
HAMILTON	6.6 ^S	10.2	17.6 ^S	0.6 ^S	6.3 ^S	10.0
HANCOCK	8.3	12.1	12.7 ^S	3.6 ^S	9.6 ^S	16.9
HENDRICKS	7.6	10.2	20.7 ^S	2.8 ^S	10.0 ^S	24.2
JOHNSON	7.6	9.8	20.3 ^S	4.8	13.6	32.7
LAWRENCE	6.8	10.7	21.0 ^S	14.2 ^S	13.6	31.5
MARION	10.5 ^S	12.3 ^S	38.0 ^S	4.2 ^S	14.0 ^S	53.9
MONROE	8.7	10.0	19.5 ^S	6.8	8.1 ^S	13.5
MORGAN	8.2	8.6	22.1 ^S	10.3 ^S	16.0	35.0
SHELBY	9.3	13.1	21.6	17.8 ^S	23.7	52.1
CENTRAL REGION	9.2	11.3	29.4	4.2	12.3	39.2
INDIANA	8.7	10.9	29.1	6.6	16.1	41.1

* = Fewer than 20 birth outcomes, percentage unstable
S = County significantly different from state (significance not calculated for Mothers on Medicaid).
**Due to a change in reporting methods, smoking during pregnancy should not be compared to previous years data.

For more information on infant mortality, visit:
www.in.gov/health/mch/data/infant-mortality

