

Indiana BRFSS State Added Question Report 2018

About the BRFSS

The Behavioral Risk Factor Surveillance System (BRFSS) is the largest continuously conducted health survey system in the world with more than 400,000 American adults participating each year. The BRFSS was established in 1984 by the Centers for Disease Control and Prevention (CDC). Indiana was one of the 15 states that participated from the start. By 1993, all states and territories had implemented the BRFSS. The Indiana Department of Health (IDOH) is responsible for collecting this vital information for our state so we all can know more about the health status of Hoosiers.

Indiana BRFSS Coordinator: Kristy Thacker | KThacker2@isdh.IN.gov

To learn more about the Indiana BRFSS, visit <https://www.in.gov/isdh/25194.htm>

This publication was supported by Cooperative Agreement NU58DP006024-01-00 from the Centers for Disease Control and Prevention. Its contents are solely the responsibility of the authors and do not necessarily represent the official views of the Centers for Disease Control and Prevention.

All of the prevalence estimates and confidence intervals provided in this report are weighted prevalence estimates. These estimates were generated using the _LLCPWT final weight provided by the CDC as part of the final BRFSS dataset.

2018 Indiana State Added Question Topics

Adverse Childhood Experiences (ACEs)

ACEs are traumatic experiences which occur when a person is less than 18 years of age. Our 2018 ACE-related questions focused on topics such as parental alcoholism, domestic violence, parental incarceration, physical abuse, emotional abuse, and more.

Hepatitis C & Hepatitis B

These questions were asked for the purpose of evaluating the true burden of hepatitis B and hepatitis C in Indiana. BRFSS respondents were asked if they had ever been diagnosed with hepatitis B/hepatitis C. Individuals who reported a hepatitis B or C diagnosis were then asked if they had received treatment.

Indiana Department of Health

Dr. Kristina Box

State Health Commissioner

Pam Pontones

Deputy State Health Commissioner

Epidemiology Resource Center

Eric Hawkins

Deputy State Epidemiologist

Chris Waldron

Health Data, Informatics, and Geographics Director

Data Analysis Team

Angela Shamblin

Data Analysis Team Director

Contributing Staff

Kristy Thacker

Indiana BRFSS Coordinator

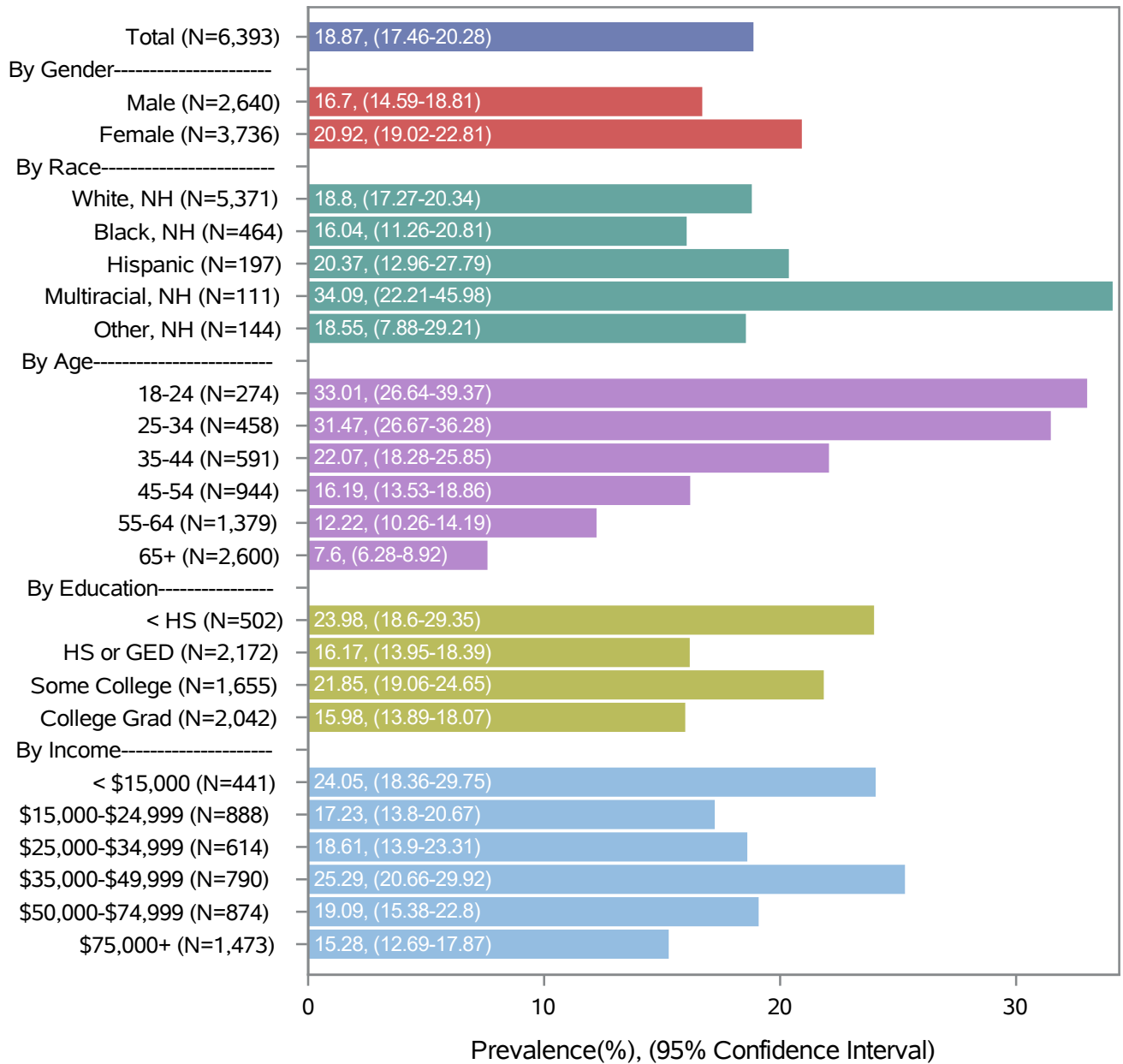
Courtney Lambert

Data Analyst

Indiana BRFSS State Added Question Report 2018

Did you live with anyone who was depressed, mentally ill, or suicidal?

Response: Yes



Indiana BRFSS State Added Question Report 2019

Did you live with anyone who was depressed, mentally ill, or suicidal?

Response: Yes

Significant Results

Significant differences were determined based on non-overlapping 95% confidence intervals. Some demographic groups may be excluded due to insufficient data. This analysis only includes the groups displayed in the corresponding graph for this question.

Gender

Group	is...	Comparison Group(s)
Female	greater than	Male

Race

Group	is...	Comparison Group(s)
Multiracial, NH	greater than	White, NH, Black, NH

Age

Group	is...	Comparison Group(s)
18-24	greater than	35-44, 45-54, 55-64, 65+
25-34	greater than	35-44, 45-54, 55-64, 65+
35-44	greater than	55-64, 65+
45-54	greater than	65+
55-64	greater than	65+

Education

Group	is...	Comparison Group(s)
< HS	greater than	HS or GED, College Grad
Some College	greater than	HS or GED, College Grad

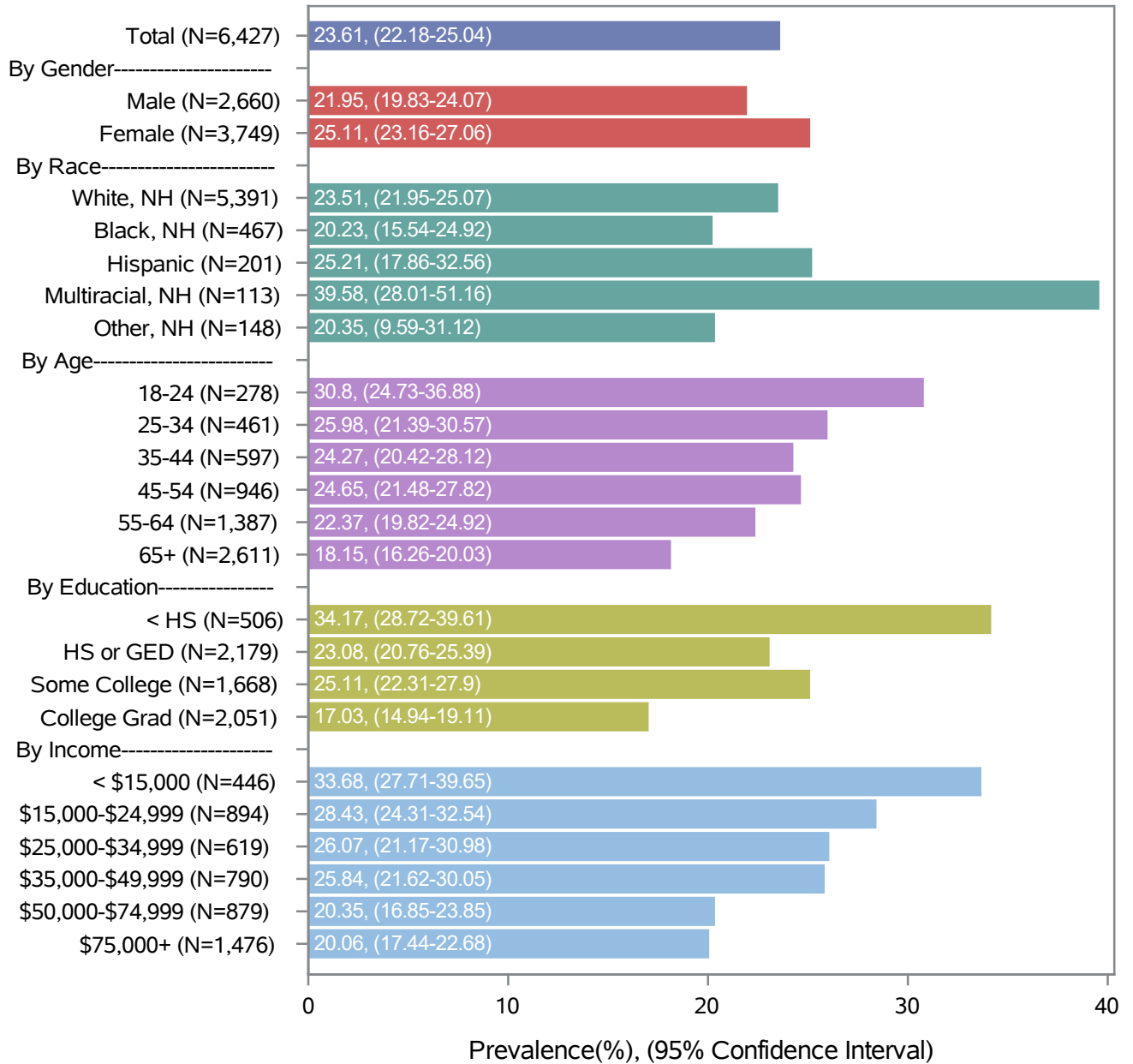
Income

Group	is...	Comparison Group(s)
< \$15,000	greater than	\$75,000+
\$35,000-\$49,999	greater than	\$75,000+

Indiana BRFSS State Added Question Report 2018

Did you live with anyone who was a problem drinker or alcoholic?

Response: Yes



Indiana BRFSS State Added Question Report 2019

Did you live with anyone who was a problem drinker or alcoholic?

Response: Yes

Significant Results

Significant differences were determined based on non-overlapping 95% confidence intervals. Some demographic groups may be excluded due to insufficient data. This analysis only includes the groups displayed in the corresponding graph for this question.

Gender

There were no significant differences between groups in this category.

Race

<i>Group</i>	<i>is...</i>	<i>Comparison Group(s)</i>
Multiracial, NH	greater than	White, NH, Black, NH

Age

<i>Group</i>	<i>is...</i>	<i>Comparison Group(s)</i>
18-24	greater than	65+
25-34	greater than	65+
35-44	greater than	65+
45-54	greater than	65+

Education

<i>Group</i>	<i>is...</i>	<i>Comparison Group(s)</i>
< HS	greater than	HS or GED, Some College, College Grad
HS or GED	greater than	College Grad
Some College	greater than	College Grad

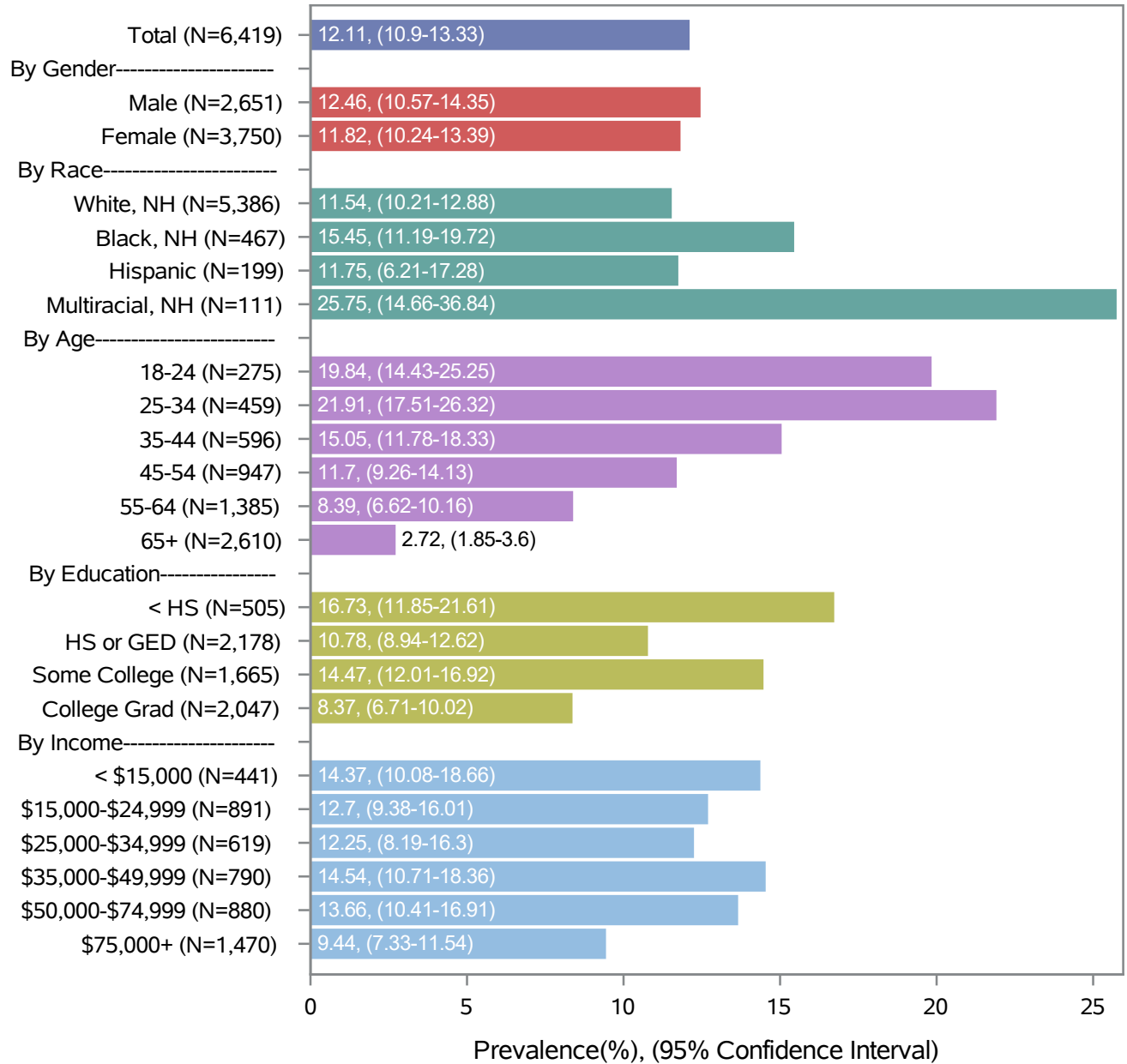
Income

<i>Group</i>	<i>is...</i>	<i>Comparison Group(s)</i>
< \$15,000	greater than	\$50,000-\$74,999, \$75,000+
\$15,000-\$24,999	greater than	\$50,000-\$74,999, \$75,000+

Indiana BRFSS State Added Question Report 2018

Did you live with anyone who used illegal street drugs or who abused prescription medications?

Response: Yes



Indiana BRFSS State Added Question Report 2019

Did you live with anyone who used illegal street drugs or who abused prescription medications?

Response: Yes

Significant Results

Significant differences were determined based on non-overlapping 95% confidence intervals. Some demographic groups may be excluded due to insufficient data. This analysis only includes the groups displayed in the corresponding graph for this question.

Gender

There were no significant differences between groups in this category.

Race

Group	is...	Comparison Group(s)
Multiracial, NH	greater than	White, NH

Age

Group	is...	Comparison Group(s)
18-24	greater than	45-54, 55-64, 65+
25-34	greater than	45-54, 55-64, 65+
35-44	greater than	55-64, 65+
45-54	greater than	65+
55-64	greater than	65+

Education

Group	is...	Comparison Group(s)
< HS	greater than	College Grad
Some College	greater than	College Grad

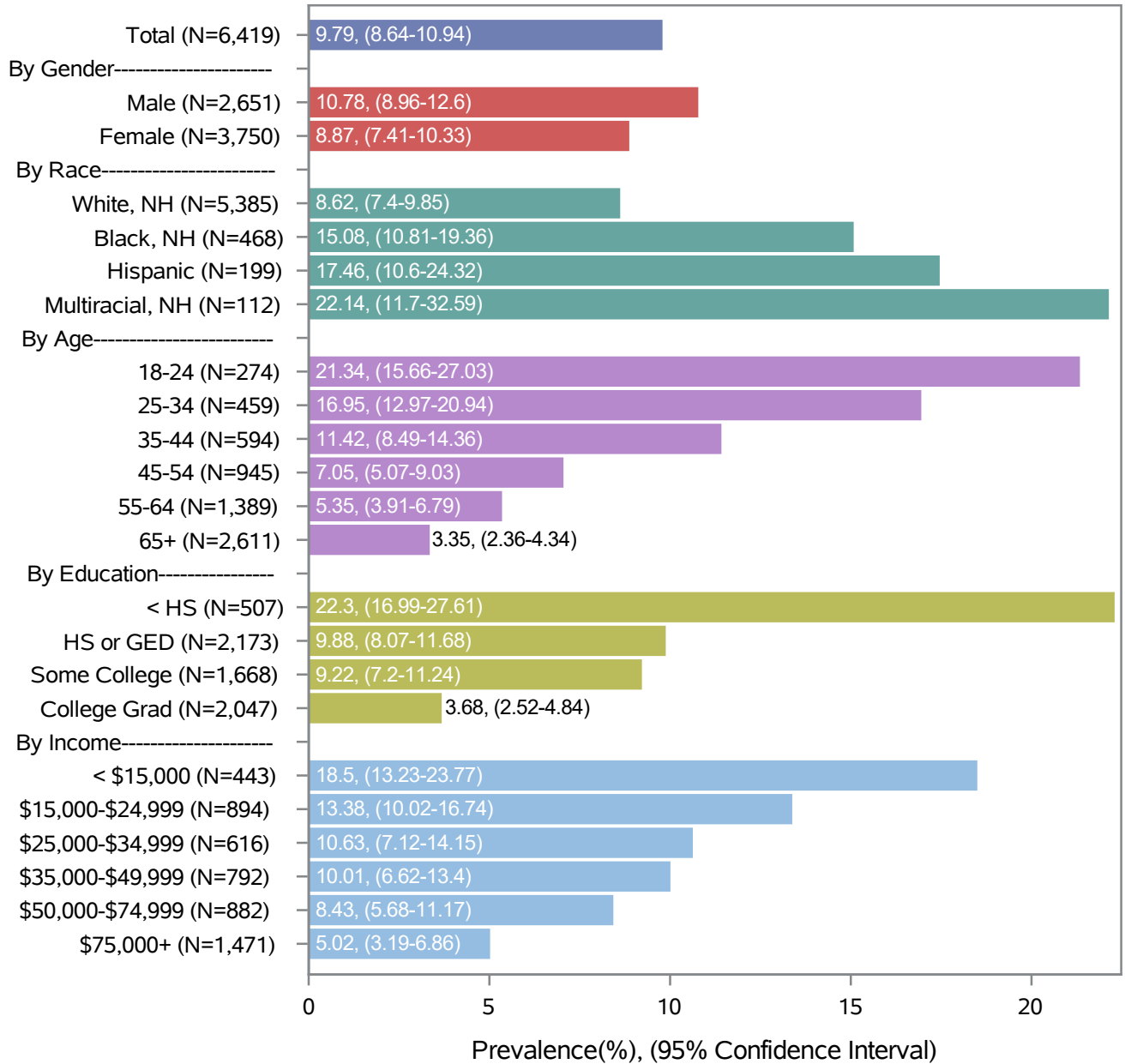
Income

There were no significant differences between groups in this category.

Indiana BRFSS State Added Question Report 2018

Did you live with anyone who served time or was sentenced to serve time in a prison, jail, or other correctional facility?

Response: Yes



Indiana BRFSS State Added Question Report 2019

Did you live with anyone who served time or was sentenced to serve time in a prison, jail, or other correctional facility?

Response: Yes

Significant Results

Significant differences were determined based on non-overlapping 95% confidence intervals. Some demographic groups may be excluded due to insufficient data. This analysis only includes the groups displayed in the corresponding graph for this question.

Gender

There were no significant differences between groups in this category.

Race

Group	is...	Comparison Group(s)
Black, NH	greater than	White, NH
Hispanic	greater than	White, NH
Multiracial, NH	greater than	White, NH

Age

Group	is...	Comparison Group(s)
18-24	greater than	35-44, 45-54, 55-64, 65+
25-34	greater than	45-54, 55-64, 65+
35-44	greater than	55-64, 65+
45-54	greater than	65+

Education

Group	is...	Comparison Group(s)
< HS	greater than	HS or GED, Some College, College Grad
HS or GED	greater than	College Grad
Some College	greater than	College Grad

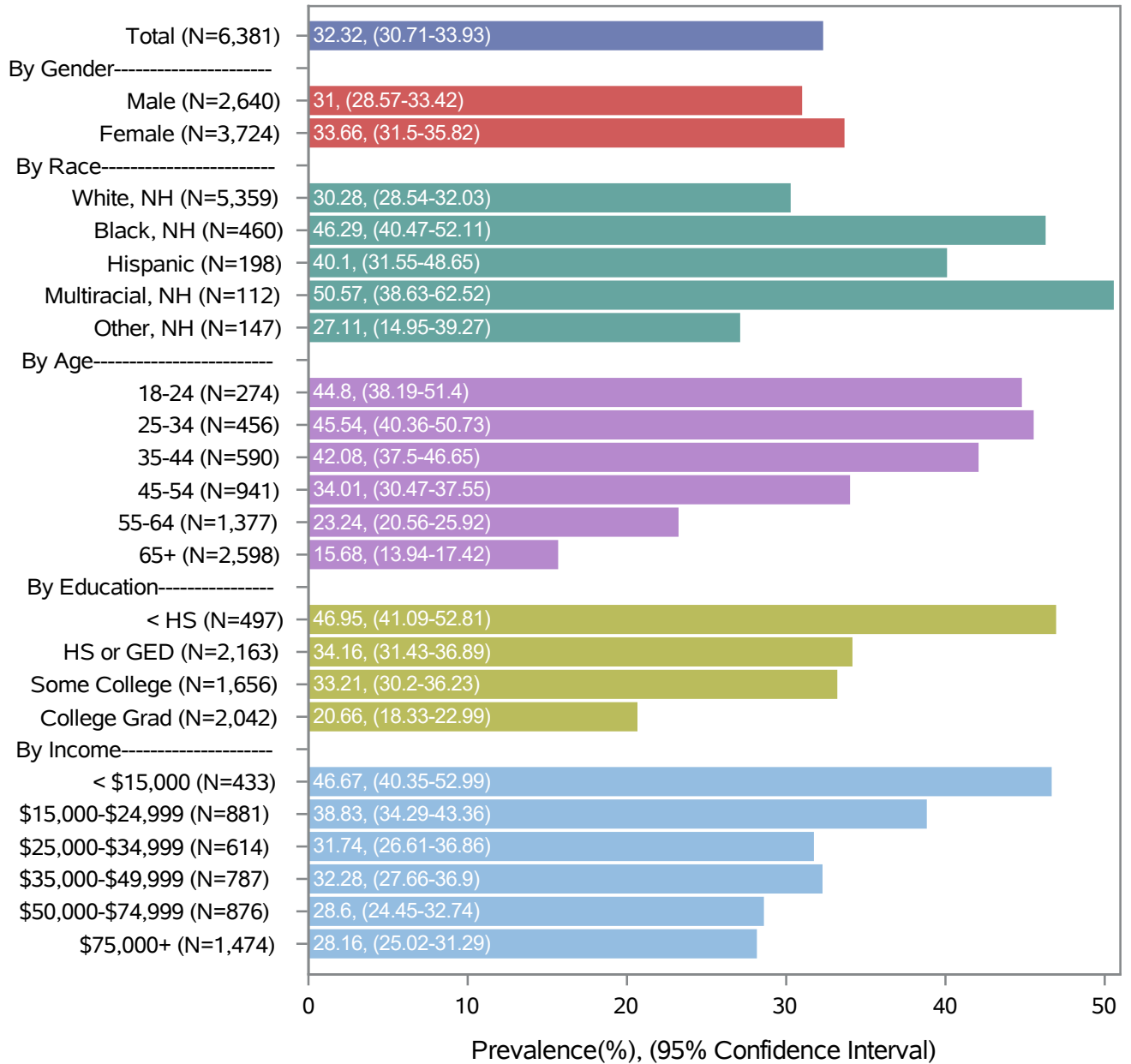
Income

Group	is...	Comparison Group(s)
< \$15,000	greater than	\$50,000-\$74,999, \$75,000+
\$15,000-\$24,999	greater than	\$75,000+
\$25,000-\$34,999	greater than	\$75,000+

Indiana BRFSS State Added Question Report 2018

Were your parents separated or divorced?

Response: Yes



Indiana BRFSS State Added Question Report 2019

Were your parents separated or divorced?

Response: Yes

Significant Results

Significant differences were determined based on non-overlapping 95% confidence intervals. Some demographic groups may be excluded due to insufficient data. This analysis only includes the groups displayed in the corresponding graph for this question.

Gender

There were no significant differences between groups in this category.

Race

Group	is...	Comparison Group(s)
Black, NH	greater than	White, NH, Other, NH
Multiracial, NH	greater than	White, NH

Age

Group	is...	Comparison Group(s)
18-24	greater than	45-54, 55-64, 65+
25-34	greater than	45-54, 55-64, 65+
35-44	greater than	55-64, 65+
45-54	greater than	55-64, 65+
55-64	greater than	65+

Education

Group	is...	Comparison Group(s)
< HS	greater than	HS or GED, Some College, College Grad
HS or GED	greater than	College Grad
Some College	greater than	College Grad

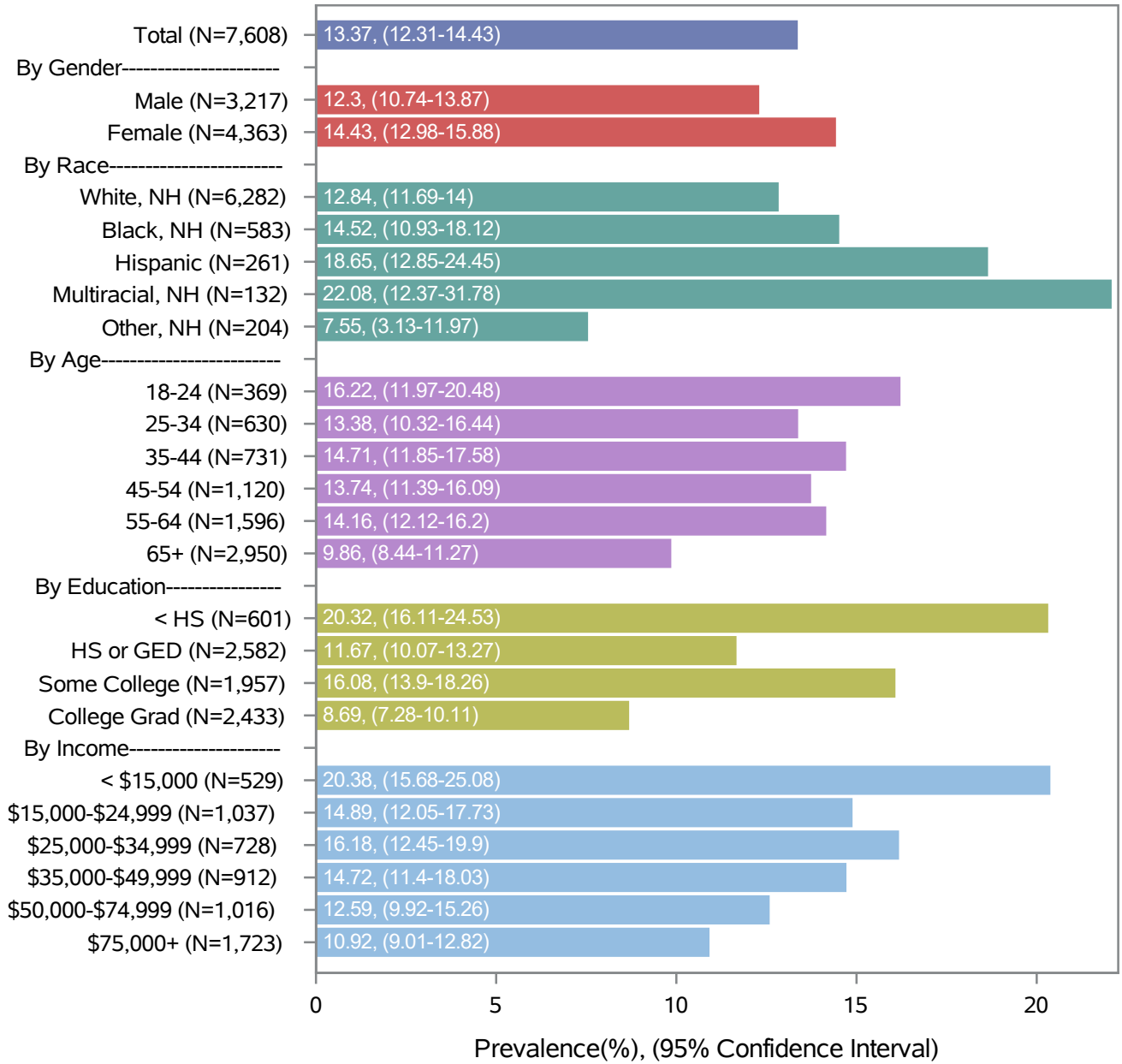
Income

Group	is...	Comparison Group(s)
< \$15,000	greater than	\$25,000-\$34,999, \$35,000-\$49,999, \$50,000-\$74,999, \$75,000+
\$15,000-\$24,999	greater than	\$50,000-\$74,999, \$75,000+

Indiana BRFSS State Added Question Report 2018

How often did your parents or adults in your home ever slap, hit, kick, punch, or beat each other up?

Response: Once/More than once



Indiana BRFSS State Added Question Report 2019

How often did your parents or adults in your home ever slap, hit, kick, punch, or beat each other up?

Response: Once/More than once

Significant Results

Significant differences were determined based on non-overlapping 95% confidence intervals. Some demographic groups may be excluded due to insufficient data. This analysis only includes the groups displayed in the corresponding graph for this question.

Gender

There were no significant differences between groups in this category.

Race

Group	is...	Comparison Group(s)
Hispanic	greater than	Other, NH
Multiracial, NH	greater than	Other, NH

Age

Group	is...	Comparison Group(s)
18-24	greater than	65+
35-44	greater than	65+
45-54	greater than	65+
55-64	greater than	65+

Education

Group	is...	Comparison Group(s)
< HS	greater than	HS or GED, College Grad
Some College	greater than	HS or GED, College Grad

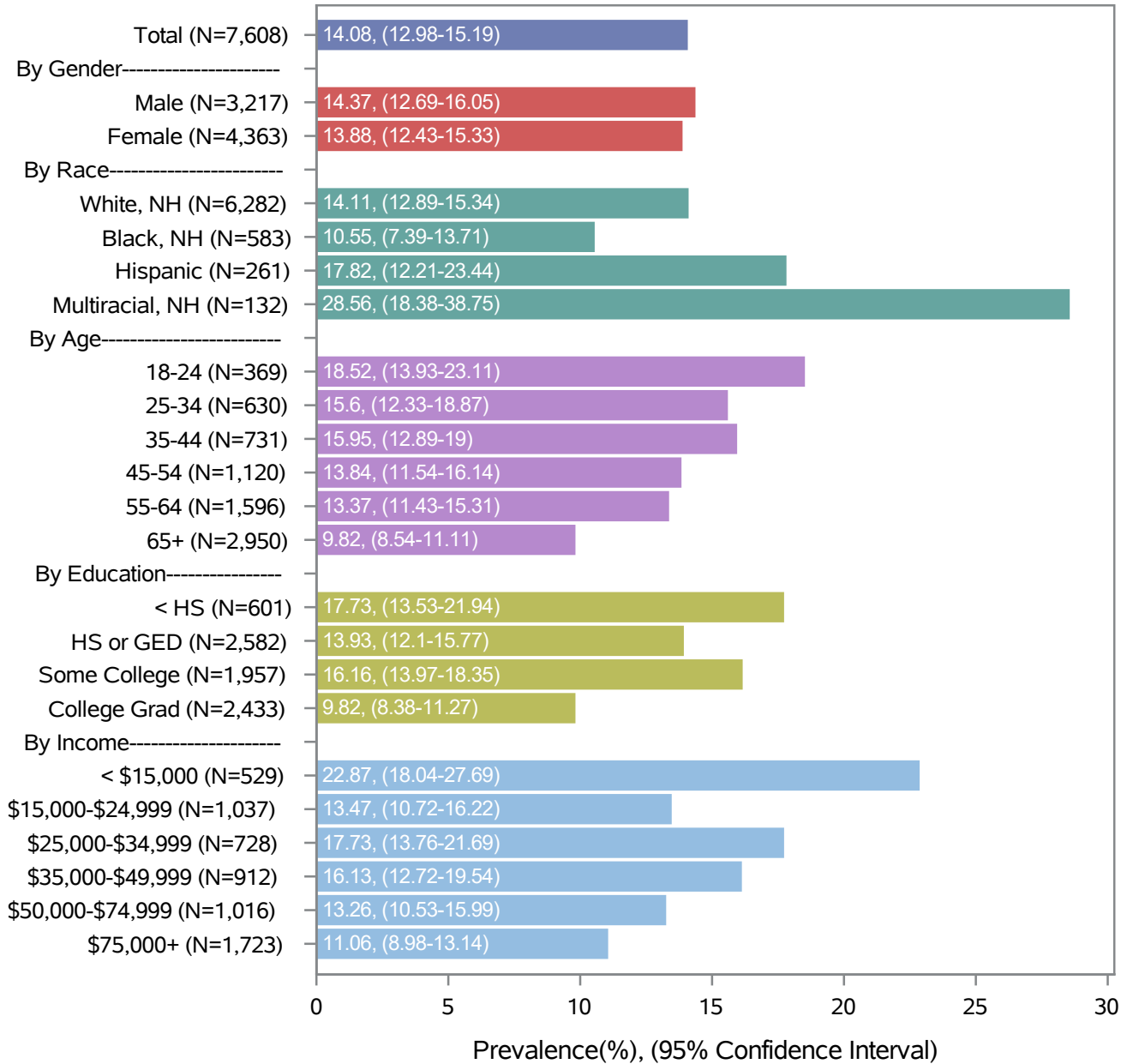
Income

Group	is...	Comparison Group(s)
< \$15,000	greater than	\$50,000-\$74,999, \$75,000+

Indiana BRFSS State Added Question Report 2018

Before the age of 18, how often did a parent or adult in your home ever hit, beat, kick, or physically hurt you in any way?

Response: Once/More than once



Indiana BRFSS State Added Question Report 2019

Before the age of 18, how often did a parent or adult in your home ever hit, beat, kick, or physically hurt you in any way?

Response: Once/More than once

Significant Results

Significant differences were determined based on non-overlapping 95% confidence intervals. Some demographic groups may be excluded due to insufficient data. This analysis only includes the groups displayed in the corresponding graph for this question.

Gender

There were no significant differences between groups in this category.

Race

Group	is...	Comparison Group(s)
Multiracial, NH	greater than	White, NH, Black, NH

Age

Group	is...	Comparison Group(s)
18-24	greater than	65+
25-34	greater than	65+
35-44	greater than	65+
45-54	greater than	65+
55-64	greater than	65+

Education

Group	is...	Comparison Group(s)
< HS	greater than	College Grad
HS or GED	greater than	College Grad
Some College	greater than	College Grad

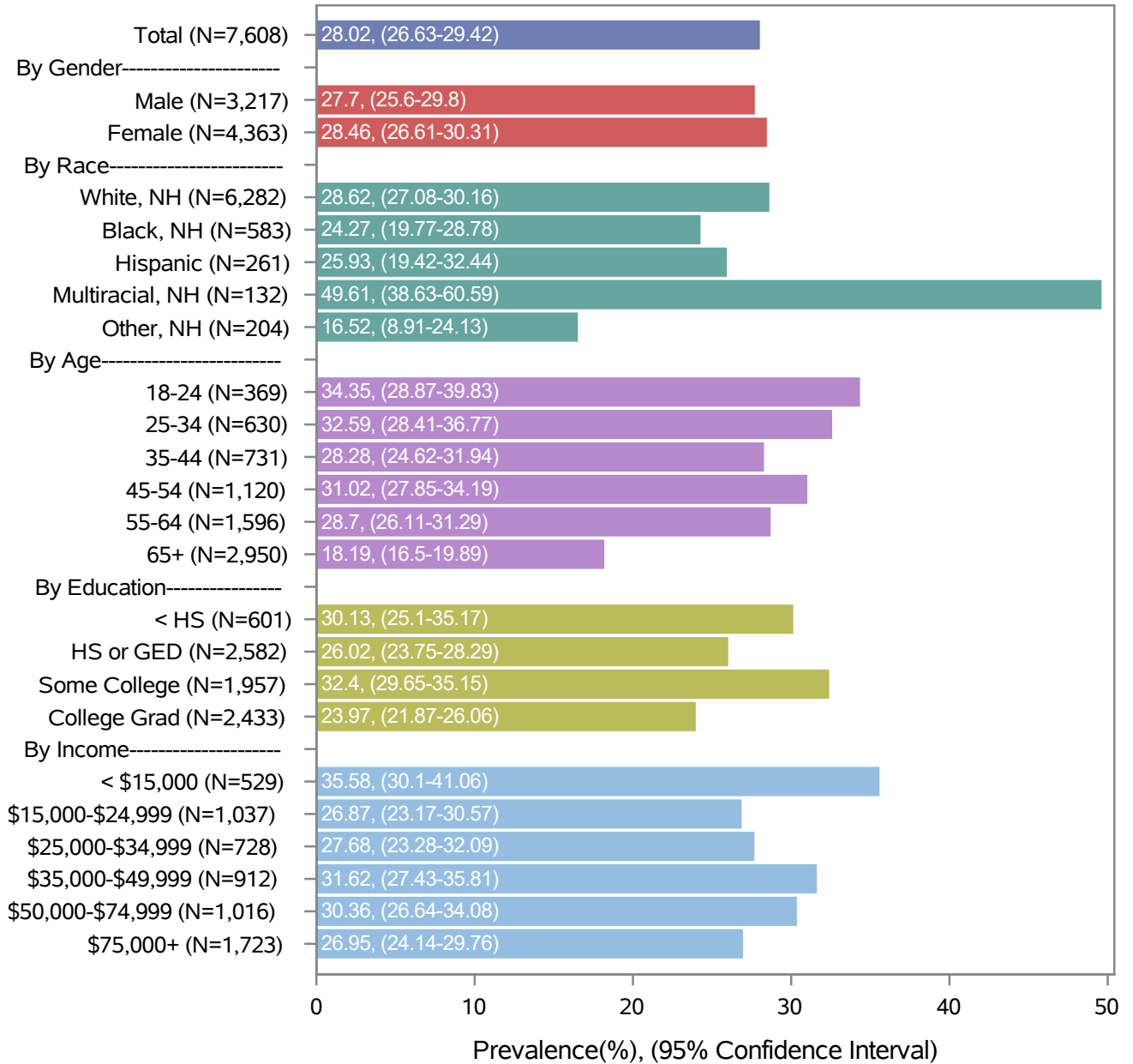
Income

Group	is...	Comparison Group(s)
< \$15,000	greater than	\$15,000-\$24,999, \$50,000-\$74,999, \$75,000+
\$25,000-\$34,999	greater than	\$75,000+

Indiana BRFSS State Added Question Report 2018

How often did a parent or adult in your home ever swear at you, insult you, or put you down?

Response: Once/More than once



Indiana BRFSS State Added Question Report 2019

How often did a parent or adult in your home ever swear at you, insult you, or put you down?

Response: Once/More than once

Significant Results

Significant differences were determined based on non-overlapping 95% confidence intervals. Some demographic groups may be excluded due to insufficient data. This analysis only includes the groups displayed in the corresponding graph for this question.

Gender

There were no significant differences between groups in this category.

Race

Group	is...	Comparison Group(s)
Multiracial, NH	greater than	White, NH, Black, NH, Hispanic, Other, NH
White, NH	greater than	Other, NH

Age

Group	is...	Comparison Group(s)
18-24	greater than	65+
25-34	greater than	65+
35-44	greater than	65+
45-54	greater than	65+
55-64	greater than	65+

Education

Group	is...	Comparison Group(s)
Some College	greater than	HS or GED, College Grad

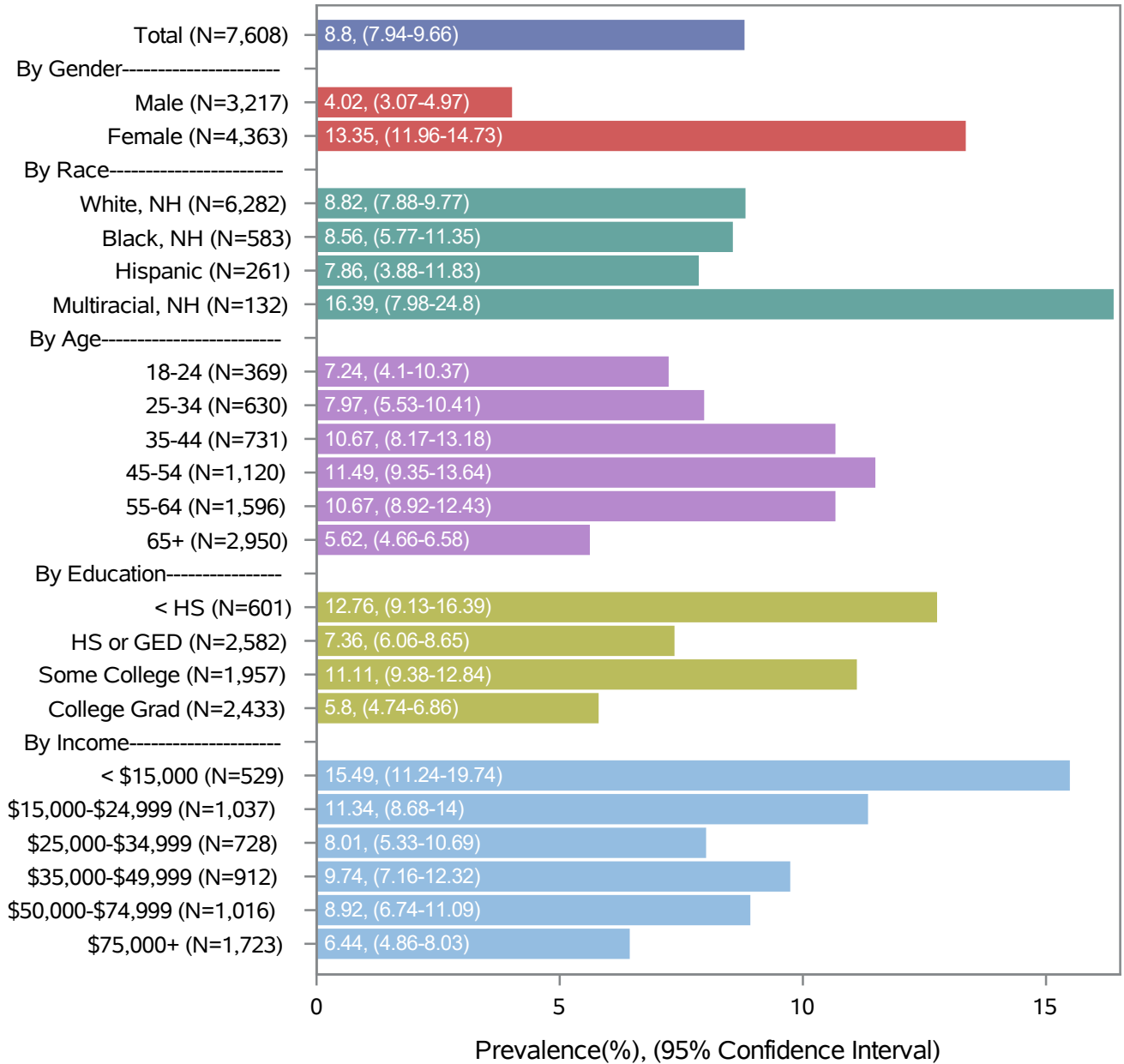
Income

Group	is...	Comparison Group(s)
< \$15,000	greater than	\$75,000+

Indiana BRFSS State Added Question Report 2018

How often did anyone at least 5 years older than you or an adult, ever touch you sexually?

Response: Once/More than once



Indiana BRFSS State Added Question Report 2019

How often did anyone at least 5 years older than you or an adult, ever touch you sexually?

Response: Once/More than once

Significant Results

Significant differences were determined based on non-overlapping 95% confidence intervals. Some demographic groups may be excluded due to insufficient data. This analysis only includes the groups displayed in the corresponding graph for this question.

Gender

Group	is...	Comparison Group(s)
Female	greater than	Male

Race

There were no significant differences between groups in this category.

Age

Group	is...	Comparison Group(s)
35-44	greater than	65+
45-54	greater than	65+
55-64	greater than	65+

Education

Group	is...	Comparison Group(s)
< HS	greater than	HS or GED, College Grad
Some College	greater than	HS or GED, College Grad

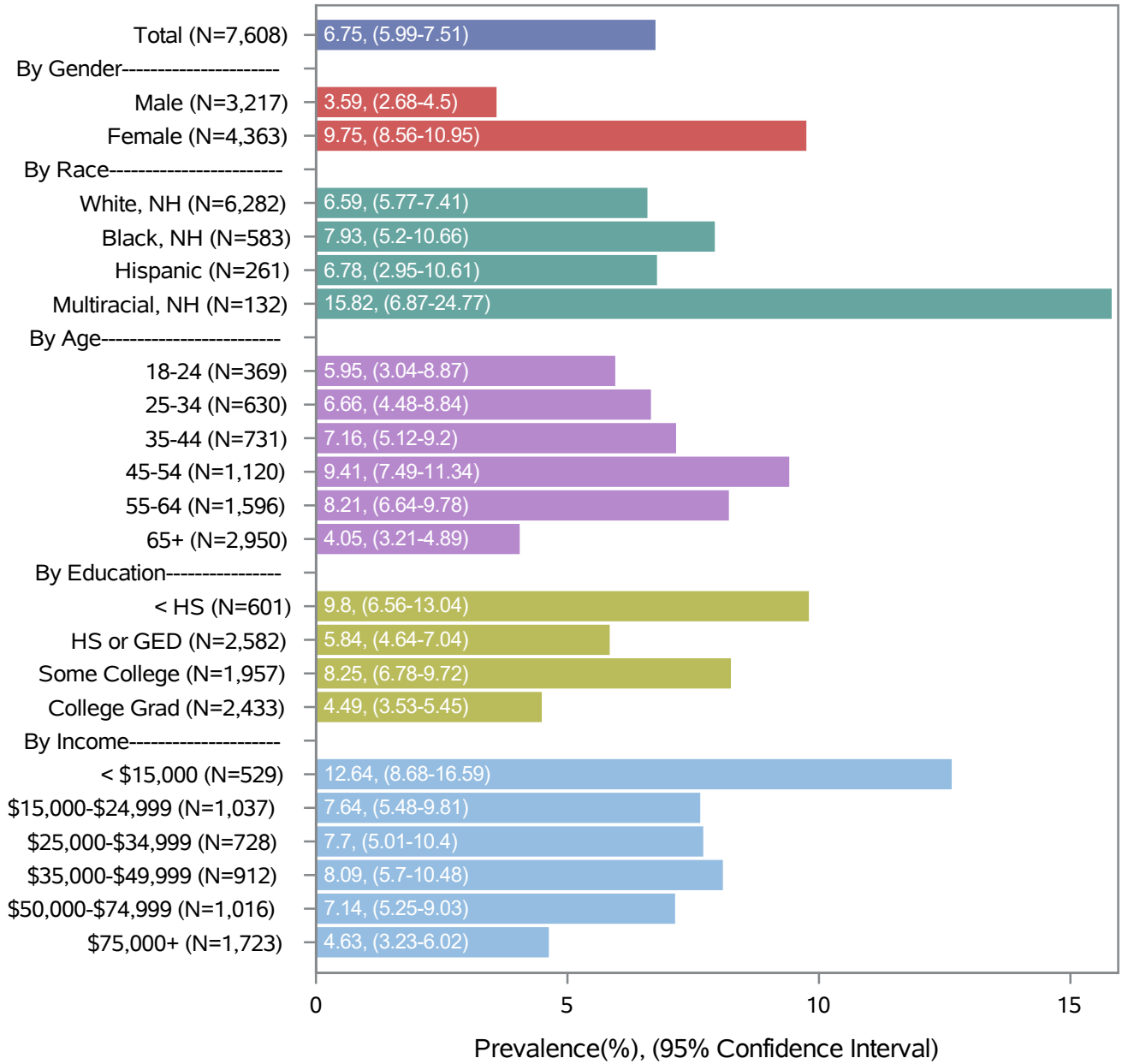
Income

Group	is...	Comparison Group(s)
< \$15,000	greater than	\$25,000-\$34,999, \$50,000-\$74,999, \$75,000+
\$15,000-\$24,999	greater than	\$75,000+

Indiana BRFSS State Added Question Report 2018

How often did anyone at least 5 years older than you or an adult try to make you touch them sexually?

Response: Once/More than once



Indiana BRFSS State Added Question Report 2019

How often did anyone at least 5 years older than you or an adult try to make you touch them sexually?

Response: Once/More than once

Significant Results

Significant differences were determined based on non-overlapping 95% confidence intervals. Some demographic groups may be excluded due to insufficient data. This analysis only includes the groups displayed in the corresponding graph for this question.

Gender

Group	is...	Comparison Group(s)
Female	greater than	Male

Race

There were no significant differences between groups in this category.

Age

Group	is...	Comparison Group(s)
35-44	greater than	65+
45-54	greater than	65+
55-64	greater than	65+

Education

Group	is...	Comparison Group(s)
< HS	greater than	College Grad
Some College	greater than	College Grad

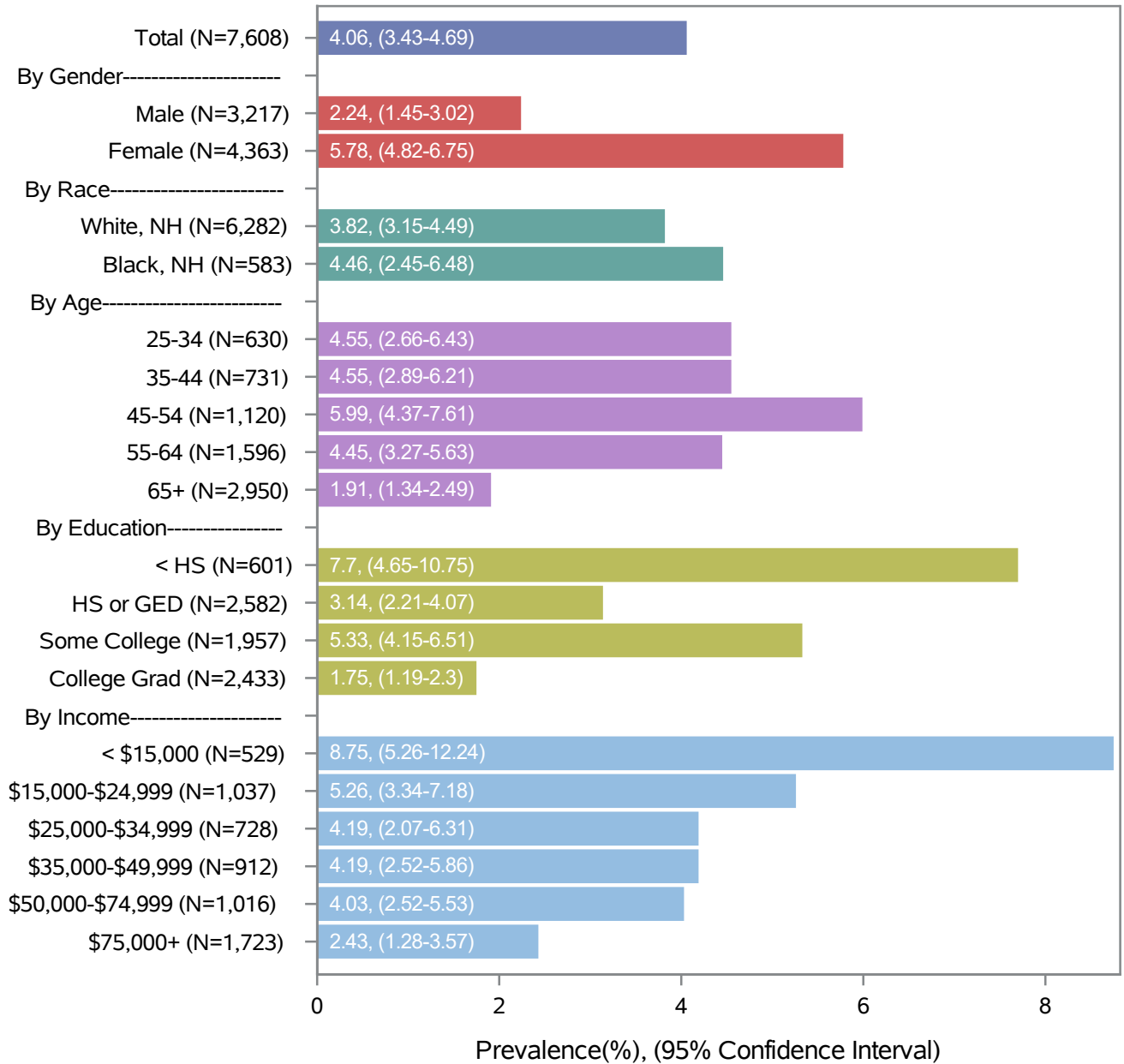
Income

Group	is...	Comparison Group(s)
< \$15,000	greater than	\$75,000+

Indiana BRFSS State Added Question Report 2018

How often did anyone at least 5 years older than you or an adult force you to have sex?

Response: Once/More than once



Indiana BRFSS State Added Question Report 2019

How often did anyone at least 5 years older than you or an adult force you to have sex?

Response: Once/More than once

Significant Results

Significant differences were determined based on non-overlapping 95% confidence intervals. Some demographic groups may be excluded due to insufficient data. This analysis only includes the groups displayed in the corresponding graph for this question.

Gender

Group	is...	Comparison Group(s)
Female	greater than	Male

Race

There were no significant differences between groups in this category.

Age

Group	is...	Comparison Group(s)
25-34	greater than	65+
35-44	greater than	65+
45-54	greater than	65+
55-64	greater than	65+

Education

Group	is...	Comparison Group(s)
< HS	greater than	HS or GED, College Grad
Some College	greater than	HS or GED, College Grad

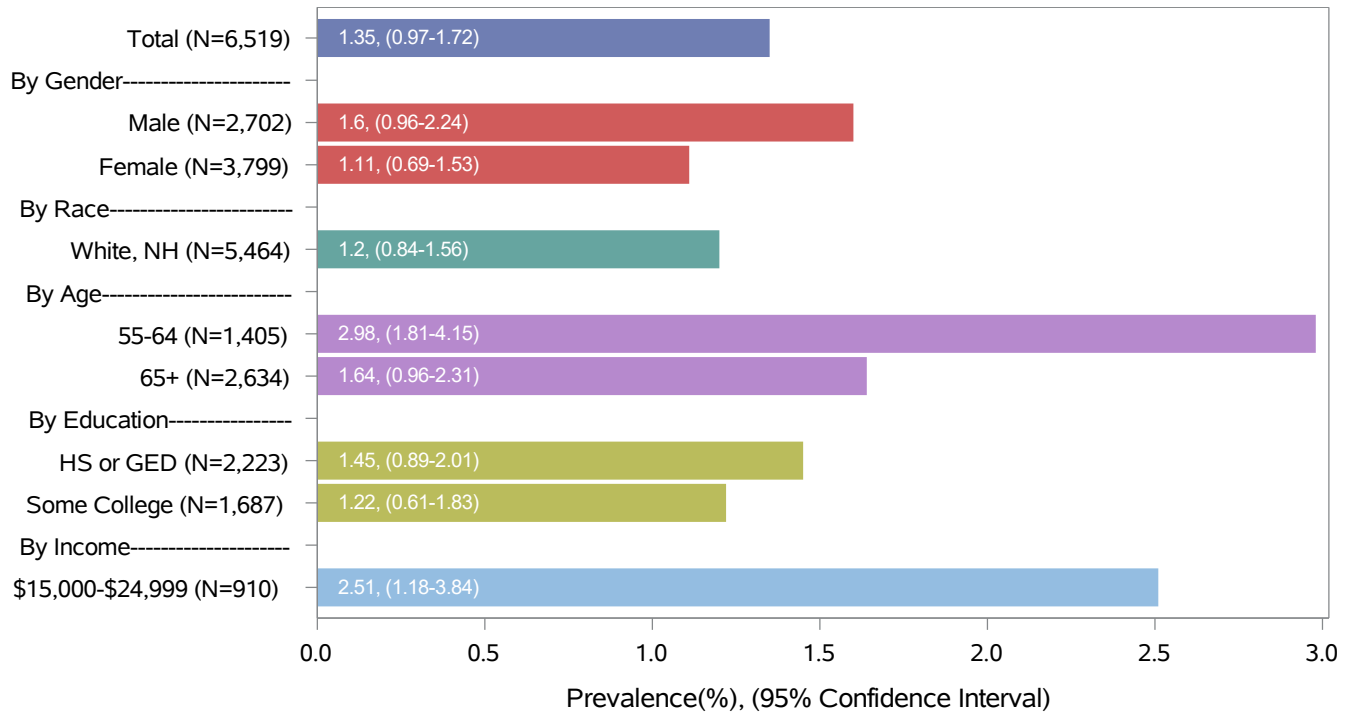
Income

Group	is...	Comparison Group(s)
< \$15,000	greater than	\$75,000+

Indiana BRFSS State Added Question Report 2018

Has a doctor, nurse, or other health professional ever told you that you had hepatitis C?

Response: Yes



Significant Results

Significant differences were determined based on non-overlapping 95% confidence intervals. Some demographic groups may be excluded due to insufficient data. This analysis only includes the groups displayed in the corresponding graph for this question.

Gender

There were no significant differences between groups in this category.

Race

Insufficient data were available to compare groups in this category.

Age

There were no significant differences between groups in this category.

Education

There were no significant differences between groups in this category.

Income

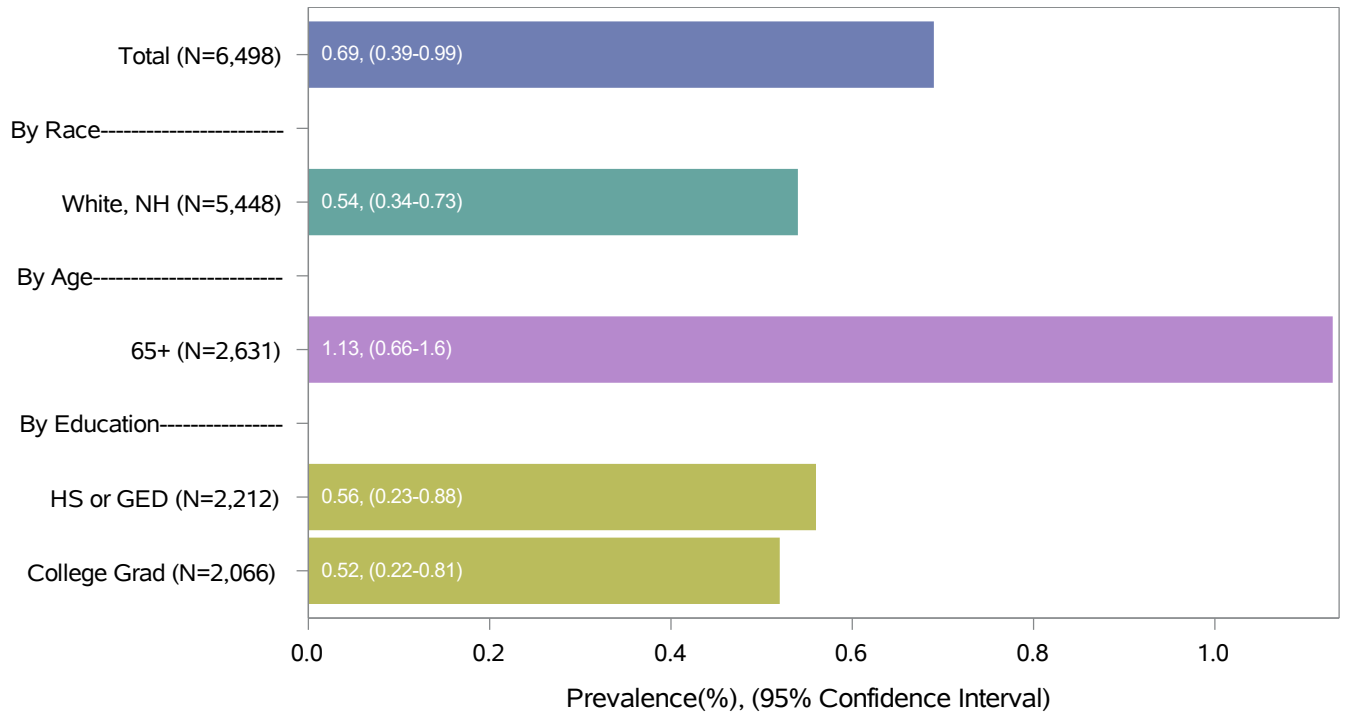
Insufficient data were available to compare groups in this category.

Although the 2018 Indiana BRFSS included a question about hepatitis C treatment, we have chosen not to include it in this report due to insufficient data.

Indiana BRFSS State Added Question Report 2018

Has a doctor, nurse, or other health professional ever told you that you had hepatitis B?

Response: Yes



Significant Results

Significant differences were determined based on non-overlapping 95% confidence intervals. Some demographic groups may be excluded due to insufficient data. This analysis only includes the groups displayed in the corresponding graph for this question.

Gender

Race

Insufficient data were available to compare groups in this category.

Insufficient data were available to compare groups in this category.

Age

Education

Insufficient data were available to compare groups in this category.

There were no significant differences between groups in this category.

Income

Insufficient data were available to compare groups in this category.

Although the 2018 Indiana BRFSS included a question about hepatitis B treatment, we have chosen not to include it in this report due to insufficient data.