

# Indiana BRFSS State Added Question Report 2019

## About the BRFSS

The Behavioral Risk Factor Surveillance System (BRFSS) is the largest continuously conducted health survey system in the world with more than 400,000 American adults participating each year. The BRFSS was established in 1984 by the Centers for Disease Control and Prevention (CDC). Indiana was one of the 15 states that participated from the start. By 1993, all states and territories had implemented the BRFSS. The Indiana Department of Health (IDOH) is responsible for collecting this vital information for our state so we all can know more about the health status of Hoosiers.

**Indiana BRFSS Coordinator:** Kristy Thacker | [KThacker2@isdh.IN.gov](mailto:KThacker2@isdh.IN.gov)

To learn more about the Indiana BRFSS, visit <https://www.in.gov/isdh/25194.htm>

This publication was supported by Cooperative Agreement NU58DP006024-01-00 from the Centers for Disease Control and Prevention. Its contents are solely the responsibility of the authors and do not necessarily represent the official views of the Centers for Disease Control and Prevention.

All of the prevalence estimates and confidence intervals provided in this report are weighted prevalence estimates. These estimates were generated using the \_LLCPWT final weight provided by the CDC as part of the final BRFSS dataset.

## 2019 Indiana State Added Question Topics

### Opioid Use

This module includes questions about prescription and non-prescription painkiller use. Some questions were also asked as part of the Pain Medication module in the 2013 state added questions section. One question, regarding intravenous drug use, did not meet criteria to be reported.

#### Indiana Department of Health

**Dr. Kristina Box**

*State Health Commissioner*

**Pam Pontones**

*Deputy State Health Commissioner*

#### Epidemiology Resource Center

**Eric Hawkins**

*Deputy State Epidemiologist*

**Chris Waldron**

*Health Data, Informatics, and Geographics Director*

#### Data Analysis Team

**Angela Shamblin**

*Data Analysis Team Director*

#### Contributing Staff

**Kristy Thacker**

*Indiana BRFSS Coordinator*

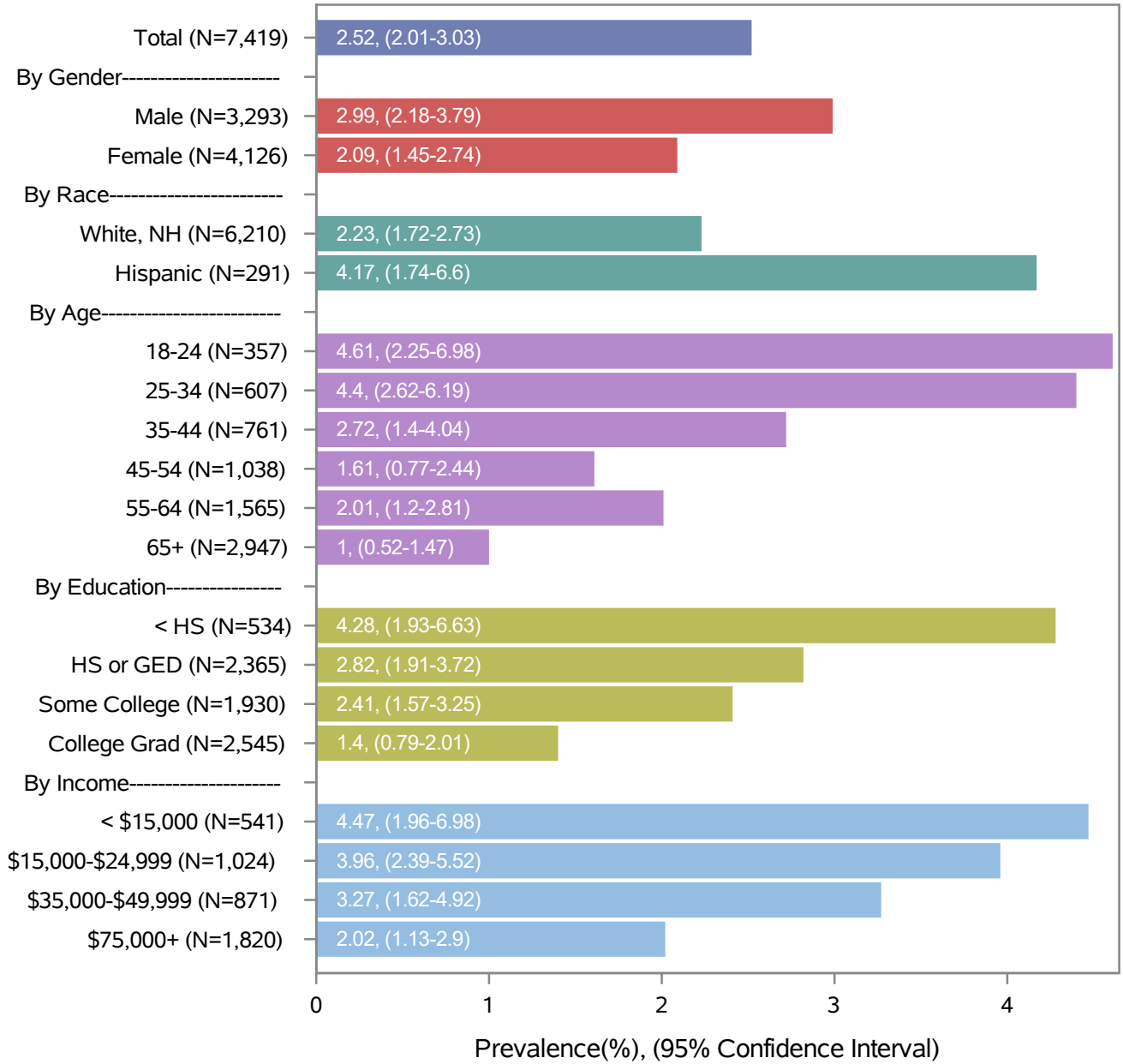
**Courtney Lambert**

*Data Analyst*

# Indiana BRFSS State Added Question Report 2019

In the past year, did you use a prescription pain medication that was not prescribed specifically for you by a doctor, dentist, nurse practitioner, or healthcare provider?

Response: Yes



# Indiana BRFSS State Added Question Report 2019

In the past year, did you use a prescription pain medication that was not prescribed specifically for you by a doctor, dentist, nurse practitioner, or healthcare provider?

Response: Yes

## Significant Results

*Significant differences were determined based on non-overlapping 95% confidence intervals. Some demographic groups may be excluded due to insufficient data. This analysis only includes the groups displayed in the corresponding graph for this question.*

### Gender

---

There were no significant differences between groups in this category.

---

### Race

---

There were no significant differences between groups in this category.

---

### Age

Group	is...	Comparison Group(s)
18-24	greater than	65+
25-34	greater than	45-54, 65+

### Education

---

There were no significant differences between groups in this category.

---

### Income

---

There were no significant differences between groups in this category.

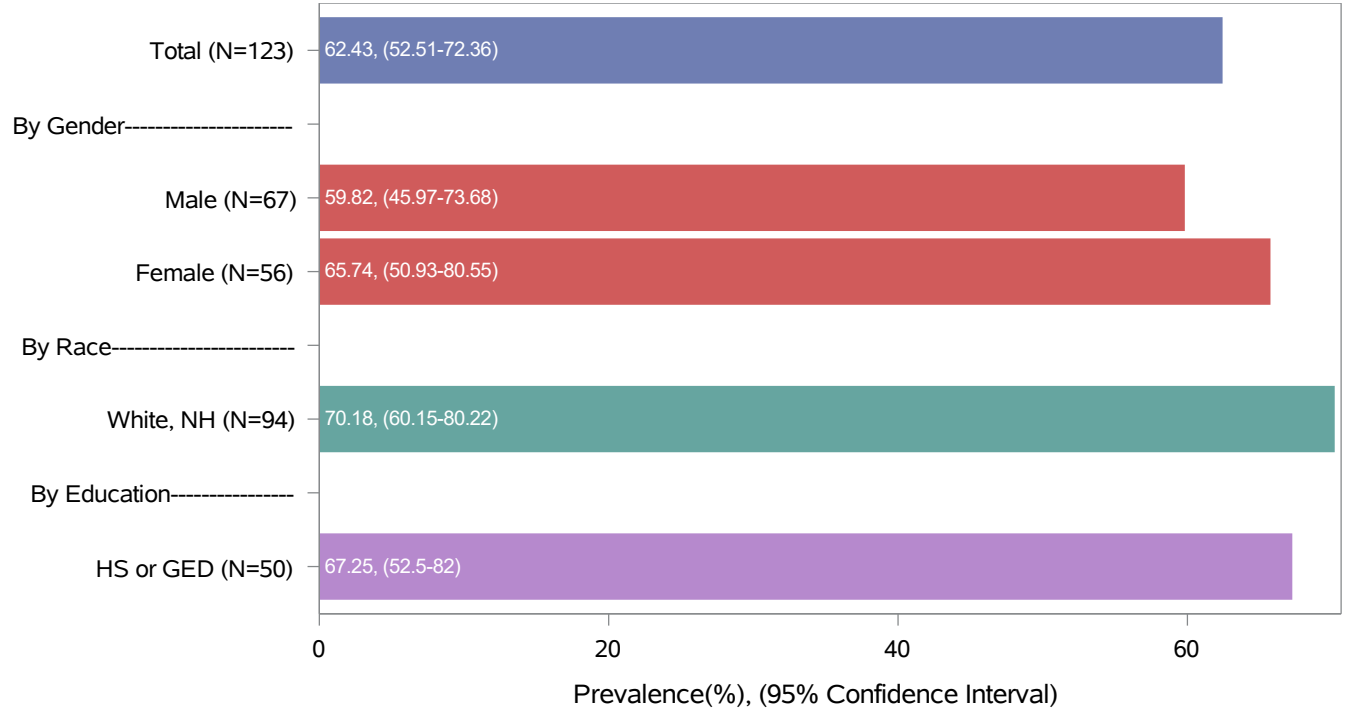
---

# Indiana BRFSS State Added Question Report 2019

## From whom did you obtain the prescription pain medication?

**Response:** From a friend or relative

**This question was only asked to individuals who responded "yes" to the previous question regarding use of prescription painkillers not prescribed to them.**



### Significant Results

Significant differences were determined based on non-overlapping 95% confidence intervals. Some demographic groups may be excluded due to insufficient data. This analysis only includes the groups displayed in the corresponding graph for this question.

#### Gender

There were no significant differences between groups in this category.

#### Race

Insufficient data were available to compare groups in this category.

#### Age

Insufficient data were available to compare groups in this category.

#### Education

Insufficient data were available to compare groups in this category.

#### Income

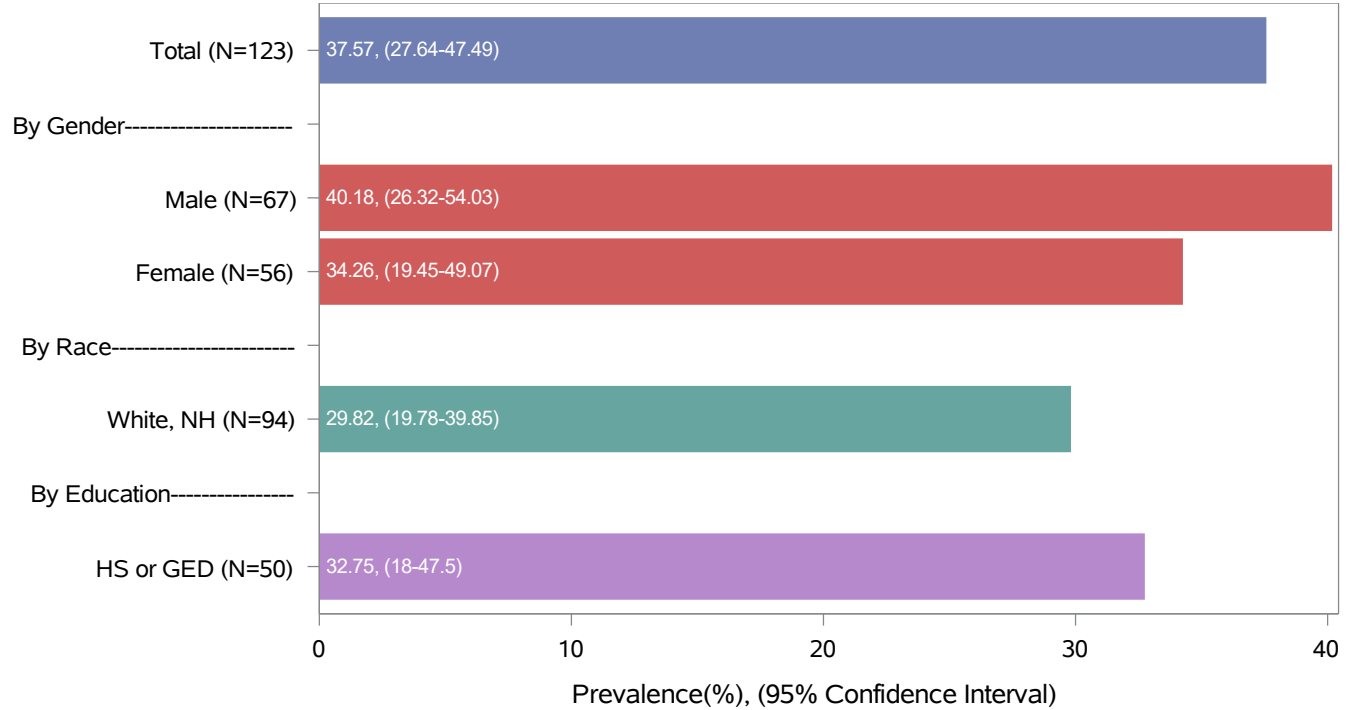
Insufficient data were available to compare groups in this category.

# Indiana BRFSS State Added Question Report 2019

## From whom did you obtain the prescription pain medication?

**Response: Other**

**This question was only asked to individuals who responded "yes" to the previous question regarding use of prescription painkillers not prescribed to them.**



### Significant Results

Significant differences were determined based on non-overlapping 95% confidence intervals. Some demographic groups may be excluded due to insufficient data. This analysis only includes the groups displayed in the corresponding graph for this question.

#### Gender

There were no significant differences between groups in this category.

#### Race

Insufficient data were available to compare groups in this category.

#### Age

Insufficient data were available to compare groups in this category.

#### Education

Insufficient data were available to compare groups in this category.

#### Income

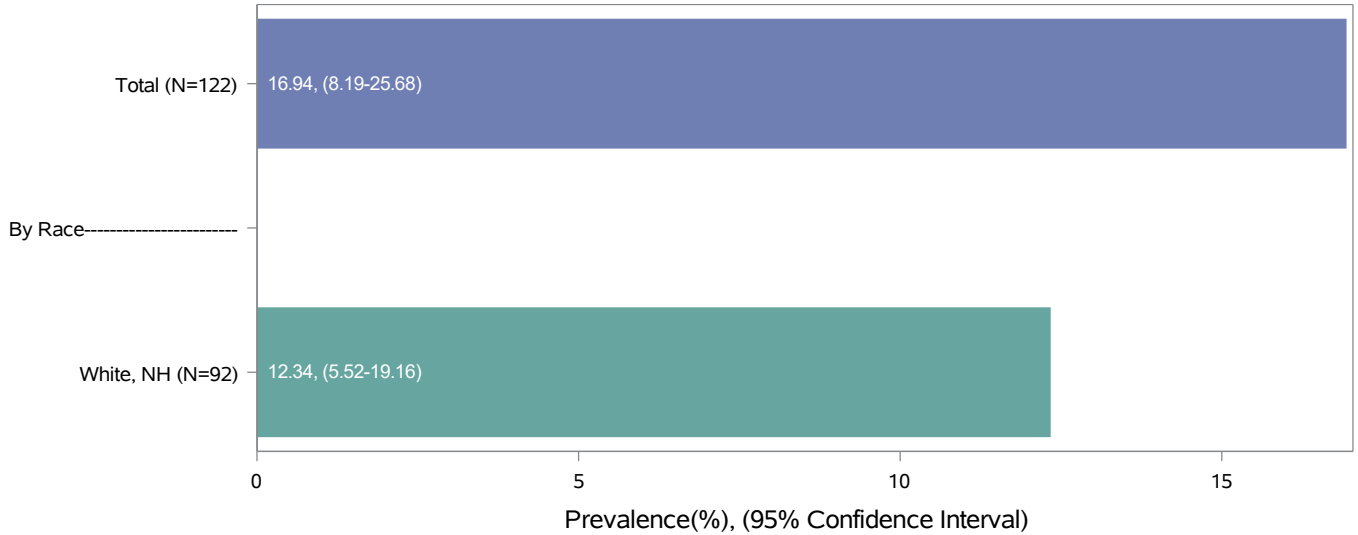
Insufficient data were available to compare groups in this category.

# Indiana BRFSS State Added Question Report 2019

About how often in the past 12 months did you use prescription pain relievers including those that were not prescribed to you by a doctor, dentist, nurse practitioner, or other healthcare provider?

**Response:** Every day or nearly every day

**This question was only asked to individuals who responded "yes" to the previous question regarding use of prescription painkillers not prescribed to them.**



## Significant Results

Significant differences were determined based on non-overlapping 95% confidence intervals. Some demographic groups may be excluded due to insufficient data. This analysis only includes the groups displayed in the corresponding graph for this question.

### Gender

Insufficient data were available to compare groups in this category.

### Race

Insufficient data were available to compare groups in this category.

### Age

Insufficient data were available to compare groups in this category.

### Education

Insufficient data were available to compare groups in this category.

### Income

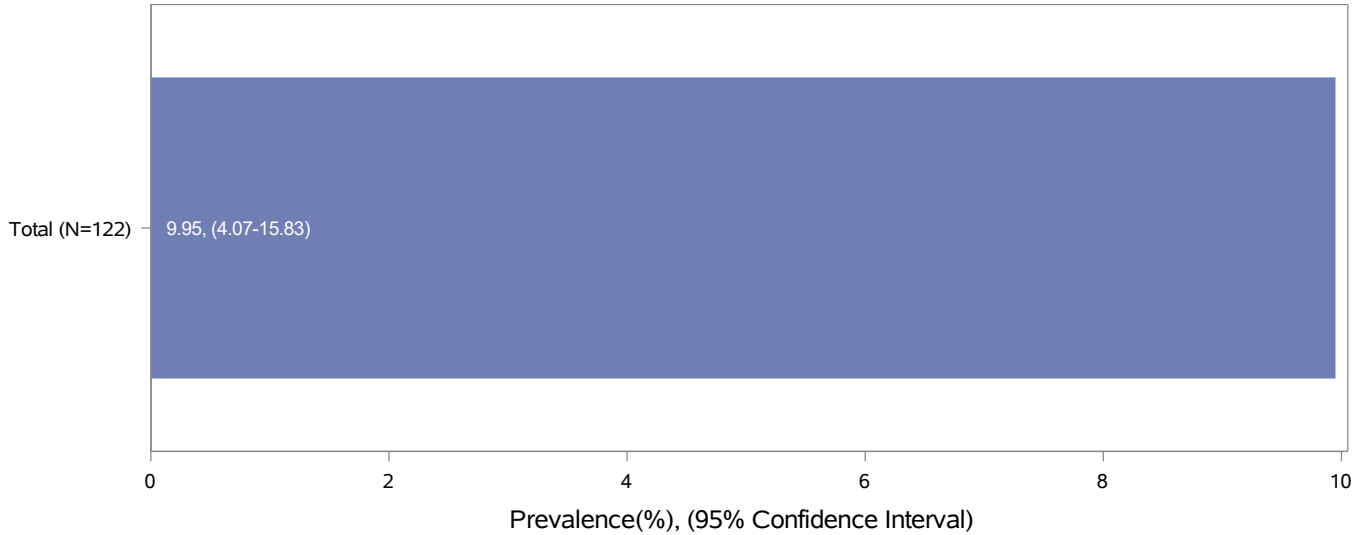
Insufficient data were available to compare groups in this category.

# Indiana BRFSS State Added Question Report 2019

About how often in the past 12 months did you use prescription pain relievers including those that were not prescribed to you by a doctor, dentist, nurse practitioner, or other healthcare provider?

**Response:** Several times a month

**This question was only asked to individuals who responded "yes" to the previous question regarding use of prescription painkillers not prescribed to them.**



## Significant Results

Significant differences were determined based on non-overlapping 95% confidence intervals. Some demographic groups may be excluded due to insufficient data. This analysis only includes the groups displayed in the corresponding graph for this question.

### Gender

### Race

Insufficient data were available to compare groups in this category.

Insufficient data were available to compare groups in this category.

### Age

### Education

Insufficient data were available to compare groups in this category.

Insufficient data were available to compare groups in this category.

### Income

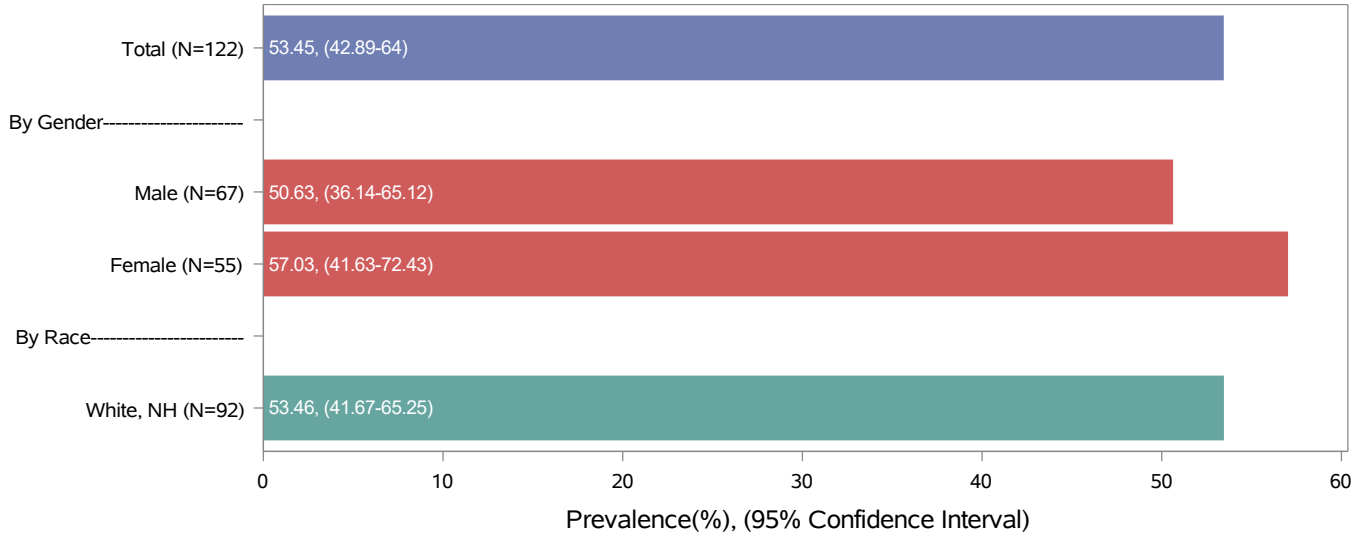
Insufficient data were available to compare groups in this category.

# Indiana BRFSS State Added Question Report 2019

About how often in the past 12 months did you use prescription pain relievers including those that were not prescribed to you by a doctor, dentist, nurse practitioner, or other healthcare providers

**Response:** Several times a year

**This question was only asked to individuals who responded "yes" to the previous question regarding use of prescription painkillers not prescribed to them.**



## Significant Results

Significant differences were determined based on non-overlapping 95% confidence intervals. Some demographic groups may be excluded due to insufficient data. This analysis only includes the groups displayed in the corresponding graph for this question.

### Gender

### Race

There were no significant differences between groups in this category.

Insufficient data were available to compare groups in this category.

### Age

### Education

Insufficient data were available to compare groups in this category.

Insufficient data were available to compare groups in this category.

### Income

Insufficient data were available to compare groups in this category.

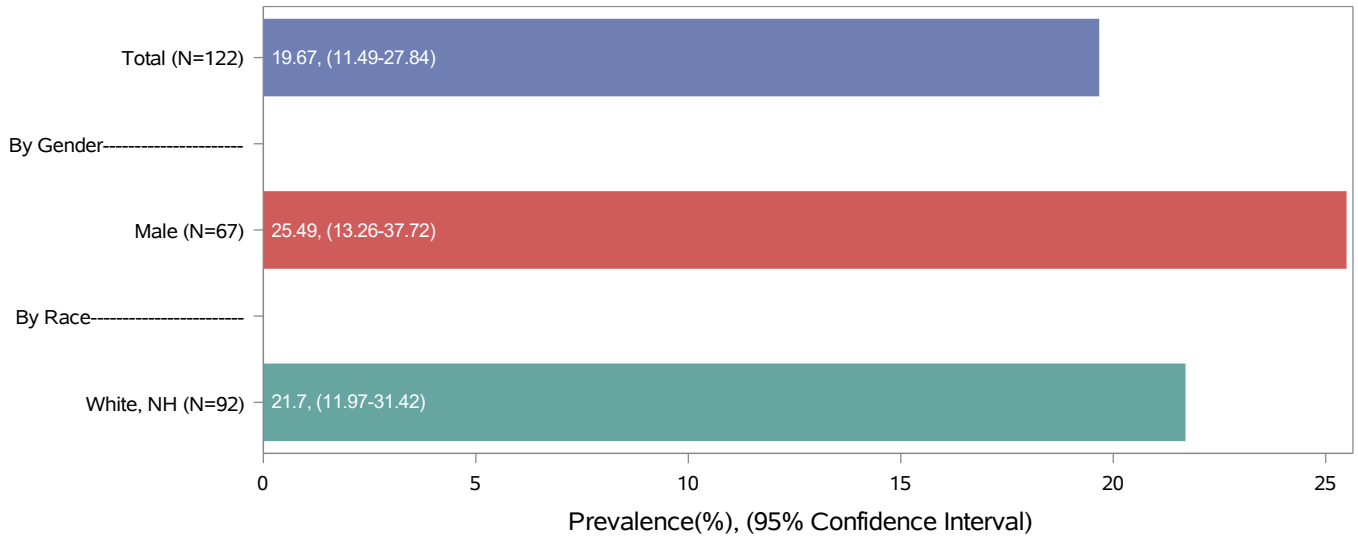


# Indiana BRFSS State Added Question Report 2019

About how often in the past 12 months did you use prescription pain relievers including those that were not prescribed to you by a doctor, dentist, nurse practitioner, or other healthcare provider?

**Response: Never**

**This question was only asked to individuals who responded "yes" to the previous question regarding use of prescription painkillers not prescribed to them.**



## Significant Results

Significant differences were determined based on non-overlapping 95% confidence intervals. Some demographic groups may be excluded due to insufficient data. This analysis only includes the groups displayed in the corresponding graph for this question.

### Gender

### Race

Insufficient data were available to compare groups in this category.

Insufficient data were available to compare groups in this category.

### Age

### Education

Insufficient data were available to compare groups in this category.

Insufficient data were available to compare groups in this category.

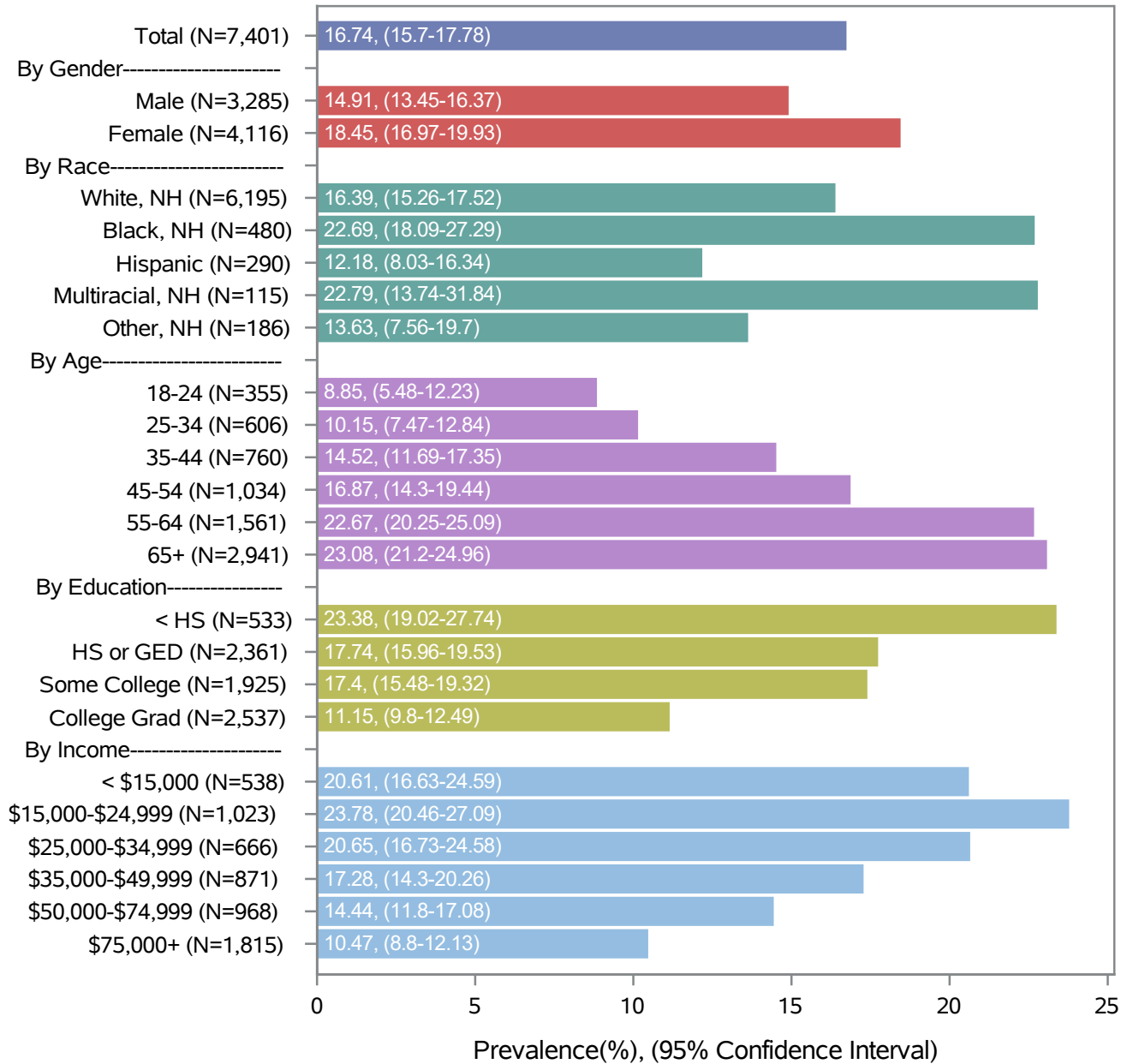
### Income

Insufficient data were available to compare groups in this category.

# Indiana BRFSS State Added Question Report 2019

## How long has it been since you used any prescription pain reliever?

Response: Within the past 30 days



# Indiana BRFSS State Added Question Report 2019

## How long has it been since you used any prescription pain reliever?

**Response:** Within the past 30 days

### Significant Results

*Significant differences were determined based on non-overlapping 95% confidence intervals. Some demographic groups may be excluded due to insufficient data. This analysis only includes the groups displayed in the corresponding graph for this question.*

#### Gender

<i>Group</i>	<i>is...</i>	<i>Comparison Group(s)</i>
Female	greater than	Male

#### Race

<i>Group</i>	<i>is...</i>	<i>Comparison Group(s)</i>
Black, NH	greater than	White, NH, Hispanic

#### Age

<i>Group</i>	<i>is...</i>	<i>Comparison Group(s)</i>
45-54	greater than	18-24, 25-34
55-64	greater than	18-24, 25-34, 35-44, 45-54
65+	greater than	18-24, 25-34, 35-44, 45-54

#### Education

<i>Group</i>	<i>is...</i>	<i>Comparison Group(s)</i>
< HS	greater than	College Grad
HS or GED	greater than	College Grad
Some College	greater than	College Grad

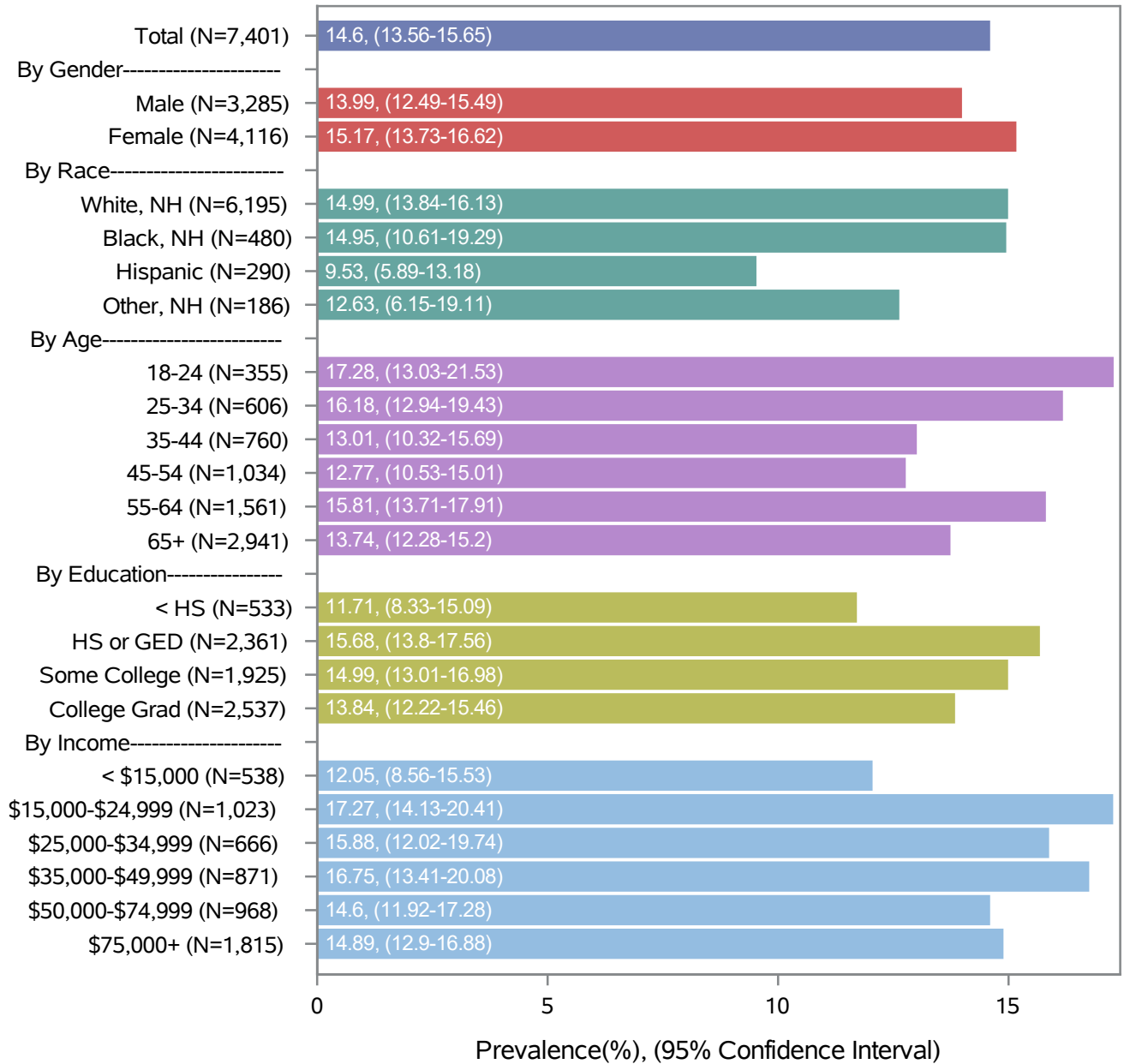
#### Income

<i>Group</i>	<i>is...</i>	<i>Comparison Group(s)</i>
< \$15,000	greater than	\$75,000+
\$15,000-\$24,999	greater than	\$35,000-\$49,999, \$50,000-\$74,999, \$75,000+
\$25,000-\$34,999	greater than	\$75,000+
\$35,000-\$49,999	greater than	\$75,000+

# Indiana BRFSS State Added Question Report 2019

## How long has it been since you used any prescription pain reliever?

Response: More than 30 days but less than 12 months



# Indiana BRFSS State Added Question Report 2019

## How long has it been since you used any prescription pain reliever?

**Response:** More than 30 days but less than 12 months

### Significant Results

*Significant differences were determined based on non-overlapping 95% confidence intervals. Some demographic groups may be excluded due to insufficient data. This analysis only includes the groups displayed in the corresponding graph for this question.*

#### Gender

---

There were no significant differences between groups in this category.

---

#### Race

Group	is...	Comparison Group(s)
White, NH	greater than	Hispanic

#### Age

---

There were no significant differences between groups in this category.

---

#### Education

---

There were no significant differences between groups in this category.

---

#### Income

---

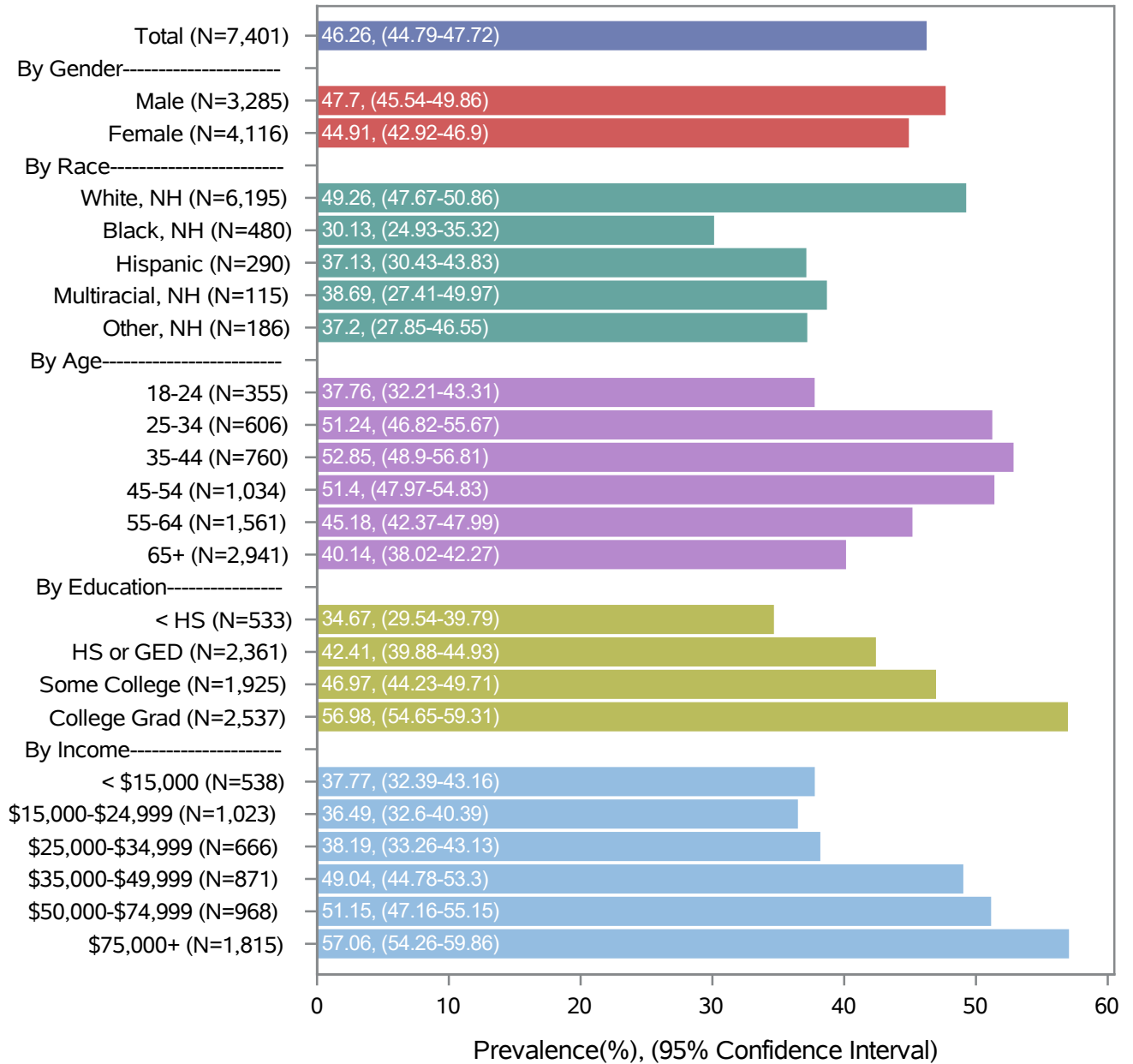
There were no significant differences between groups in this category.

---

# Indiana BRFSS State Added Question Report 2019

## How long has it been since you used any prescription pain reliever?

Response: More than 12 months



# Indiana BRFSS State Added Question Report 2019

## How long has it been since you used any prescription pain reliever?

**Response:** More than 12 months

### Significant Results

*Significant differences were determined based on non-overlapping 95% confidence intervals. Some demographic groups may be excluded due to insufficient data. This analysis only includes the groups displayed in the corresponding graph for this question.*

#### Gender

---

There were no significant differences between groups in this category.

---

#### Race

Group	is...	Comparison Group(s)
White, NH	greater than	Black, NH, Hispanic, Other, NH

#### Age

Group	is...	Comparison Group(s)
25-34	greater than	18-24, 65+
35-44	greater than	18-24, 55-64, 65+
45-54	greater than	18-24, 65+
55-64	greater than	65+

#### Education

Group	is...	Comparison Group(s)
College Grad	greater than	< HS, HS or GED, Some College
HS or GED	greater than	< HS
Some College	greater than	< HS

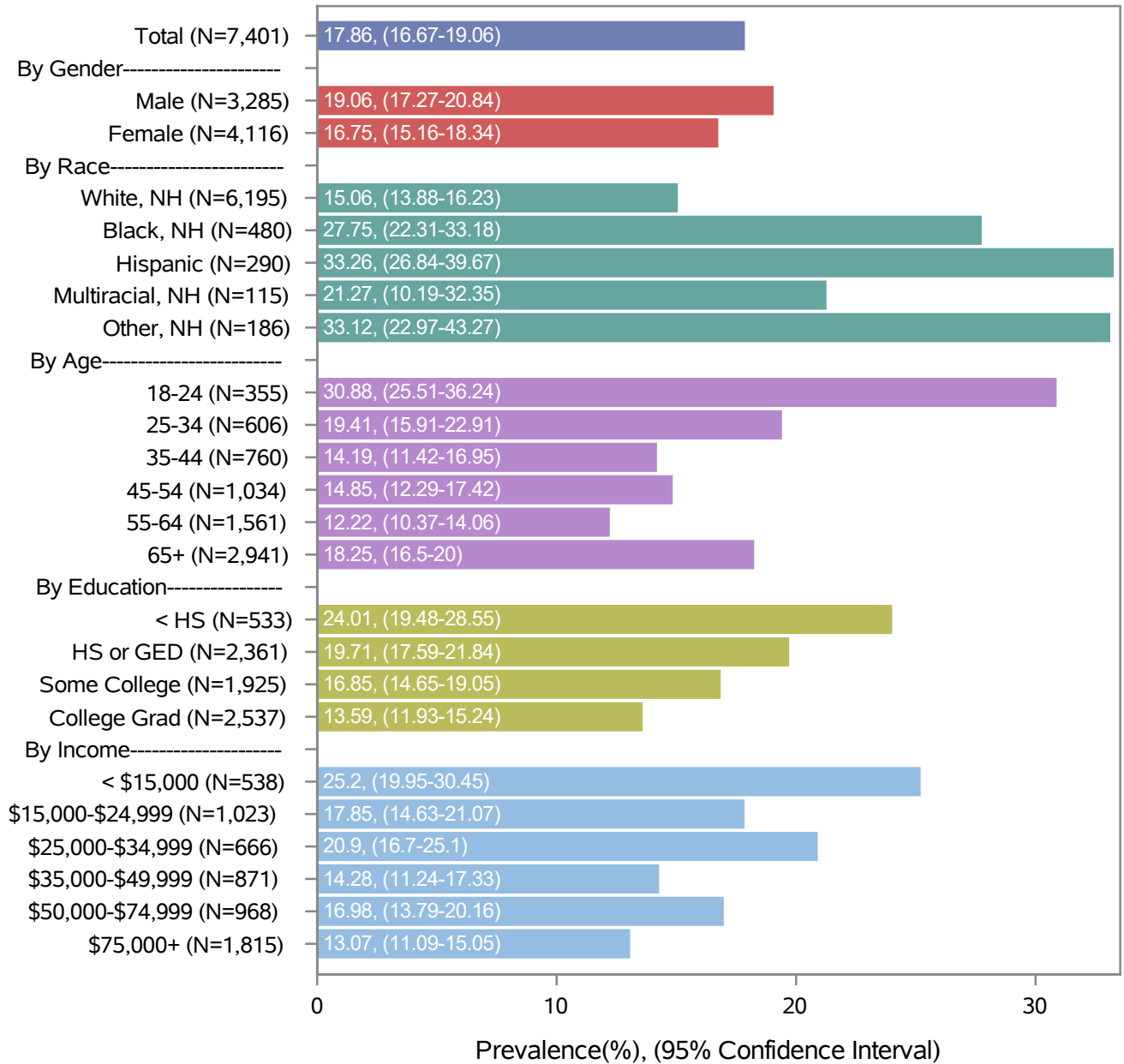
#### Income

Group	is...	Comparison Group(s)
\$35,000-\$49,999	greater than	< \$15,000, \$15,000-\$24,999, \$25,000-\$34,999
\$50,000-\$74,999	greater than	< \$15,000, \$15,000-\$24,999, \$25,000-\$34,999
\$75,000+	greater than	< \$15,000, \$15,000-\$24,999, \$25,000-\$34,999, \$35,000-\$49,999

# Indiana BRFSS State Added Question Report 2019

## How long has it been since you used any prescription pain reliever?

Response: Never





# Indiana BRFSS State Added Question Report 2019

## How long has it been since you used any prescription pain reliever?

**Response:** Never

### Significant Results

*Significant differences were determined based on non-overlapping 95% confidence intervals. Some demographic groups may be excluded due to insufficient data. This analysis only includes the groups displayed in the corresponding graph for this question.*

#### Gender

---

There were no significant differences between groups in this category.

---

#### Race

<i>Group</i>	<i>is...</i>	<i>Comparison Group(s)</i>
Black, NH	greater than	White, NH
Hispanic	greater than	White, NH
Other, NH	greater than	White, NH

#### Age

<i>Group</i>	<i>is...</i>	<i>Comparison Group(s)</i>
18-24	greater than	25-34, 35-44, 45-54, 55-64, 65+
25-34	greater than	55-64
65+	greater than	55-64

#### Education

<i>Group</i>	<i>is...</i>	<i>Comparison Group(s)</i>
< HS	greater than	Some College, College Grad
HS or GED	greater than	College Grad

#### Income

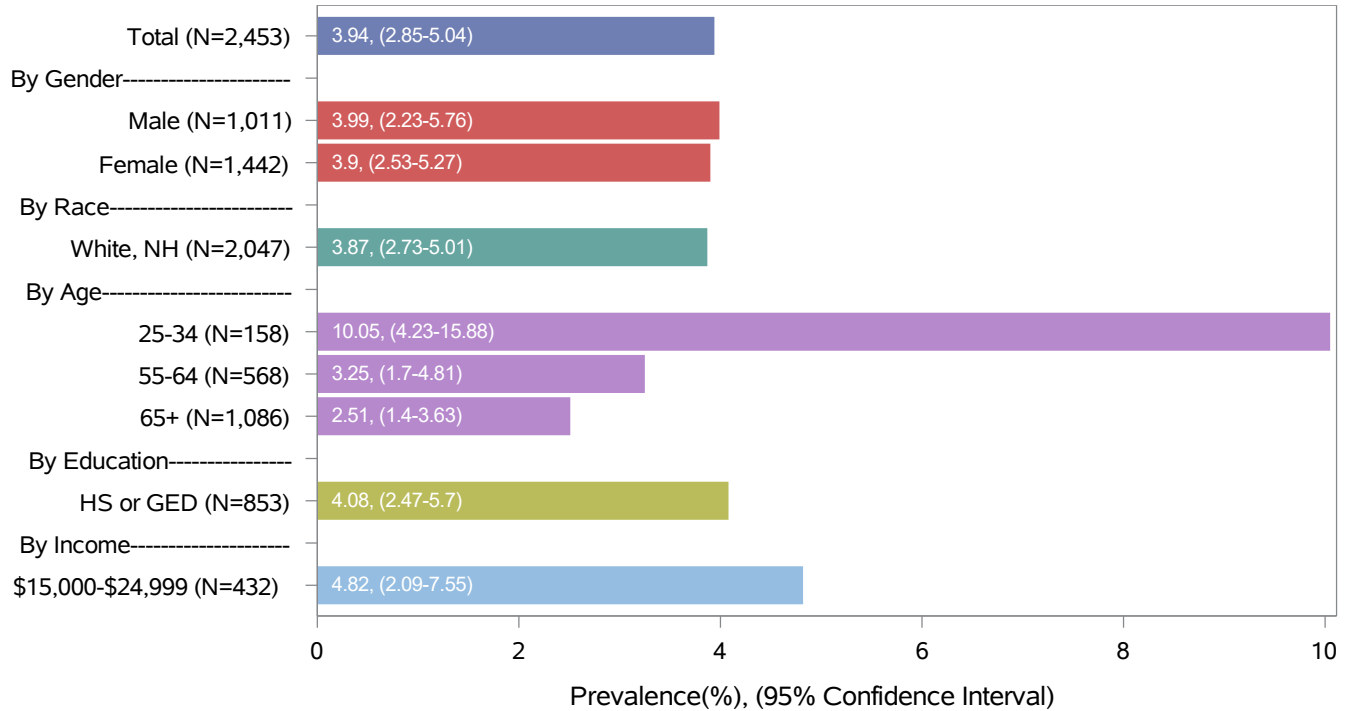
<i>Group</i>	<i>is...</i>	<i>Comparison Group(s)</i>
< \$15,000	greater than	\$35,000-\$49,999, \$75,000+
\$25,000-\$34,999	greater than	\$75,000+

# Indiana BRFSS State Added Question Report 2019

**In the past year have you felt dependent on prescription pain medication or experienced trouble getting off of the medication when you no longer needed it for medical reasons?**

**Response: Yes**

**This questions was only asked to individuals who indicated they had used any prescription painkiller in the past 12 months.**



## Significant Results

Significant differences were determined based on non-overlapping 95% confidence intervals. Some demographic groups may be excluded due to insufficient data. This analysis only includes the groups displayed in the corresponding graph for this question.

### Gender

There were no significant differences between groups in this category.

### Race

Insufficient data were available to compare groups in this category.

### Age

Group	is...	Comparison Group(s)
25-34	greater than	65+

### Education

Insufficient data were available to compare groups in this category.

### Income

Insufficient data were available to compare groups in this category.