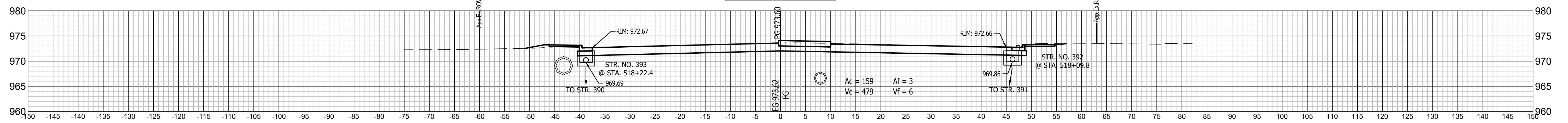


END PROJECT NO. 1593230  
STA. 518+25.77 LINE "G"

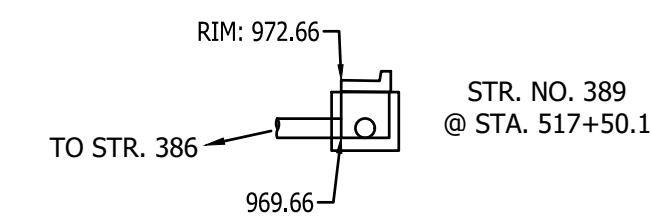
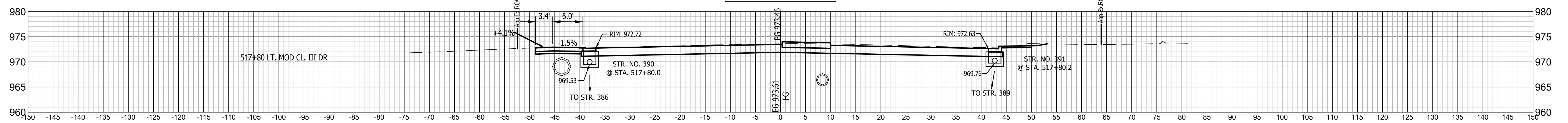
END EARTHWORK  
Ac = 162 Af = 4  
Vc = 35 Vf = 1

BEGIN EARTHWORK  
STA. 518+25.77  
Ac = 1 Af = 3  
Vc = 0 Vf = 0

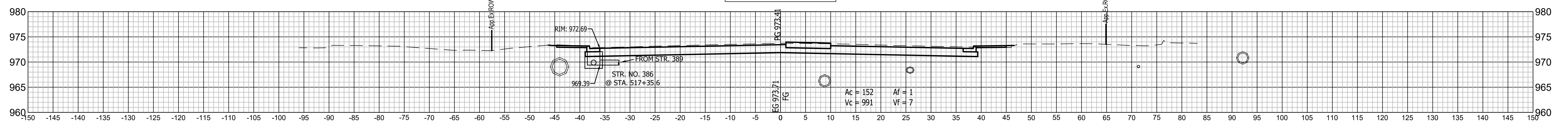
518+20 LINE "G"



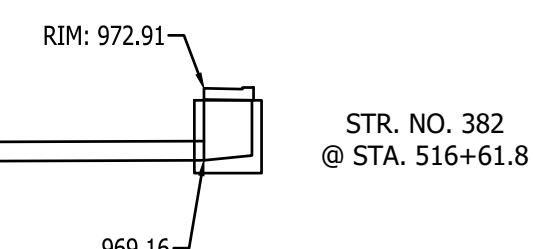
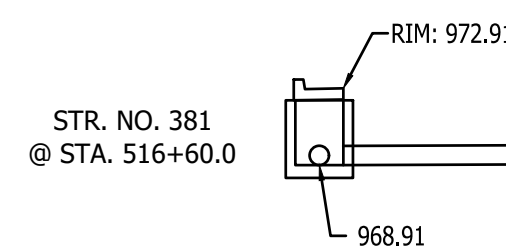
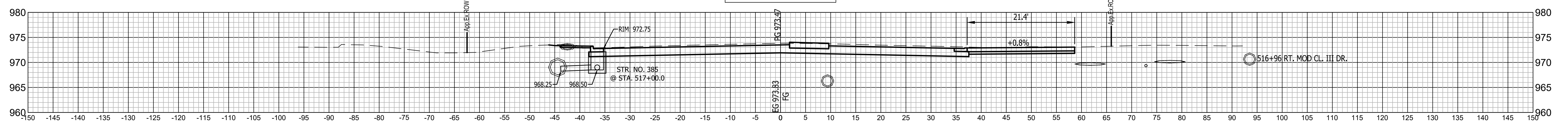
517+80 LINE "G"



517+37 LINE "G"



516+96 LINE "G"



RECOMMENDED FOR APPROVAL \_\_\_\_\_  
DESIGN ENGINEER DATE

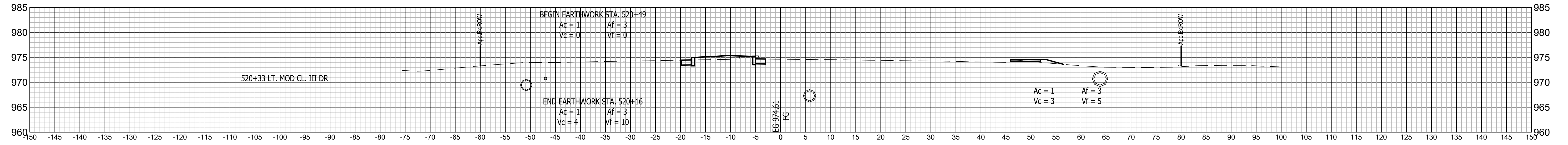
DESIGNED: J.P.H. DRAWN: J.P.H.  
CHECKED: J.L.B. CHECKED: J.L.B.

INDIANA DEPARTMENT OF TRANSPORTATION

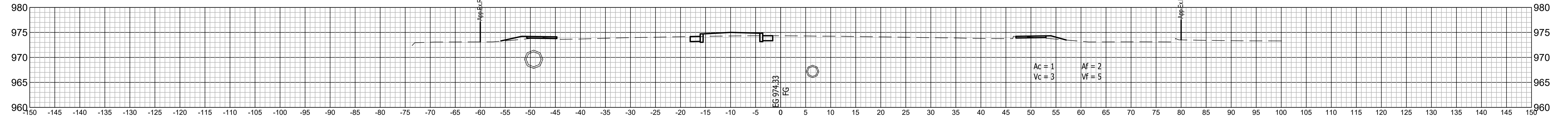
LINE G - CROSS SECTIONS

HORIZONTAL SCALE	BRIDGE FILE
1" = 10'	N/A
VERTICAL SCALE	DESIGNATION
1" = 10'	1593230
SURVEY BOOK	SHEETS
N/A	225 of 227
CONTRACT	PROJECT
R-39270	1593230

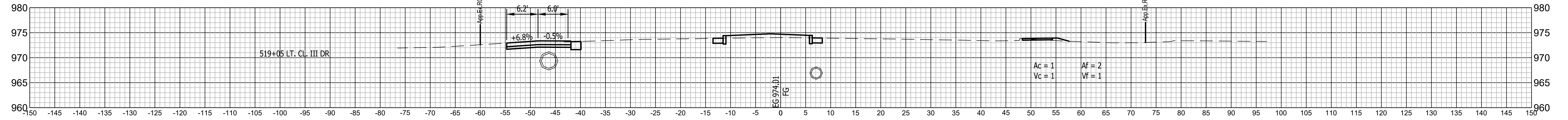
520+33 LINE "G"



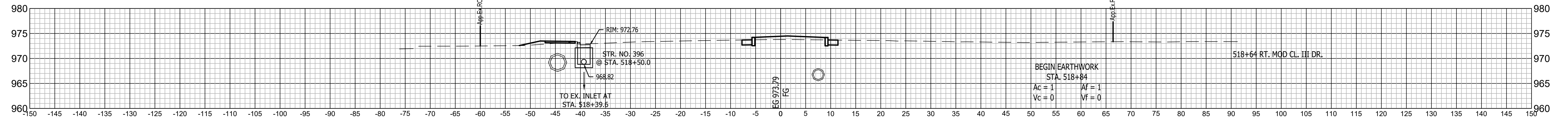
519+75 LINE "G"



519+05 LINE "G"



518+64 LINE "G"



RECOMMENDED FOR APPROVAL \_\_\_\_\_  
DESIGN ENGINEER DATE

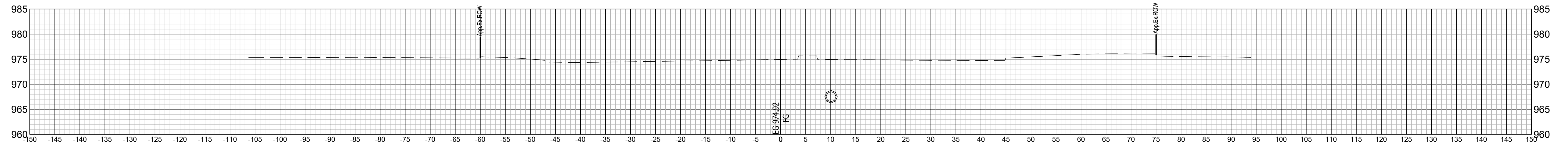
DESIGNED: J.P.H. DRAWN: J.P.H.  
CHECKED: J.L.B. CHECKED: J.L.B.

INDIANA DEPARTMENT OF TRANSPORTATION

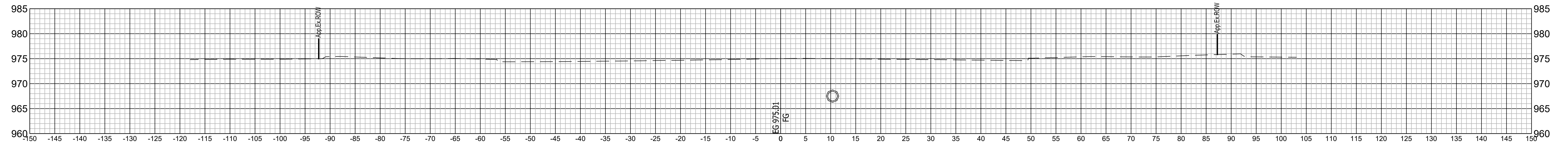
LINE G - CROSS SECTIONS

HORIZONTAL SCALE	BRIDGE FILE
1" = 10'	N/A
VERTICAL SCALE	DESIGNATION
1" = 10'	1593230
SURVEY BOOK	SHEETS
N/A	226 of 227
CONTRACT	PROJECT
R-39270	1593230

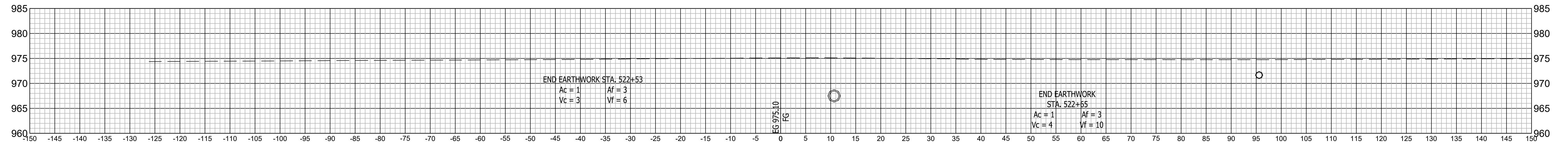
524+00 LINE "G"



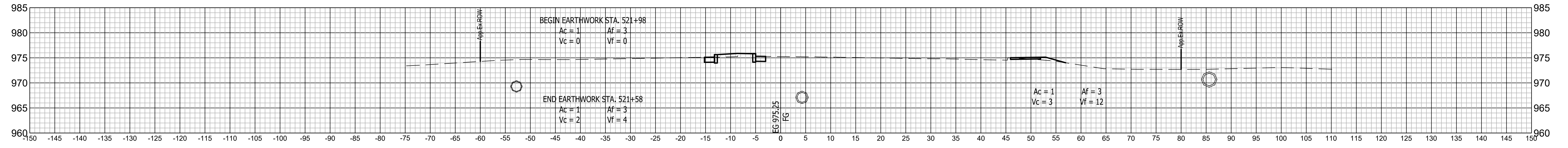
523+50 LINE "G"



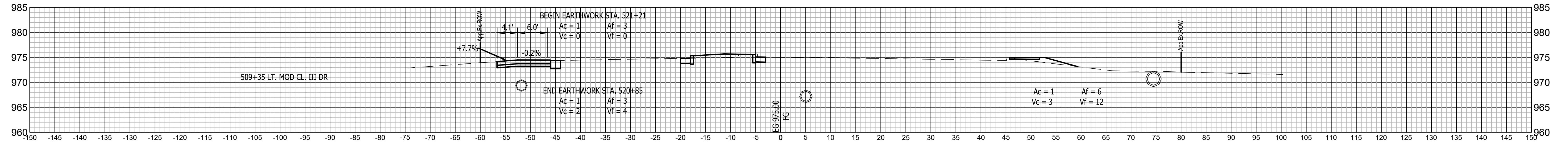
523+00 LINE "G"



521+78 LINE "G"



521+04 LINE "G"



RECOMMENDED FOR APPROVAL	DESIGN ENGINEER	DATE	INDIANA DEPARTMENT OF TRANSPORTATION		HORIZONTAL SCALE	BRIDGE FILE
					1" = 10'	N/A
DESIGNED: J.P.H.	DRAWN: J.P.H.	LINE G - CROSS SECTIONS		VERTICAL SCALE	DESIGNATION	
CHECKED: J.L.B.	CHECKED: J.L.B.			1" = 10'	1593230	
				SURVEY BOOK	SHEETS	
				N/A	227 of 227	
				CONTRACT	PROJECT	
				R-39270	1593230	