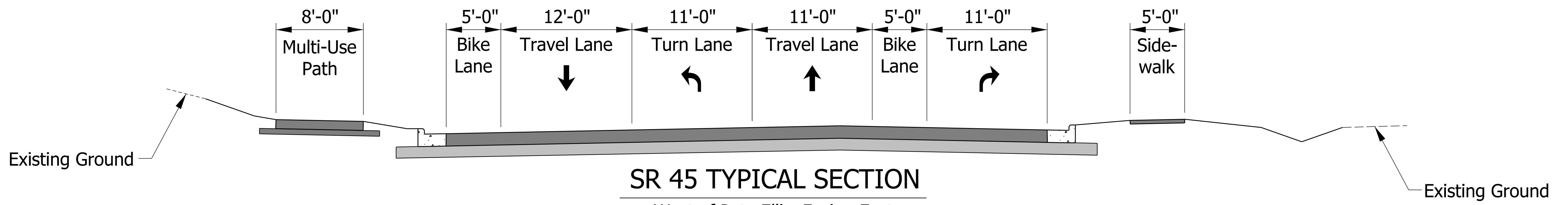


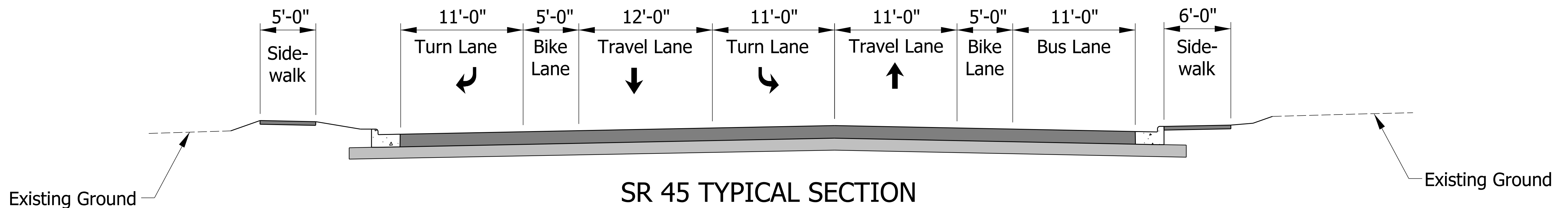
SR 45 TYPICAL SECTION

East of SR 46, Facing East
(Not to Scale)



SR 45 TYPICAL SECTION

West of Pete Ellis, Facing East
(Not to Scale)



SR 45 TYPICAL SECTION

East of Pete Ellis, Facing East
(Not to Scale)

Legend:

- = Pavement
- = Base
- = Curb and Gutter

NOT FOR CONSTRUCTION

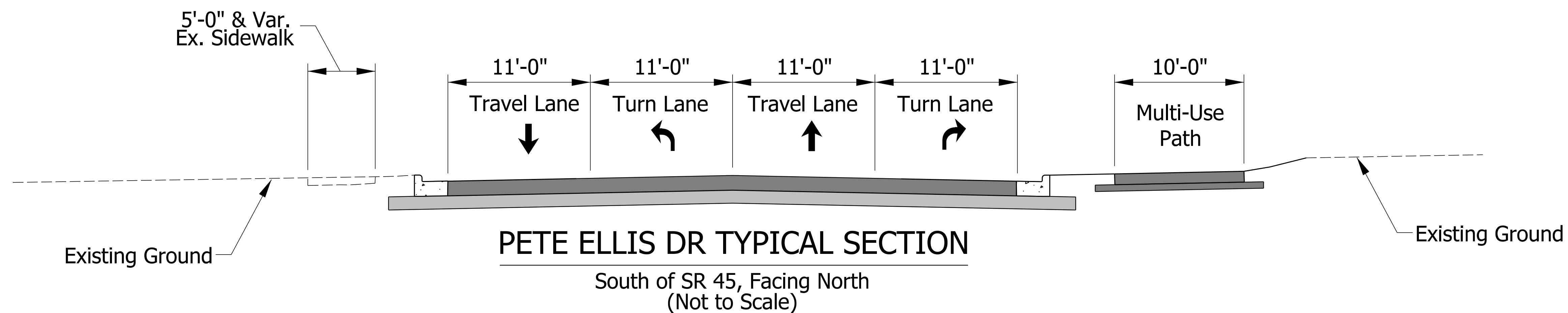
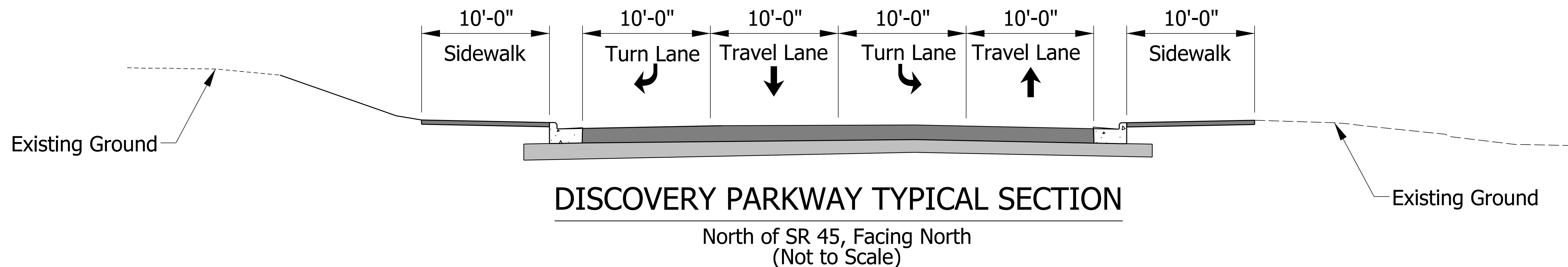
| | | | |
|--------------------------|-----------------|-------------|-----------|
| RECOMMENDED FOR APPROVAL | DESIGN ENGINEER | 7/21/2023 | DATE |
| DESIGNED: MM | 7/21/2023 | DRAWN: MM | 7/21/2023 |
| CHECKED: KT | 7/21/2023 | CHECKED: KT | 7/21/2023 |

INDIANA DEPARTMENT OF TRANSPORTATION

TYPICAL SECTIONS

| | |
|---------------|-------------|
| SCALE | BRIDGE FILE |
| 5.0000' / in. | N/A |
| | DESIGNATION |
| | 1800199 |
| SURVEY BOOK | SHEETS |
| Electronic | of |
| CONTRACT | PROJECT |
| R-41465 | 1800199 |

P:\PLOT_DRAWING_TEMPLATES_S&M_PMS



Legend:

- = Pavement
- = Base
- = Curb and Gutter

Plot: 1800199 - TYPICAL SECTIONS.dwg

NOT FOR CONSTRUCTION

| | | | |
|--------------------------|-----------------|-------------|-----------|
| RECOMMENDED FOR APPROVAL | DESIGN ENGINEER | 7/21/2023 | DATE |
| DESIGNED: MM | 7/21/2023 | DRAWN: MM | 7/21/2023 |
| CHECKED: KT | 7/21/2023 | CHECKED: KT | 7/21/2023 |

INDIANA DEPARTMENT OF TRANSPORTATION

TYPICAL SECTIONS

| | |
|---------------|-------------|
| SCALE | BRIDGE FILE |
| 5.0000' / in. | N/A |
| | DESIGNATION |
| | 1800199 |
| SURVEY BOOK | SHEETS |
| Electronic | of |
| CONTRACT | PROJECT |
| R-41465 | 1800199 |