

IDEM

**Exploring With
Environmental
Ed!**



3rd thru 5th
Grade

Dear Parent/Educator,

Welcome to the Indiana Department of Environmental Management's (IDEM) environmental education booklets for kids. The activities in this booklet are designed to educate young children with regards to the different offices of IDEM and their responsibilities. We hope that children find these activities both educational and fun.

These activities follow current Indiana Department of Education science teaching standards which are listed on the back of this booklet. Activities for older grades are available separately through IDEM's education and outreach program. Please call 1-800-451-6027 and ask for extension 4-1790 or email info@dem.state.in.us for more information or materials.

Protecting the environment is the joint responsibility of IDEM and all Hoosiers. To achieve this goal, IDEM is made up of the following major offices: Air Quality, Pollution Prevention and Technical Assistance, Land Quality (including the Emergency Response section), and Water Quality. Together, these different offices work to accomplish one of IDEM's goals: to make Indiana a cleaner, healthier place to live. IDEM staff includes scientists, geologists, chemists, engineers, inspectors, and support personnel, all working to protect our environment.

Hi kids!

My name is Enviro Ed and I would like to show you a little bit about where we live, play, work and eat. This place is called an environment.

That word means everything around you!



**Draw a type of environment here.
(A favorite park, your backyard or even your bedroom.)**



**See, any place can
be a kind of environment.**



Can you find IDEM in the above picture? Color it green.

**We are the Indiana
Department of
Environmental
Management.**

**We help look after the
environment in the state
of Indiana.**

*Take a look at
what we do!*

At IDEM, we help keep water safe.

We help keep rivers and streams healthy.

We help keep well water safe.

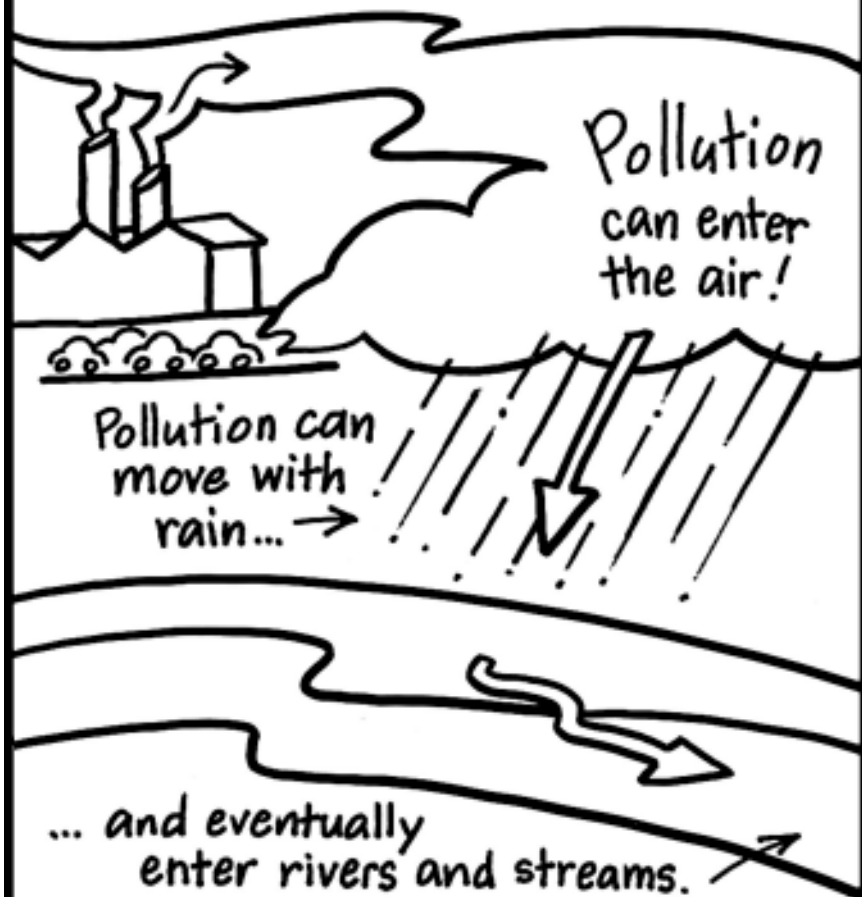
Help keep trash out of the streams.

It can poison our waterways.

Did you know that fertilizer (plant food) can pollute a river? The fertilizer can make too many water weeds grow, and when those die, it causes oxygen in the water to get too low, and the fish and other living organisms can die.



We also work to keep the air clean!



When business and citizens pollute the air, it often pollutes the water. How can you help keep the water clean?

And, we help care for
Indiana's land.

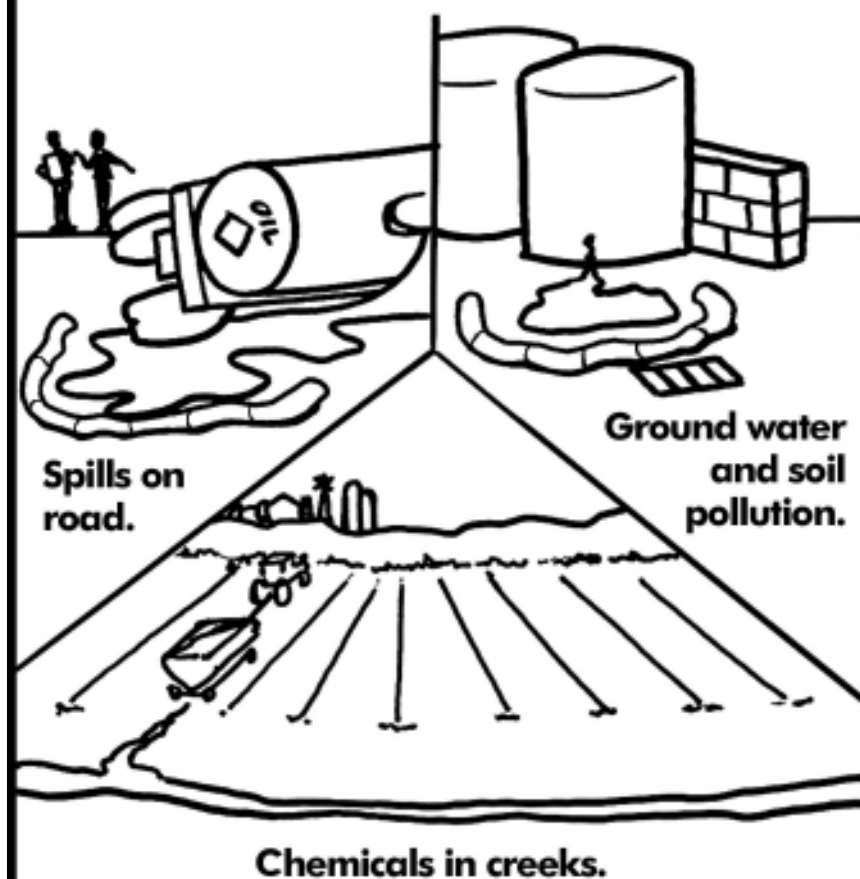


List three things
that keep our
land healthy.


List three
things that make
the land
unhealthy.



**We're on the scene when
an environmental
accident occurs.
We are here to help
protect the environment.**



We also care about children's environmental health.



Asbestos on pipes can get in lungs.

Cigarette smoke can cause asthma and breathing problems.




Chemicals and sprays can produce fumes that we might breathe in.

Lead-paint dust and mold can cause illness and allergies.



Carbon monoxide fumes are bad for us.


But, we all need to be
healthy to take care of
our environment!




Find your way through the
clouds to the sunlight.

Help protect the ozone layer.

Ozone is a very special gas. It is good up high, but bad nearby.



Good ozone high up in the atmosphere stops the sun's harmful ultraviolet rays from burning our skin and harming plants and animals.



Bad ozone, or smog, down below where we breathe is bad for our lungs.

When ground-level ozone is unhealthy, tell your parents not to mow the lawn, fill up the car, or go to drive-thrus until after 6 p.m. Watch for ozone action or alert days.

Recycle!
Here are things you
can recycle.



Newspapers,
magazines and
assorted paper

glass bottles
and jars



Plastic jugs
and bottles



Aluminum
cans and
food pans

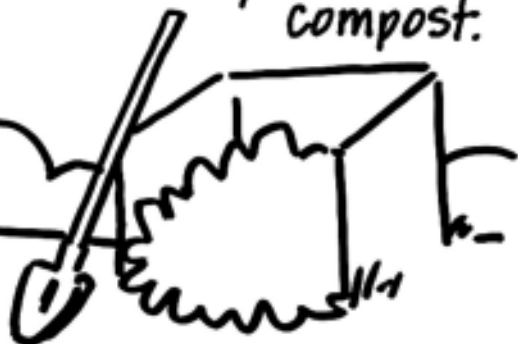


Metal and
steel items



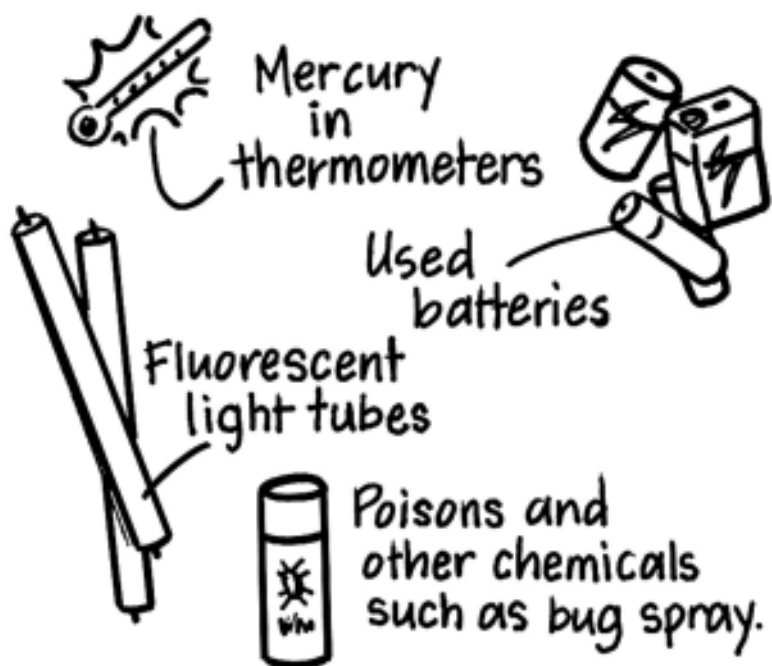
And
Compost!

Learn how
you can
compost.



**Help your parents learn
how to keep your environ-
ment safe and healthy.**

Contact IDEM at (317) 232-8603
or toll free at (800) 451-6027.
You can visit <http://www.IN.gov/idem/> to learn what to do
with these products.



Indiana educational standards covered in this booklet.

Science standards grades 3-5



Grade 3

Technology and Science

- 3.1.6 Give examples of how tools, such as automobiles, computers, and electric motors, have affected the way we live.
- 3.3.4 Describe how discarded products contribute to the problem of waste disposal and that recycling can help solve this problem.

Communication Skills

- 3.2.6 make sketches and write descriptions to aid in explaining procedures or ideas

Reasoning and Uncertainty

- 3.5.5 Explain that one way to make sense of something is to think of how it relates to something more familiar.

Systems

- 3.6.2 Investigate how and describe that something may not work if some of its parts are missing.

Grade 4

Technology and Science

- 4.1.9 Explain how some products and materials are easier to recycle than others.

Communication Skills

- 4.2.5 Write descriptions of investigations, using observations and other evidence as support for explanations.

Systems

- 4.6.1 Demonstrate that in an object consisting of many parts, the parts usually influence or interact with one another

Grade 5

Technology and Science

- 5.1.5 Explain that technology extends the ability of people to make positive and/or negative changes in the world.
- 5.1.6 Explain how the solution to one problem, such as the use of pesticides in agriculture, or the use of dumps for waste disposal, may create other problems.

Systems

- 5.6.1 Recognize and describe that systems contain objects as well as processes that interact with each other.